

MEDICAL PRODUCTS



**WESTERN
ENTERPRISES**
a Scott Fetzer company

GLOBAL GAS MANAGEMENT TECHNOLOGY
ENTERPRISES • INNOVATOR • MEDICA • WESTWINDS

Medical Products Catalog

PROFESSIONAL SERIES

Western Enterprises is your reliable, one stop source for medical gas regulators, suction regulators, flowmeters, fittings and accessories.



This catalog provides a comprehensive source of information on Western's line of products used in the control, transmission and storage of compressed gases for industrial and other related applications. Product descriptions include information on available gas services, sizes, operating pressures, applications and optional features, as appropriate. Additional information is available through Western's customer service department at 1-800-783-7890.

In conjunction with other applications, Western products can co-mingle with the requirements of various related agencies (as listed below).

Western manufactures products under the stringent controls to assure that safe products are delivered to the marketplace. Users of Western products must adhere to the instructions provided with certain products. For more information on the safe handling and proper installation of compressed gas equipment, contact the following agencies or Western's customer service department.

Compressed Gas Association 14501 George Carter Way Suite 103 Chantilly, VA 20151 703-788-2700 www.cganet.com	U.S. Food & Drug Administration 10903 New Hampshire Avenue Silver Springs, MD 20993 1-888-INFO-FDA	National Fire Protection Association One Batterymarch Park Quincy, MA 02169 1-800-344-3555 www.nfpa.org	OSHA Occupational Safety & Health Administration 200 Constitution Ave. NW Washington, DC 20210 1-800-321-OSHA www.osha.gov	Underwriter Laboratories Incorporated 333 Pfingsten Road Northbrook, IL 60062-2096 1-877-UL HELPS www.ul.com
--	--	--	--	---

For more information on Western's other product portfolios, contact Customer Service at 1-800-783-7890.

www.westernenterprises.com

- INDUSTRIAL EQUIPMENT PORTFOLIO**
 High quality industrial equipment including regulators, flowmeters, CGA fittings, adaptors, flash arrestors, pigtails, hotspotters and other brass and stainless steel components.
- MANIFOLD AND SPECIALTY GAS PORTFOLIO**
 Gas manifold systems for industrial, medical and specialty gas applications, alarms, pressure regulators, station drops and replacement parts.
- INFLATION EQUIPMENT PORTFOLIO**
 High quality helium equipment including inflators, filling stations, cylinders, manifolds, accessories and replacement parts.

COMPANY MISSION & VISION

Mission

To fulfill the global demand for gas management solutions by anticipating market needs, engineering quality products & fully supporting our customers, employees and community

Vision

Be the global leader in innovative solutions for gas control technology, providing market development and growth opportunities for our customers and strategic partners.

For 60 years, Western has been supplying innovative solutions in gas management systems to the industrial, medical and helium gas markets.

Disclaimer: This catalog is for informational purposes. Specific information regarding the use of these products is contained in the Operating Instructions provided with certain products. Western Enterprises is constantly improving our products, therefore we reserve the right to make changes in specifications without notice. All images contained in this catalog represent a version of the indicated products.

For more information, call Western Customer Service at **1-800-783-7890**

ISO 9001/ISO 13485 REGISTERED QUALITY SYSTEM

Western Enterprises is committed to defect free products, on time delivery, continuous product improvement, and customer satisfaction. Western's Quality Management System is certified to both ISO 9001 and ISO 13485 standards. We are also registered with the FDA, and

also meet the stringent requirements set forth by the Compressed Gas Association (CGA). With Western, our integrity is never in question when it comes to quality.

LIMITED WARRANTY INFORMATION

Western Enterprises warrants components of the products listed in this catalog to be free of manufacturing defects for the time periods listed below. Please read the Limited Warranty information included with the product for complete details.

Valve Integrated Pressure Regulators	5 years (OxyTote, OxyTote NG, AirTote)
Click Style Regulators	2 years (OPA, OPL, Titan)
MLR Regulators	1 year
Medical Regulators/Flowgauges	6 years (M1, M2)
Suction Regulators	3 years (SR, SRA), 1 year (SRQ)
Flowmeters	6 years (FM, FMA, FME)
Click Style Flowmeters	2 years (CFM)
Transfill Equipment	1 year
Hoses	5 years
Fittings	90 days
Carts, Racks, Stands	90 days
Bags	90 days





E-MAIL/INTERNET

Send orders via e-mail to medica@westernenterprises.com
Your order will be processed immediately.



EDI

Electronic Data Interchange (EDI) can reduce your cost of doing business. Our in-house staff will be happy to work with you to create a custom solution. Call 800-783-7890.

FAX

For your convenience, please fax orders to 440-871-2197 or 440-835-8283.



PHONE 800-783-7890

Press #1 to speak with a member of our customer service team.

Please have your:

- Account number
- Part numbers, price and purchase order number
- Name of contact to answer any questions
- Special shipping instructions

EASY GUIDE TO WESTERN MEDICA PART NUMBERS

MEDICAL GAS FITTINGS

HOW IT WORKS:

M24-1
(M=Medical 24=DISS 1240 1= Part#)
Medical Oxygen DISS Nut

M54-1
(M=Medical 54=CGA-540 1=Part #)
Medical Oxygen Cylinder Nut

M87-1
(M=Medical 87=CGA-870 1=Part #)
Medical Oxygen Yoke

MEDICAL GAS REGULATORS

Part Number- M1-540-FG
(M=Medical 1=Single Stage 540=CGA-540 FG=Flow Gauge)
Description: Medical Single-Stage Oxygen Flow Gauge Regulator





OXYGEN REGULATORS

OxyTOTE NG Portable Oxygen System	1
OxyTOTE™ Portable Oxygen System.....	3
AirTOTE™ Portable Oxygen Systems	5
Compact Click-Style Oxygen Regulators	6
Titan™ EMS Oxygen Regulators.....	7
OctiFlo ₂ ™ Portable Emergency Oxygen Manifold and Accessories	8
Single & Dual Stage Flow Gauge Oxygen Regulators	9



OXYGEN & OTHER GAS REGULATORS

Adjustable Pressure Regulators	10
Single Stage Preset Regulators.....	11
Flowmeter Regulators	12
Clinical Adjustable Pressure Regulators	13
Laboratory Style Regulators	14
Breathing Mixture Regulators.....	15
Magnetic Resonance (MR) Conditional Regulators	16



CYLINDERS & ACCESSORIES

Oxygen Cylinders and Accessories.....	17-18
Cylinder Bags and Related Equipment.....	19-20
Cylinder Carts, Racks and Stands	21-22



FLOWMETERS

Oxygen Flowmeters.....	23-24
Flowmeters (other gases).....	25
Neonatal Oxygen Flowmeters	26
Quick-Click™ Click-Style Flowmeters	27



SUCTION

Suction Regulators and Accessories.....	28-30
---	-------



QUICK CONNECTS

Oxygen Quick Connects	31
Medical Air Quick Connects	32
Nitrous Oxide Quick Connects.....	33
Suction Quick Connects.....	34



OTHER RELATED EQUIPMENT OXYGEN ONLY

DISS Nuts, Nipples, Body Adaptors & Other	35-36
Demand, Check & Reverse Flow Valves.....	37
Shut-Off Valves	37
Gauges & Orifices Equipment	38
High Pressure Fittings & Pigtails	39
High Pressure Yokes, Post Valves & Accessories	40

OTHER GASES

DISS Nuts, Nipples & Body Adaptors.....	41-42
Tapered Pipe Thread Fittings	43
Barb Hose Fittings, Ferrules & Crimpers.....	44
Demand Valves, Check Valves & Reverse Flow Valves.....	45
Shut-off Valves & Cartridge Valves.....	46
Medical Yokes (all gases except oxygen)	47
High Pressure Fittings & Pigtails	48
High Pressure Cylinder Connections.....	49

GAUGES & ACCESSORIES

Gauges	50
Oxygen Dual Y-Demand Valve Couplers.....	51
Dual Y-Connections.....	52
Oxygen Transfill Systems	53-56
Medical Hose & Accessories	57-58
Cryogenic Hose/SAE Flare Connections.....	59

NON-CHROME PLATED FITTINGS & ACCESSORIES

Special Pigtails	60
High-Pressure Cylinder Connections	61
Pipe & Misc. Fittings.....	62-63
Healthcare Manifolds	64-65

INDEX BY PART NUMBER 64-65

CGA Gas Assignments Chart	Inside Back Cover
---------------------------------	----------------------



OxyTOTE NG PORTABLE OXYGEN SYSTEM



OxyTOTE NG System Advantages

Western designed the Next Generation Integrated Valve Regulator, the OxyTOTE NG, to meet the demands of both EMS emergency services as well as in-hospital patient transport. It is small, lightweight, and ergonomically designed. Every aspect of its intended use was carefully considered during the design process, including its length, which allows the OxyTOTE NG to fit into most EMS duffel bags as well as horizontally on most hospital gurneys.

The OxyTOTE NG's SureClick™ feature locks in oxygen flow with accuracy. The high impact shroud protects the regulator, gauge, and hose barb from accidental damage.

Features

- Regulator and cylinder valve integrated into one unit
- User can initiate flow in two easy steps
- Compact design with all brass body
- Built-in Safety Burst Disk prevents over pressurization
- 1½" diameter oxygen content gauge continuously indicates cylinder pressure
- CGA-540 Fill Port with Safety Check Valve
- Filtration throughout for maximum safety and reduced particle contamination
- Protective shroud ensures safety and lasting performance
- 50 psi DISS Demand Valve Outlet
- 5 yr limited warranty

OxyTOTE NG Regulator Specifications

(OxyTOTE NG Regulator only)

Size	5.240" x 4.375" (5.989" x 4.375" including threads)
Weight	2.14 lbs.
OxyTOTE NG Flow*(LPM)	0.5, 1, 1.5, 2, 3, 4, 6, 8, 10, 15, 25

*The 80X Series excludes 8 LPM flow setting.

OxyTOTE NG Regulator Features (Standard Version)

High impact polycarbonate material protects regulator and components.

SureClick™ feature reduces the risk of positioning the Flow Selector between the discrete click flow settings, providing worry free operation to EMTs and clinicians.

Integrated brass regulator assembly incorporates cylinder valve and flow control regulator into a single unit. Units are refilled through a CGA-540 fill port on back of regulator body.

Easy-to-read 1.5" oxygen content gauge is always active.

Permanently assembled onto a lightweight aluminum cylinder.



Small Shroud with built in handle for portability. Will fit into tight spaces and most EMS bags.

The Flow Selector knob is simple to operate and read, with 11 discrete flow rates from 0.5-25 LPM, plus AUX.

The tapered hose barb outlet for attaching cannula is recessed for protection against damage.

The On/Off Knob has been redesigned. Light gray color is more visible inside of EMS bags and in low light areas.

OXYTOTE NG
With DISS 1240 port

OxyTOTE NG System Advantages

Part#	Description
MNR-600	OxyTOTE NG regulator head only, with DISS Demand Outlet, 3/4"-16UNF thread (aluminum cylinder)
MNR-800	OxyTOTE NG regulator head only, with DISS Demand Outlet, 3/4"-16UNF thread (aluminum cylinder). No shut off valve
MNS-602	OxyTOTE NG system includes D size aluminum cylinder
MNS-603*	OxyTOTE NG system includes E size aluminum cylinder
MNS-802	OxyTOTE NG system includes D size aluminum cylinder. No shut off valve
MNS-803*	OxyTOTE NG system includes E size aluminum cylinder. No shut off valve
PX-1044	Humidification Attachment Sleeve
PX-1045	Humidification Hose
PX-1003	Humidification Bottle

*MR Conditional for use 1.5 ft. or more outside of the bore of an MR machine under the following conditions: Static magnetic field of 3.0 Tesla or less and a spatial gradient field of 720 gauss/cm or less.



OxyTOTE NG
with optional
humidification
attachment.

OxyTOTE NG - The Next Generation of Portable Oxygen Delivery Systems

Finally, an oxygen delivery system that operates as easy and quickly as you do. OxyTOTE NG delivers oxygen in two easy steps. No hassles with wrenches, washers or attachments – just a simple way for you to do your job and ensure your patient is getting the care they need quickly and efficiently.

Confidence – Designed and manufactured within a quality system registered to both ISO9001 and ISO13485 ensures OxyTOTE NG's performance, longevity, and total satisfaction.

Made in USA – OxyTOTE NG is manufactured and assembled in Westlake, OH.



OXYTOTE SYSTEM SPECIFICATIONS

	MNS-602	MNS-603
Cylinder Size	425 liter "D" Aluminum	679 liter "E" Aluminum
System Size	21-5/8" H x 4-1/2" W	30-5/8" H x 4-1/2" W
System Weight	7.4 lbs.	9.8 lbs.
Regulator Flow (SLPM)	1/2 - 25	1/2 - 25

OxyTOTE™ - PORTABLE OXYGEN SYSTEM



OxyTOTE OXYGEN REGULATOR WITH SURECLICK™ FEATURE

The OxyTOTE™ regulator is perfect for transporting and dispensing oxygen in one easy-to-use package. With Western's innovative concept and design, the OxyTOTE regulator provides optimal performance in a click-style regulator by delivering the liter flow needed without the time and frustration of matching regulators and cylinders. This unique design is a safe, easy-to-use and cost-effective method of distributing oxygen. The OxyTOTE, like all Western products, meets exacting standards for performance and reliability.

Sold separately or attached to cylinder

FEATURES:

- Regulator and cylinder valve combined into one unit
- User can initiate flow in one easy step
- Compact design with all brass body
- Maximum rated inlet pressure 3000 psi
- 1-1/2" diameter gauge
- Transfill through CGA-540 port
- Filtration throughout for maximum safety
- Integral reseating relief valve protects against over-pressurization
- Protective shroud ensures safety and lasting performance
- Hose barb outlet is standard
- Unit can be ordered with or without DISS (demand valve)
- 5 year limited warranty

OxyTOTE REGULATOR SPECIFICATIONS

(OxyTOTE Regulator Only)

Size	7-3/4" x 4-1/2"
Weight	2 lbs. 10 oz
OxyTOTE Flow (LPM)*	1/2, 1, 1-1/2, 2, 3, 4, 5, 6, 8, 10, 15, 25, AUX

*The 80X Series excludes 8 LPM flow setting.

OxyTOTE Features (Standard Version)

Durable polycarbonate cover protects regulator & valve assembly.

SureClick™ feature reduces the risk of dialing the flow selector between click settings, making it easier for clinicians to dial in and secure oxygen flow.

Brass regulator assembly incorporates post valve and flow control device into a single unit. Units are quickly refilled through a CGA-540 fill port on reverse side.

Easy-to-read 1-1/2" cylinder contents gauge.

Permanently assembled onto a lightweight aluminum cylinder.



Built in handle for portability.

On/Off flow control knob with adjustable flow rates of 1/2 – 25 liters per minute.

Tapered hose barb for attaching cannula. Barb outlet is recessed for protection against damage.

On/Off valve maximizes regulator life by minimizing its exposure to cylinder pressure.

OXYTOTE

without DISS 1240 Auxiliary port

	OxyTOTE Hose Barb Only	OxyTOTE Hose Barb & DISS outlet	OxyTOTE Hose Barb & DISS outlet No Shut Off Valve
DESCRIPTION	Part #	Part #	Part #
OxyTOTE Head only for aluminum cylinder	MTR-500	MTR-600	MTS-800
OxyTOTE Head only for steel cylinder	MTR-510	MTR-610	
OxyTOTE on C aluminum cylinder	MTS-501	MTS-601	
OxyTOTE on D aluminum cylinder	MTS-502	MTS-602	
OxyTOTE on E aluminum cylinder	MTS-503**	MTS-603*	MTS-803*
OxyTOTE on M6A aluminum cylinder	MTS-505	MTS-605	

*MR Conditional for use outside of the bore of an MR machine under the following conditions:
Static magnetic field of 3.0 Tesla or less and a spatial gradient field of 720 gauss/cm or less.

**The MTS-503 is MR Conditional for use outside of the bore of an MR machine under the following conditions:
Static magnetic field 3.0 Tesla or less and spatial gradient field of 3.3 Tesla/meter or less,



OxyTOTE SYSTEM SPECIFICATIONS

	MTS-503	MTS-502	MTS-501	MTS-505
Cylinder Size	679 liter "E" Aluminum	425 liter "D" Aluminum	246 liter "C" Aluminum	170 liter "M6A" Aluminum
System Size	32-1/2" H x 4-1/2" W	23-1/2" H x 4-1/2" W	18" H x 4-1/2" W	15-1/4" H x 4-1/2" W
System Weight	10.3 lbs.	7.9 lbs.	6.5 lbs.	5.8 lbs.
Regulator Flow (SLPM)	1/2 - 25	1/2 - 25	1/2 - 25	1/2 - 25

AIR TOTE™ Portable Medical Air System with SureClick™ Feature



ALL-IN-ONE CONVENIENCE

Western's new AirTOTE™ portable medical air system brings a new level of simplicity and cost effectiveness to distributing medical air. Its all-in-one design incorporates a click-style regulator with a cylinder valve. The AirTOTE system is based on Western's OxyTOTE™ design, proven in years of use in thousands of locations.

The frustration and time of matching regulators and cylinders is eliminated, while your patients get their precise flow.

The AirTOTE™ system also includes Western's unique SureClick™ feature. SureClick reduces the risk of dialing the flow selector between click settings, making it easier for clinicians to dial in and secure air flow.

FEATURES:

- DISS 1160 auxiliary port (demand valve). Outlet pressure 50 psi
- Hose barb for use in controlled flow applications (cannot be used simultaneously with DISS)
- Regulator and cylinder valve combined into one unit
- User can initiate flow in one easy step
- Compact design with all brass body
- Maximum rated inlet pressure 3000 psi
- Transfill through CGA-346 port
- Filtration throughout for maximum safety
- Integral reseating relief valve protects against over-pressurization
- Protective shroud ensures safety and lasting performance
- 5 year limited warranty

AIR TOTE SPECIFICATIONS

Part #	Description	Size	Weight	Flow (LPM)
MTR-300	AirTOTE head only for aluminum cylinder	7-3/4" x 4-1/2"	2 lbs. 10 oz	1, 2, 3, 4, 6, 8, 10, 12, 15, 20, 25
MTS-303	AirTOTE on E aluminum cylinder	7-3/4" x 4-1/2"	2 lbs. 10 oz	1, 2, 3, 4, 6, 8, 10, 12, 15, 20, 25

OxyTOTE Features

Durable cover protects regulator & valve assembly.

Brass regulator assembly incorporates post valve and regulator into one single unit. Units are quickly refilled through a CGA-346 fill port on reverse side.

Easy-to-read 1-1/2" cylinder contents gauge.



Built in handle for portability.

On/Off flow control knob with adjustable flow rates of 1 – 25 liters per minute.

Medical outlet barb for attaching cannula. Barb outlet is recessed for protection against damage.

On/Off valve maximizes regulator life by minimizing its exposure to cylinder pressure.

AIR TOTE SYSTEM
with DISS 1160

COMPACT CLICK-STYLE OXYGEN REGULATORS

Designed for pediatric, homecare, hospital and emergency applications

OPA SERIES FEATURES:

- Compact aluminum body
- Click-Style flow control
- Maximum inlet pressure 3000 psi
- Sintered filter for additional safety and to extend regulator life
- Internal reseating relief valve protects against over-pressurization
- 1-1/2" diameter gauge
- Tapered hose barb outlet
- 2 year limited warranty

OPA SERIES COMPACT REGULATORS

Part #	Flow Settings
CGA-870 Yoke	
OPA-810	1/64, 1/32, 1/16, 1/8, 1/4, 1/2, 3/4, 1, 1-1/2, 2 LPM
OPA-820	1/4, 1/2, 1, 2, 3, 4, 6, 8, 10, 15 LPM
OPA-840	1/2, 1, 1-1/2, 2, 2-1/2, 3, 4, 5, 6, 8 LPM
OPA-850	1/2, 1, 2, 3, 4, 6, 8, 10, 15, 25 LPM
CGA-540 Nut and Nipple - Handtight	
OPA-510	1/64, 1/32, 1/16, 1/8, 1/4, 1/2, 3/4, 1, 1-1/2, 2 LPM
OPA-520	1/4, 1/2, 1, 2, 3, 4, 6, 8, 10, 15 LPM
OPA-540	1/2, 1, 1-1/2, 2, 2-1/2, 3, 4, 5, 6, 8 LPM

OPA-840

Compact Click-Style Regulator with CGA-870 Yoke Inlet



OPA-520

Compact Click-Style Regulator with handtight CGA-540 Nut and Nipple Inlet



EXTENDED CLICK-STYLE REGULATORS

OPL SERIES FEATURES:

- Same as OPA Series PLUS:
- Extended body with DISS 1240 outlet for use with a humidifier bottle

OPL SERIES EXTENDED REGULATORS

Part #	Flow Settings	Outlet Connection
CGA-870 Yoke		
OPL-821	1/4, 1/2, 1, 2, 3, 4, 6, 8, 10, 15 LPM	DISS 1240
CGA-540 Nut and Nipple		
OPL-521	1/4, 1/2, 1, 2, 3, 4, 6, 8, 10, 15 LPM	DISS 1240



OPL-821

Extended Click-Style Regulator with DISS 1240 Outlet Connection Shown with PX-1003 Humidifier Bottle

WESTERN MINI OXYGEN REGULATORS

Western Mini Oxygen Regulators are everything you need for homecare in the smallest, lightest, most affordable regulator we've ever made!

FEATURES:

- Click-Style flow control for ease of use
- Compact and lightweight aluminum body to aid portability
- Brass high-pressure insert to assure safety
- Sintered filter for additional safety and to extend regulator life
- 1-1/2" diameter gauge is easy to read
- Maximum inlet pressure 3000 psi
- Available in CGA-870 yoke style only
- 1 year warranty

Part #	Flow Settings	Outlet Connection
MLR-108	1/2, 1, 1-1/2, 2, 2-1/2, 3, 3-1/2, 4, 5, 6, 7, 8	1/4" OD hose barb
MLR-115	1/4, 1/2, 1, 1-1/2, 2, 3, 4, 5, 6, 7, 8, 10, 15	1/4" OD hose barb



TITAN™ Oxygen Regulators



EMS TITAN™ SERIES OXYGEN EMS AND FIRE SERVICE APPLICATIONS CLICK-STYLE REGULATOR

Whether its EMS, ambulance, fire rescue or tactical medical use, Titan™ Oxygen Regulators will provide durable, impact-resistant service. With 100% brass construction, they've got the guts to withstand emergency conditions.

The Titan regulator's flow selector is inset and exceptionally durable. Six models are available, all with a nickel-plated brass body.

FEATURES:

- All brass construction in high pressure, low pressure and relief zones
- Brass internal components
- 20 micron sintered bronze inlet filter
- PTFE FEP100 pressure regulating seat
- Fluoroelastomer and silicone O-Rings
- Fasteners and springs are stainless steel
- 2 year limited warranty

TITAN SPECIFICATIONS

Part #	Description
MPR-501	CGA-540, Preset (50 psi) with 2 power take-offs
MPR-502	CGA-540, 0-25 lpm with 2 power take-offs and hose barb
MPR-801	CGA-870, 0-15 lpm with hose barb
MPR-802	CGA-870, 0-15 lpm with 2 power take-offs and hose barb
MPR-803	CGA-870, 0-25 lpm with hose barb
MPR-804	CGA-870, 0-25 lpm with 2 power take-offs and hose barb

Working pressure: 500-3000 psi

Overall dimensions: 6" long x 1.5" OD and 1.5" diameter gauge

Flow Settings	
0-25 LPM Model	0, 0.5, 1, 2, 4, 6, 8, 10, 12, 15, 20, 25
0-15 LPM Model	0, 0.5, 1, 1.5, 2, 3, 4, 5, 6, 8, 10, 15



TITAN (MPR-501)
CGA-540 Connection



TITAN (MPR-802)
CGA-870 Connection

OCTI-FLO₂ Portable Emergency Oxygen Manifold

- Used for mass casualty, EMS, and triage situations
- Oxygen delivery up to 8 patients
- Flowmeters are individually controlled
- 8 easy-to-read Click-Style flowmeters from 0-25 lpm
- Pressure gauge on manifold
- Standard DISS 1240 inlet and a 100 PSI relief valve safety feature
- Lightweight and compact durable aluminum construction
- 4 Cannulas, 8 breathing masks, and compact carrying case included
- Affordable high quality craftsmanship for years of dependable service
- 2 year limited warranty

**OCTI-FLO₂TM
Portable Emergency
Oxygen Manifold**



MDM-8

Optional Components to Complete the Emergency Oxygen Delivery System

- 0-100 PSI Regulator
- DISS 20' Oxygen Hose



M1-540-PG
(0-100 psi)



C40X-240FHTFHT
(Oxygen medical hose)

Accessories for Other EMS Applications

- Wrenches
- Replacement Parts
- Washers
- T-handles
- Post Valves

MCW - 2BC



MCW - 3P



2544-2



FME101

See page 23-26 for more information



CFM104-08

QuickClick Flowmeter
See page 27 for more information



SINGLE & TWO-STAGE OXYGEN FLOW GAUGE REGULATORS



M1-870-15FG

Single-Stage Regulator with CGA-870 Connection



M2-540-15FG

Two-Stage Regulator with CGA-540 Connection



MR-870-8FG

Single-Stage Compact Regulator with CGA-870 Swivel Yoke Inlet



FEATURES:

- Chrome-plated brass body with all brass high-pressure chamber
- Maximum inlet pressure 3000 psi
- Durable neoprene diaphragm
- Internal reseating relief valve protects against over-pressurization
- Sintered filter for additional safety and to extend regulator life
- 2" diameter gauges
- 6 year limited warranty

COMPACT MODELS (MR SERIES)

- Single-stage with CGA-870 swivel yoke to add convenience for orientation
- 1-1/2" diameter gauges

TWO STAGE MODELS:

- Two stage design for applications where flow control accuracy is critical such as calibration and testing
- First stage reduces high pressure to 170 psi; second stage reduces to provide greater accuracy at lower flow settings

MODEL #	FLOW RANGE	INLET
SINGLE-STAGE		
M1-540-5FG	1/2-5 LPM	Nut and Nipple
M1-540-5FGH	1/2-5 LPM	Handtight Nut
M1-870-5FG	1/2-5 LPM	Yoke
M1-540-8FG	1-8 LPM	Nut and Nipple
M1-540-8FGH	1-8 LPM	Handtight Nut
M1-870-8FG	1-8 LPM	Yoke
M1-540-15FG	2-15 LPM	Nut and Nipple
M1-540-15FGH	2-15 LPM	Handtight Nut
M1-870-15FG	2-15 LPM	Yoke
MR-870-8FG	1-8 LPM	Yoke
MR-870-15FG	2-15 LPM	Yoke
PEDIATRIC SINGLE STAGE		
M1-540-PED3	1/32- 1/2 LPM	Nut and Nipple
M1-540-PED3H	1/32- 1/2 LPM	Handtight Nut
M1-870-PED3	1/32- 1/2 LPM	Yoke
M1-540-PED	1/8-1 LPM	Nut and Nipple
M1-540-PEDH	1/8-1 LPM	Handtight Nut
M1-870-PED	1/8-1 LPM	Yoke
MR-870-PED	1/8-1 LPM	Swivel Yoke
TWO-STAGE		
M2-540-5FG	1/2-5 LPM	Nut and Nipple
M2-540-5FGH	1/2-5 LPM	Handtight Nut
M2-540-8FG	1-8 LPM	Nut and Nipple
M2-540-8FGH	1-8 LPM	Handtight Nut
M2-540-15FG	2-15 LPM	Nut and Nipple
M2-540-15FGH	2-15 LPM	Handtight Nut

SINGLE-STAGE ADJUSTABLE DELIVERY PRESSURE REGULATORS

FEATURES:

- Chrome-plated brass with all brass high-pressure chamber
- Maximum inlet pressure 3000 psi
- Durable neoprene diaphragm
- Internal reseating relief valve protects against over-pressurization
- Sintered filter for additional safety and to extend regulator life
- 2" diameter gauges
- Dual scale: psi and kPa
- Outlets are DISS gas specific



M1-910-PG

Single-Stage Adjustable Regulator with CGA-910 Yoke

ADJUSTABLE SINGLE-STAGE MODELS

GAS/MODEL	DELIVERY PRESSURE	CGA INLET CONNECTION
CARBON DIOXIDE		
M1-320-PG	0 - 100 psi	320-Nut and Nipple
M1-320-PGH	0 - 100 psi	320-Handtight Nut and Nipple
M1-940-PG	0 - 100 psi	940-Yoke
NITROUS OXIDE		
M1-326-PG*	0 -100 psi	326-Nut and Nipple
M1-326-PGH*	0 -100 psi	326-Handtight Nut and Nipple
M1-910-PG*	0 -100 psi	910-Yoke
MEDICAL AIR		
M1-346-PG	0 -100 psi	346-Nut and Nipple
M1-346-PGH	0 -100 psi	346-Handtight Nut and Nipple
M1-950-PG	0 -100 psi	950-Yoke
OXYGEN		
M1-540-PG	0 -100 psi	540-Nut and Nipple
M1-540-PGH	0 -100 psi	540-Handtight Nut and Nipple
M1-870-PG	0 -100 psi	870-Yoke
NITROGEN		
M1-580-PG	0 -100 psi	580-Nut and Nipple
M1-580-PGH	0 -100 psi	580-Handtight Nut and Nipple
M1-960-PG	0 -100 psi	960-Yoke
HELIUM		
M1-580A-PG	0 -100 psi	580-Nut and Nipple
M1-580A-PGH	0 -100 psi	580-Handtight Nut and Nipple
M1-930-PG	0 -100 psi	930-Yoke
MIXTURES		
M1-500-PG	0 -100 psi	500-Nut and Nipple
M1-500-PGH	0 -100 psi	500-Handtight Nut and Nipple

*1000 psi gauge color – coded blue
See full CGA chart in back of catalog.



M1-326-PGH

Single-Stage Adjustable Regulator with CGA-326 Handtight Nut

SINGLE-STAGE PRESET REGULATORS



M1A-540-P

Single-Stage Preset Regulator with CGA-540 Nut & Nipple Inlet with Horizontal Outlet



M1-540-P

Single-Stage Preset Regulator with CGA-540 Nut & Nipple Inlet with 90° Outlet



M1A-870-P

Single-Stage Preset Regulator with CGA-870 Yoke Connection with Horizontal Outlet

FEATURES:

- Chrome-plated brass body with all brass high-pressure chamber
- Maximum inlet pressure 3000 psi
- Durable neoprene diaphragm
- Internal reseating relief valve protects against over-pressurization
- Sintered filter for additional safety and to extend regulator life
- 2" diameter gauges
- 50 psi preset
- 6 year limited warranty

M1A PRESET WITH HORIZONTAL OUTLET

M1 PRESET WITH 90° OUTLET

GAS/MODEL		CGA	CGA INLET
OXYGEN			
M1A-540-P	M1-540-P	540	Nut and Nipple
M1A-540-PH	M1-540-PH	540	Handtight Nut and Nipple
M1A-870-P	M1-870-P	870	Yoke
N/A	MR-870-P	870	Yoke (Compact Model)
CARBON DIOXIDE			
M1A-320-P	M1-320-P	320	Nut and Nipple
M1A-320-PH	M1-320-PH	320	Handtight Nut and Nipple
M1A-940-P	M1-940-P	940	Yoke
NITROUS OXIDE			
M1A-326-P	M1-326-P	326	Nut and Nipple
M1A-326-PH	M1-326-PH	326	Handtight Nut and Nipple
M1A-910-P	M1-910-P	910	Yoke
MEDICAL AIR			
M1A-346-P	M1-346-P	346	Nut and Nipple
M1A-346-PH	M1-346-PH	346	Handtight Nut and Nipple
M1A-950-P	M1-950-P	950	Yoke
NITROGEN			
M1A-580-PH	M1-580-PH	580	Handtight Nut and Nipple
M1A-580-P	M1-580-P	580	Nut and Nipple
M1A-960-P	M1-960-P	960	Yoke
MEDICAL GAS MIXTURES			
M1A-280-P	M1-280-P	280	Nut and Nipple
M1A-280-PH	M1-280-PH	280	Handtight Nut and Nipple
M1A-500-P	M1-500-P	500	Nut and Nipple
M1A-500-PH	M1-500-PH	500	Handtight Nut and Nipple
M1A-880-P	M1-880-P	880	Yoke
M1A-890-P	M1-890-P	890	Yoke
M1A-930-P	M1-930-P	930	Yoke
MEDICAL HELIUM			
M1A-580A-P	M1-580A-P	580	Nut and Nipple
M1A-580A-PH	M1-580A-PH	580	Handtight Nut and Nipple

See full CGA chart on inside back cover.

FEATURES:

- Chrome-plated brass body with all brass high-pressure chamber
- Maximum rated inlet pressure 3000 psi
- Durable neoprene diaphragm
- Internal reseating relief valve protects against over-pressurization
- Sintered filter for additional safety and to extend regulator life
- 2" diameter gauge
- 15 LPM Oxygen models provide 85-90 LPM flood maximum
- 7 LPM models restricted to 10 LPM maximum
- Polycarbonate inner and outer tubes provide greater accuracy and durability
- Includes plastic swivel hose barb (not shown)
- 6 year limited warranty

SINGLE STAGE MODELS

GAS/MODEL	FLOW RANGE	INLET CONNECTION
OXYGEN		
M1-540-8FM	1/2 - 7 LPM	CGA-540 Nut and Nipple
M1-540-8FMH	1/2 - 7 LPM	CGA-540 Handtight Nut and Nipple
M1-870-8FM	1/2 - 7 LPM	CGA-870 Yoke
M1-540-15FM	1/2 - 15 LPM	CGA-540 Nut and Nipple
M1-540-15FMH	1/2 - 15 LPM	CGA-540 Handtight Nut and Nipple
M1-870-15FM	1/2 - 15 LPM	CGA-870 Yoke
MEDICAL AIR		
M1-346-15FM	1 - 15 LPM	CGA-346 Nut and Nipple
M1-346-15FMH	1 - 15 LPM	CGA-346 Handtight Nut and Nipple
M1-950-15FM	1 - 15 LPM	CGA-950 Yoke
CARBON DIOXIDE		
M1-320-12FM	1/2 - 12 LPM	CGA-320 Nut and Nipple
M1-320-12FMH	1/2 - 12 LPM	CGA-320 Handtight Nut and Nipple
M1-940-12FM	1/2 - 12 LPM	CGA-940 Yoke

See full CGA chart on inside back cover

FLOWMETER FEATURES:

- Polycarbonate inner and outer tubes
- Calibrated at 50 psi inlet
- DISS 1240 outlet

REGULATOR FEATURES:

- All-Brass body and high-pressure chamber
- Internal reseating relief valve protects against over-pressurization
- 2" diameter gauge
- Sintered filter for additional safety and extended regulator life
- Durable neoprene diaphragm
- 3000 psi maximum inlet pressure
- DISS 1240 outlet



M1-540-15FM

Single-Stage Preset Flowmeter Regulator with CGA-540 Nut and Nipple Inlet



NMR-870-15FM

Single-Stage Flowmeter Regulator with CGA-870 Yoke

OXYGEN MR CONDITIONAL SLIM-LINE FLOWMETER

MODEL	FLOW RANGE	REGULATOR PRESSURE	INLET
NMR-870-15FM	1/2 - 15 LPM	50 psi preset	CGA-870 Yoke

CLINICAL REGULATORS 0 - 50 PSI DELIVERY RANGE



M1-500-PGB

Single-Stage Clinical Instrument Regulator with CGA-500 Nut and Nipple Inlet



M1-870-PGB

Single-Stage Clinical Instrument Regulator with CGA-870 Yoke Inlet

FEATURES:

- Chrome-plated brass body with all brass high-pressure chamber
- Maximum inlet pressure 3000 psi
- Durable neoprene diaphragm
- Internal reseating relief valve protects against over-pressurization
- Sintered filter for additional safety and to extend regulator life
- 2" diameter gauges
- OUTLET: Needle Valve with 1/8" Hose Barb (all models)
- 6 year limited warranty

PART #	CGA	INLET
M1-280-PGB	280	Nut and Nipple
M1-880-PGB*	880	Yoke
M1-890-PGB*	890	Yoke
M1-320-PGB	320	Nut and Nipple
M1-940-PGB	940	Yoke
M1-326-PGB	326	Nut and Nipple
M1-910-PGB*	910	Yoke
M1-346-PGB	346	Nut and Nipple
M1-950-PGB	950	Yoke
M1-500-PGB	500	Nut and Nipple
M1-930-PGB*	930	Yoke
M1-940-PGB*	940	Yoke
M1-973-PGB*	973	Yoke
M1-540-PGB	540	Nut and Nipple
M1-870-PGB*	870	Yoke
M1-580-PGB	580	Nut and Nipple
M1-930-PGB*	930	Yoke
M1-960-PGB*	960	Yoke

Note: For Handtight Nut add "H" to item number.

Example: M1-280-PGBH

*Handtight option not available

See full CGA chart on inside back cover

FEATURES:

- Chrome-plated brass body with all brass high-pressure chamber
- Maximum inlet pressure 3000 psi
- Durable Neoprene diaphragm
- Sintered filter for additional safety and to extend regulator life
- 2" diameter gauges
- Brass outlet shut-off valve
- External relief valve
- 1/4" male NPT outlet



MSH180346

Single-Stage
High Purity Medical Air Regulator
with CGA-346 Nut and Nipple Inlet

HIGH PURITY MODELS

MODEL	DELIVERY RANGE	MAX RATED FLOW SCFH AIR AT 2000 PSI*	INLET CONNECTION
MSH15XXX	0 - 15 psi	500 SCFH	Nut and Nipple or Yoke
MSH45XXX	0 - 45 psi	650 SCFH	Nut and Nipple or Yoke
MSH80XXX	0 - 80 psi	950 SCFH	Nut and Nipple or Yoke
MSH180XXX	0 - 180 psi	1000 SCFH	Nut and Nipple or Yoke
MSH450XXX	0 - 450 psi	1000 SCFH	Nut and Nipple or Yoke
MSH15XXX	0 - 15 psi	700 SCFH	Nut and Nipple or Yoke
MSH45XXX	0 - 45 psi	1350 SCFH	Nut and Nipple or Yoke
MSH80XXX	0 - 80 psi	2050 SCFH	Nut and Nipple or Yoke
MSH180XXX	0 - 180 psi	2750 SCFH	Nut and Nipple or Yoke
MSH450XXX	0 - 450 psi	2750 SCFH	Nut and Nipple or Yoke

*Maximum rated flow per CGA E-4 1994 at the stated inlet pressure

ORDERING EXAMPLE

Order by replacing X's in model number with desired CGA number from the Gas/ Inlet Connection chart. Example: MSH45XXX converts to MSH45320 for a Carbon Dioxide regulator with a CGA-320 nut and nipple inlet connection.

GAS/INLET CONNECTIONS

NUT & NIPPLE CGA	YOKE CGA	GAS ASSIGNMENT
280	880	Carbon Dioxide and Oxygen mixtures (CO ₂ not over 7.0%)
280	890	Helium and Oxygen mixtures (He not over 80.5%)
280	890	Nitrogen and Oxygen mixtures (O ₂ over 23.5%)
280	890	Xenon and Oxygen (O ₂ over 20%)
320	940	Carbon Dioxide
326	910	Nitrous Oxide
346	950	Medical Air
500	940	Carbon Dioxide and Oxygen mixtures (CO ₂ over 70%)
500	930	Helium and Oxygen mixtures (He not over 80.5%)
500	973	Carbon Dioxide, Oxygen and Nitrogen
500	973	Lung Diffusion Mixtures
500	973	Nonflammable, Noncorrosive Diagnostic and Medically Related Gas Mixtures
540	870	Oxygen
580	960	Nitrogen
580	930	Helium

Not all gases are available in various delivery pressure ranges.

BREATHING MIXTURE AND MEDICAL MIXTURE REGULATORS



FEATURES:

- Chrome-plated brass body with all brass high-pressure chamber
- Maximum inlet pressure 3000 psi
- Durable neoprene diaphragm
- Internal reseating relief valve protects against over-pressurization
- Sintered filter for additional safety and to extend regulator life
- 2" diameter gauges
- 6 year limited warranty



BREATHING MIXTURES AND MEDICAL MIXTURES

SINGLE STAGE ADJUSTABLE REGULATORS 0-100 psi					
CGA		PART #	INLET	DISS OUTLET	OUTLET PART #
BREATHING MIXTURES					
280	CO ₂ & O ₂ (CO ₂ not over 7%)	M1-280-PG	Nut and Nipple	1020	M02-5
880		M1-880-PG	CGA-880 Yoke	1200A	M20-5
890	He & O ₂ (He not over 80.0%)	M1-890-PG	CGA-890 Yoke	1240	M24-5
890	N ₂ & O ₂ (O ₂ over 23.5%)	M1-890-PG	CGA-890 Yoke	1240	M24-5
965	N ₂ O & O ₂ (N ₂ O 47.5 to 52.5%)	M1-965-PG	CGA-965 Yoke	1020	M02-5
890	Xe & O ₂ (O ₂ over 20%)	M1-890-PG	CGA-890 Yoke	1240	M24-5
MEDICAL MIXTURES					
940	CO ₂ & O ₂ mixtures (CO ₂ , over 7%)	M1-940-PG	CGA-940 Yoke	1080A	M08-5
930	He & O ₂ (He over 80%)	M1-930-PG	CGA-930 Yoke	1060A	M06-5
500	CO ₂ & O ₂ & N ₂	M1-500-PG	Nut and Nipple	1020	M02-5
973	LUNG DIFFUSION MIXTURES	M1-973-PG	CGA-973 Yoke	1020	M02-5
BLOOD GAS MIXTURES					
500	Nonflammable, Noncorrosive Gas Mixtures Labeled as Drugs or Medical Devices and not having another connection assignment	M1-500-PG	Nut and Nipple	1020	M02-5
973		M1-973-PG	CGA-973 Yoke	1020	M02-5

MAGNETIC RESONANCE (MR) CONDITIONAL* REGULATORS

FLOWMETER FEATURES:

- Slim-Line Flowmeter assembled with non-magnetic components
- Anodized aluminum body with brass adjustment knob
- Polycarbonate inner and outer tubes
- Calibrated at 50 psi inlet
- DISS 1240 outlet

REGULATOR FEATURES:

- Flowmeter Regulator assembled with non-magnetic components
- Maximum inlet pressure 3000 psi
- Durable neoprene diaphragm
- Internal reseating relief valve protects against over-pressurization
- Sintered filter for additional safety and to extend regulator life
- 2" diameter gauge
- All-Brass body and high-pressure chamber
- DISS 1240 outlet



FMR100
Slim Line-Flowmeter



NMR-870-15FM
Single-Stage Flowmeter Regulator



FLOWMETER MODELS

GAS	MODEL	FLOW RANGE	INLET PRESSURE	INLET CONNECTION
Oxygen	FMR100	1/2 - 15 LPM	50 psi	1/8 - 27 NPT
Oxygen	FMR103	1/2 - 15 LPM	50 psi	CGA - 022 Nut And Nipple

FLOWMETER REGULATOR MODELS

GAS	MODEL	FLOW RANGE	INLET PRESSURE	INLET CONNECTION
Oxygen	NMR-870-15FM	1/2 - 15 LPM	50 psi Preset	CGA - 870 Yoke
Oxygen	NMR-540-15FM	1/2 - 15 LPM	50 psi Preset	CGA - 540 Nut And Nipple

REGULATOR MODELS

GAS	MODEL	FLOW RANGE	DELIVERY PRESSURE	INLET CONNECTION
Oxygen	NMR-870-P		50 psi Preset	CGA - 870 Yoke
Oxygen	NMR-540-P		50 psi Preset	CGA - 540 Nut And Nipple

*The products on this page are MR conditional for use outside the bore of an MR machine under the following conditions: Static magnetic field of 3.0 Tesla or less; Spatial gradient field of 3.3 Tesla/meter or less.

OXYGEN CYLINDERS AND ACCESSORIES

CYLINDER VALVES (3000 PSI) 3/4"-16 UNF-2A

1-1/8"-12 UNF-2A

			
MPV-872 Wrench Valve CGA-870	MPV-872 Wrench Valve with MPV-4027 Seal CGA-870	MPV-872T Toggle Valve CGA-870	QUE-9001 Spigot Valve for M60 & M Aluminum Cylinders CGA-540

Note: The cylinder valves listed are configured with proper relief mechanisms for use at 2015 and 2216 psi. Do not use where cylinder pressure ratings exceed these pressures.

ALUMINUM CYLINDER FEATURES:

- Aluminum cylinders are 40% lighter than steel
- Cylinders are cleaned for medical oxygen service
- Cylinder finish is easy to clean and maintain
- Straight thread design minimizes thread damage and with o-ring provides positive seal

POST VALVE SEALS

MPV-4027	Post Valve Seal (Plastic Clip Dust Cover) see photo above
-----------------	--


Note: See page 40 for more oxygen accessories



	M4 (A)	M6 (B)	M6A (ML6)	M7
Portable Aluminum Cylinders with CGA-870 Post Valves*	9" x 3" • 1.6 lbs. 113 liters • 2216 psi 144/Pallet • 4.0 cu ft	11-3/4" x 3" • 2.2 lbs. 164 liters • 2216 psi 144/Pallet • 5.8 cu ft	7-3/4" x 4-1/2" • 2.7 lbs. 170 liters • 2015 psi 81/Pallet • 6.0 cu ft	9" x 4-1/2" • 3.1 lbs. 198 liters • 2015 psi 81/Pallet • 7.0 cu ft
Wrench Valve CGA-870 Toggle Valve CGA-870	PX-8704 - 1W PX-8704 - 1T	PX-8700 - 1W PX-8700 - 1T	PX-8705 - 1W PX-8705 - 1T	PX-8707 - 1W PX-8707 - 1T

*Weights listed are without valves. Add 1/2 lb for each valve.

LITER METER

	PART #	DESCRIPTION
	MT200	1/2 - 8 LPM Flow Measurement
	MT300	3 - 15 LPM Flow Measurement

CYLINDER WRENCHES

PART #	DESCRIPTION
MCW-2B	Metal Wrench
MCW-2BC	Metal Wrench w/Security Chain
MCW-3P	Plastic Wrench
MCW-3PC	Plastic Wrench w/Security Chain

MCW - 2BC



MCW - 3P



LARGE ALUMINUM CYLINDERS WITH SPIGOT VALVES

M9 (C)	D	E	M60	M
10-1/2" x 4-1/2" • 3.6 lbs. 246 liters • 2015 psi 81/Pallet • 8.7 cu ft	16" x 4-1/2" • 5.1 lbs. 425 liters • 2015 psi 81/Pallet • 15.0 cu ft	25" x 4-1/2" • 7.3 lbs. 679 liters • 2015 psi 81/Pallet • 24.0 cu ft	23-1/2" x 7-1/4" • 22.5 lbs. 1699 liters • 2216 psi 42/Pallet • 60.0 cu ft	36-1/4" x 8" • 40.1 lbs. 3454 liters • 2216 psi 25/Pallet • 122.0 cu ft
PX-8701 - 1W PX-8701 - 1T	PX-8702 - 1W PX-8702 - 1T	PX-8703 - 1W PX-8703 - 1T	PX-5405 - 1 (CGA-540) Spigot Valve	PX-5406 - 1 (CGA-540) Spigot Valve

Size shown not proportionally correct.

CYLINDER BAGS

SHOULDER PACKS

Part #	Description
PX-1011	Black Nylon Bag for C Cylinder
PX-1013	Black Nylon Bag for D Cylinder
PX-1014	Black Nylon Bag for E Cylinder
PX-1048	Vertical Carrying Bag, vented
PX-1059	Vertical Conserver Bag
PX-1010	Horizontal Carrying Bag (duffel style), vented Holds M4 (A), M6 (B), M6A (ML6), and M9 (C) Cylinders



PX-1011
(Bag only)

PX-1013
(Bag only)



PX-1014
(Bag only)



PX-1048



PX-1010

OTHER EQUIPMENT

Part #	
MW-87	Halar Yoke Washer (one time use only)
2544-2	Brass and Viton Yoke Washer
PX-1003	Humidifier Bottle
PX-1850	Dual Lumen Cannula, 5'
PX-1000	Single Lumen Cannula, 7' Call to order a variety of pressure gauges, gauge covers and protectors. See page 50
PX-1002	Adult O ₂ Mask
PX-1004	Pediatric O ₂ Mask
M24-45P	Nut and Nipple to Tapered Barb (green)
M24-45PW	Same as above (white)
M24-45PY	Same as above (yellow)
M00-3	T-Handle
M00-9	T-Handle with 6" grip
MTT-1	1/4" PTFE Tape
MTT-2	1/2" PTFE Tape
MTT-3	Formula 8 PTFE Paste



MW-87
(one time use only)



2544-2



PX-1002



M24-45P

M24-45PW



PX-1003



PX-1850



M00-3



M00-9



MTT-1



MTT-2



MTT-3

CYLINDER CARTS

CYLINDER CARTS

Part #	Cylinder	Capacity	Width (in.)	Depth (in.)	Height (in.)
PX-1020	D or E	1	12.5	12	44
PX-1060	D or E	1	12.5	12	44
HCC5-M	D or E	2	14	14	42
HCC1-M	M60 or M	1	13	12	39
HCC2-M	M60, M or H	1	18	16	47
HCC3-M	M60, M or H	1	15	20	35
MCC1	D or E	12	22	20	42
MCC2	D or E	28	20	30	42



PX-1020



HCC5-M



HCC1-M



HCC2-M



HCC3-M




MCC1




MCC2

CYLINDER RACKS AND STANDS

Part #	Cylinder	Capacity	Width (in.)	Depth (in.)	Height (in.)
PX-1025	C,D or E	6	16	10.5	7.25
PX-1027	C,D or E	12	20.5	15.8	7
PX-1029	M6 (B)	12	17	12.5	9.25
PX-1034	D or E	40	40	25	20
PX-1041	D or E	24	30	20	20
MCS	C,D or E	1	9.4	9.4	4
HCS2-M	M60, M or H	1	19	18.25	11
HCS3-M	M60 or M	1	19	18.25	11



PX-1025



PX-1027



PX-1029



PX-1034



PX-1041



MCS



HCS2-M

OXYGEN FLOWMETERS

FLOWMETER FEATURES:

- Full line of inlet connections
- Optional Power Take-Off units provide 50 psi additional outlet pressure
- Polycarbonate inner and outer tubes provide greater durability
- Calibrated at 50 psi inlet
- Double units for multi-patient use
- DISS 1240 outlet
- 6 year limited warranty

OPTIONS:

- Order 2052 for safety chain assembly.
- For Dual Flowmeters with Power Take-Off, add "PT" to part number; available for FME4XX series only. Example: *FMEPT403







FME101
Chrome-plated
Brass Body
Flowmeter

FMA101
Aluminum Body
Flowmeter

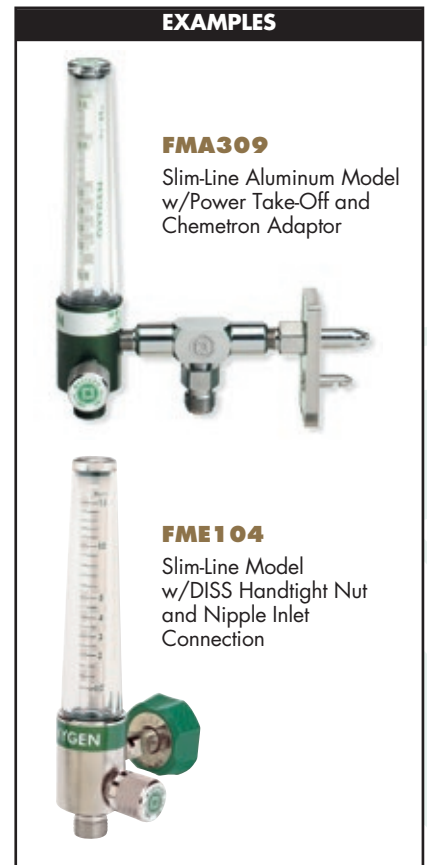
FM – Brass Body
FME – Brass Body – Slim Line
FMA – Aluminum Body – Slim Line

INLET	FLOWMETERS WITH FITTING
Flowmeter with Standard Inlet (1/8 NPT Female)	<p>FM101 1/2–15 LPM FME101 1/2–15 LPM FMA101 1/2–15 LPM</p> <p>FM201 1/2–7 LPM FME201 1/2–7 LPM FMA201 1/2–7 LPM</p> <p>FM301 1/2–15 LPM w/Power Take-Off FME301 1/2–15 LPM w/Power Take-Off FMA301 1/2–15 LPM w/Power Take-Off</p> <p>FM401 1/2–15 LPM Dual Flowmeter FME401* 1/2–15 LPM Dual Flowmeter FMA401 1/2–15 LPM Dual Flowmeter</p>
1/4 NPT Male	<p>FM102 1/2–15 LPM FME102 1/2–15 LPM FMA102 1/2–15 LPM</p> <p>FM202 1/2–7 LPM FME202 1/2–7 LPM FMA202 1/2–7 LPM</p> <p>FM302 1/2–15 LPM w/Power Take-Off FME302 1/2–15 LPM w/Power Take-Off FMA302 1/2–15 LPM w/Power Take-Off</p> <p>FM402 1/2–15 LPM Dual Flowmeter FME402* 1/2–15 LPM Dual Flowmeter FMA402 1/2–15 LPM Dual Flowmeter</p>
DISS Hex Nut and Nipple	<p>FM103 1/2–15 LPM FME103 1/2–15 LPM FMA103 1/2–15 LPM</p> <p>FM203 1/2–7 LPM FME203 1/2–7 LPM FMA203 1/2–7 LPM</p> <p>FM303 1/2–15 LPM w/Power Take-Off FME303 1/2–15 LPM w/Power Take-Off FMA303 1/2–15 LPM w/Power Take-Off</p> <p>FM403 1/2–15 LPM Dual Flowmeter FME403* 1/2–15 LPM Dual Flowmeter FMA403 1/2–15 LPM Dual Flowmeter</p>
DISS Handtight Nut and Nipple*	<p>FM104 1/2–15 LPM FME104 1/2–15 LPM FMA104 1/2–15 LPM</p> <p>FM204 1/2–7 LPM FME204 1/2–7 LPM FMA204 1/2–7 LPM</p> <p>FM304 1/2–15 LPM w/Power Take-Off FME304 1/2–15 LPM w/Power Take-Off FMA304 1/2–15 LPM w/Power Take-Off</p> <p>FM404 1/2–15 LPM Dual Flowmeter FME404* 1/2–15 LPM Dual Flowmeter FMA404 1/2–15 LPM Dual Flowmeter</p>

*Canadian color-coding available on most models, add "C" to part number. Example FMA104C

FLOWMETERS WITH FITTING	INLET
FM106 1/2–15 LPM FME106 1/2–15 LPM FMA106 1/2–15 LPM FM206 1/2–7 LPM FME206 1/2–7 LPM FMA206 1/2–7 LPM FM306 1/2–15 LPM w/Power Take-Off FME306 1/2–15 LPM w/Power Take-Off FMA306 1/2–15 LPM w/Power Take-Off FM406 1/2–15 LPM Dual Flowmeter FME406* 1/2–15 LPM Dual Flowmeter FMA406 1/2–15 LPM Dual Flowmeter	 <p>Oxequip® Adaptor</p>
FM107 1/2–15 LPM FME107 1/2–15 LPM FMA107 1/2–15 LPM FM207 1/2–7 LPM FME207 1/2–7 LPM FMA207 1/2–7 LPM FM307 1/2–15 LPM w/Power Take-Off FME307 1/2–15 LPM w/Power Take-Off FMA307 1/2–15 LPM w/Power Take-Off FM407 1/2–15 LPM Dual Flowmeter FME407* 1/2–15 LPM Dual Flowmeter FMA407 1/2–15 LPM Dual Flowmeter	 <p>Ohmeda® Adaptor*</p>
FM108 1/2–15 LPM FME108 1/2–15 LPM FMA108 1/2–15 LPM FM208 1/2–7 LPM FME208 1/2–7 LPM FMA208 1/2–7 LPM FM308 1/2–15 LPM w/Power Take-Off FME308 1/2–15 LPM w/Power Take-Off FMA308 1/2–15 LPM w/Power Take-Off FM408 1/2–15 LPM Dual Flowmeter FME408* 1/2–15 LPM Dual Flowmeter FMA408 1/2–15 LPM Dual Flowmeter	 <p>Puritan® Adaptor</p>
FM109 1/2–15 LPM FME109 1/2–15 LPM FMA109 1/2–15 LPM FM209 1/2–7 LPM FME209 1/2–7 LPM FMA209 1/2–7 LPM FM309 1/2–15 LPM w/Power Take-Off FME309 1/2–15 LPM w/Power Take-Off FMA309 1/2–15 LPM w/Power Take-Off FM409 1/2–15 LPM Dual Flowmeter FME409* 1/2–15 LPM Dual Flowmeter FMA409 1/2–15 LPM Dual Flowmeter	 <p>Chemetron® Adaptor*</p>

*Canadian color-coding available on most models, add "C" to part number. Example FME109C



FLOWMETERS – MEDICAL AIR, CARBON DIOXIDE, HELIOX

FLOWMETER FEATURES:








- Full line of inlet connections
- Optional Power Take-Off (PTO) units provide 50 psi additional outlet pressure
- Polycarbonate inner and outer tubes provide greater durability
- Calibrated at 50 psi inlet
- Double units for multi-patient use
- 6 year limited warranty

OPTIONS:






- Order 2052 for safety chain assembly.



FM – Brass Body
FME – Brass Body – Slim Line
FMA – Aluminum Body – Slim Line

INLET	FLOWMETERS WITH FITTING	
	MEDICAL AIR 1-15 LPM	CARBON DIOXIDE 1/2-12 LPM
Flowmeter Without Fitting Standard Inlet 1/8 NPT Female	FM601 FME601 FMA601 FM701 w/PTO FME701 w/PTO FMA701 w/PTO	FM801 FME801
 1/4 NPT Male	FM602 FME602 FMA602 FM702 w/PTO FME702 w/PTO FMA702 w/PTO	FM802 FME802
 DISS Hex Nut and Nipple	FM603 FME603 FMA603 FM703 w/PTO FME703 w/PTO FMA703 w/PTO	FM803 FME803
 DISS Handtight Nut and Nipple*	FM604 FME604 FMA604 FM704 w/PTO FME704 w/PTO FMA704 w/PTO	NA
 Oxequip® Adaptor	FM606 FME606 FMA606 FM706 w/PTO FME706 w/PTO FMA706 w/PTO	NA
 Ohmeda® Adaptor*	FM607 FME607 FMA607 FM707 w/PTO FME707 w/PTO FMA707 w/PTO	NA
 Puritan® Adaptor	FM608 FME608 FMA608 FM708 w/PTO FME708 w/PTO FMA708 w/PTO	NA
 Chemetron® Adaptor*	FM609 FME609 FMA609 FM709 w/PTO FME709 w/PTO FMA709 w/PTO	NA

*Canadian color-coding available on most models, add "C" to part number. Example FME604C

FLOWMETERS WITH FITTING 0.1-1 LPM	INLET
FM1001	Flowmeter Only (With 1/8 NPT Female)
FM1002	 1/4 NPT Male
FM1003	 DISS Hex Nut and Nipple
FM1004	 DISS Handtight Nut and Nipple*
FM1006	 Oxequip® Adaptor
FM1007	 Ohmeda® Adaptor*
FM1008	 Puritan® Adaptor
FM1009	 Chemetron® Adaptor*

FM STYLE FLOWMETER FEATURES:

- Glass inner & outer tubes
- Full line of inlet connections
- Calibrated at 50 psi
- DISS 1240 outlet
- 6 year limited warranty



FM1001

*Canadian color-coding available on most models, add "C" to part number. Example FM1006C

QUICK-CLICK™ OXYGEN FLOWMETERS

Western's QuickClick™ click-style oxygen flowmeters provide confidence with every connection. That's because there is no flow tube to adjust. Just mount the meter in the wall and "click-in" your precise metered flow.

FLOWMETER FEATURES:

- Calibrated to 50 psi inlet
- Optional Power Take-Off units provide 50 psi additional outlet pressure
- Dual units for multi-patient use from one wall outlet
- DISS 1240 outlet
- 2 year limited warranty

OPTIONS:

- Order 2052 for safety chain assembly.



CFM101-08



CFM104-08



CFM407-25

*Canadian color-coding available on most models, add "C" to part number. Example: CFM104-08C

INLET	PART #	LPM	OPTIONS
Flowmeter (With 1/8" NPT Female)	CFM101-08 CFM101-15 CFM101-25 CFM301-08 CFM301-15 CFM301-25 CFM401-08 CFM401-15 CFM401-25	1/2-8 LPM 1/2-15 LPM 1/2-25 LPM 1/2-8 LPM 1/2-15 LPM 1/2-25 LPM 1/2-8 LPM 1/2-15 LPM 1/2-25 LPM	w/Power Take-Off w/Power Take-Off w/Power Take-Off Dual Flowmeter Dual Flowmeter Dual Flowmeter
1/4" NPT Male	CFM102-08 CFM102-15 CFM102-25 CFM302-08 CFM302-15 CFM302-25 CFM402-08 CFM402-15 CFM402-25	1/2-8 LPM 1/2-15 LPM 1/2-25 LPM 1/2-8 LPM 1/2-15 LPM 1/2-25 LPM 1/2-8 LPM 1/2-15 LPM 1/2-25 LPM	w/Power Take-Off w/Power Take-Off w/Power Take-Off Dual Flowmeter Dual Flowmeter Dual Flowmeter
DISS Hex Nut and Nipple	CFM103-08 CFM103-15 CFM103-25 CFM303-08 CFM303-15 CFM303-25 CFM403-08 CFM403-15 CFM403-25	1/2-8 LPM 1/2-15 LPM 1/2-25 LPM 1/2-8 LPM 1/2-15 LPM 1/2-25 LPM 1/2-8 LPM 1/2-15 LPM 1/2-25 LPM	w/Power Take-Off w/Power Take-Off w/Power Take-Off Dual Flowmeter Dual Flowmeter Dual Flowmeter
DISS Handtight Nut and Nipple*	CFM104-08 CFM104-15 CFM104-25 CFM304-08 CFM304-15 CFM304-25 CFM404-08 CFM404-15 CFM404-25	1/2-8 LPM 1/2-15 LPM 1/2-25 LPM 1/2-8 LPM 1/2-15 LPM 1/2-25 LPM 1/2-8 LPM 1/2-15 LPM 1/2-25 LPM	w/Power Take-Off w/Power Take-Off w/Power Take-Off Dual Flowmeter Dual Flowmeter Dual Flowmeter
Oxequip® Adaptor	CFM106-08 CFM106-15 CFM106-25 CFM306-08 CFM306-15 CFM306-25 CFM406-08 CFM406-15 CFM406-25	1/2-8 LPM 1/2-15 LPM 1/2-25 LPM 1/2-8 LPM 1/2-15 LPM 1/2-25 LPM 1/2-8 LPM 1/2-15 LPM 1/2-25 LPM	w/Power Take-Off w/Power Take-Off w/Power Take-Off Dual Flowmeter Dual Flowmeter Dual Flowmeter
Ohmeda® Adaptor*	CFM107-08 CFM107-15 CFM107-25 CFM307-08 CFM307-15 CFM307-25 CFM407-08 CFM407-15 CFM407-25	1/2-8 LPM 1/2-15 LPM 1/2-25 LPM 1/2-8 LPM 1/2-15 LPM 1/2-25 LPM 1/2-8 LPM 1/2-15 LPM 1/2-25 LPM	w/Power Take-Off w/Power Take-Off w/Power Take-Off Dual Flowmeter Dual Flowmeter Dual Flowmeter
Puritan® Adaptor	CFM108-08 CFM108-15 CFM108-25 CFM308-08 CFM308-15 CFM308-25 CFM408-08 CFM408-15 CFM408-25	1/2-8 LPM 1/2-15 LPM 1/2-25 LPM 1/2-8 LPM 1/2-15 LPM 1/2-25 LPM 1/2-8 LPM 1/2-15 LPM 1/2-25 LPM	w/Power Take-Off w/Power Take-Off w/Power Take-Off Dual Flowmeter Dual Flowmeter Dual Flowmeter
Chemetron® Adaptor*	CFM109-08 CFM109-15 CFM109-25 CFM309-08 CFM309-15 CFM309-25 CFM409-08 CFM409-15 CFM409-25	1/2-8 LPM 1/2-15 LPM 1/2-25 LPM 1/2-8 LPM 1/2-15 LPM 1/2-25 LPM 1/2-8 LPM 1/2-15 LPM 1/2-25 LPM	w/Power Take-Off w/Power Take-Off w/Power Take-Off Dual Flowmeter Dual Flowmeter Dual Flowmeter

INLET CONNECTION	TYPE RANGE FLOW		
	Suction 0-200 mmHg 0-80 LPM	Suction Intermittent 0-Full Vacuum 0-200 LPM	Nursery 0-100 mmHg 0-30 LPM
Regulator with Standard Inlet 1/4" NPT Female	SRQ2001	SRQ2101	SRQ2201
 1/8" NPT Male	SRQ2002	SRQ2102	SRQ2202
 DISS Hex Nut and Nipple	SRQ2003	SRQ2103	SRQ2203
 DISS Handtight Nut and Nipple*	SRQ2004 SRQ2004C	SRQ2104 SRQ2104C	SRQ2204 SRQ2204C
 1/4" NPT Male	SRQ2005	SRQ2105	SRQ2205
 Oxequip® Adaptor	SRQ2006	SRQ2106	SRQ2206
 Ohmeda® Adaptor*	SRQ2007 SRQ2007C	SRQ2107 SRQ2107C	SRQ2207 SRQ2207C
 Puritan® Adaptor	SRQ2008	SRQ2108	SRQ2208
 Chemetron® Adaptor*	SRQ2009 SRQ2009C	SRQ2109 SRQ2109C	SRQ2209 SRQ2209C

*Canadian color-coding available on most models, add "C" to part number. Example: SRQ2004C
See page 30 for accessories.

NOTE: DISS Outlet available models. Add "D" to part number. Example: SRQD2001

REGULATOR FEATURES:

- Durable plastic case
- Quick switch for REG/OFF/FULL VACUUM
- Accurate suction control within range
- 2-1/2" diameter gauge
- Easy to use control knob
- Simplified internal mechanical design
- 1 year limited warranty



**SUCTION 0-200 MMHG
0-80 LPM**
SRQ Series
SRQ2000 Suction Regulator



**SUCTION INTERMITTENT
0-FULL VACUUM
0-200 LPM**
SRQ Series
SRQ2100 Suction Regulator w/Intermittent



**NURSERY 0-100 MMHG
0-30 LPM**
SRQ Series
SRQ2200 Suction Regulator

SUCTION REGULATORS AND ACCESSORIES

REGULATOR FEATURES:

- Chrome-plated brass or black anodized aluminum body
- Adjustable - lockable suction limits
- Infinite suction control within locked range
- 2-1/2" diameter gauge
- Clearly labeled for application
- On/Off control
- Simplified internal mechanical design
- Consult Western for information on custom systems, sets, and custom hose assemblies
- 3 year limited warranty



SR SERIES

SR2204 Regulator
w/Chrome-Plated
Brass Body



SRA SERIES

SRA2204 Regulator
w/Anodized
Aluminum Body

SR – Brass Chrome-Plated Regulators
SRA – Black Anodized Aluminum Regulators

INLET CONNECTION	TYPE RANGE FLOW				
	Suction 0-200 mmHg 0-80 LPM	Surgical 0-200 mmHg 0-80 LPM	Suction Full Vac 0-Full Vacuum 0-90 LPM	Tracheal 0-200 mmHg 0-80 LPM	Tracheal Full Vac 0-Full Vacuum 0-90 LPM
 Regulator with Standard Inlet 1/4" NPT Female	SR2101 SRA2101	SR2201 SRA2201	SR2301 SRA2301	SR2401 SRA2401	SR2501 SRA2501
 1/8" NPT Female	SR2102 SRA2102	SR2202 SRA2202	SR2302 SRA2302	SR2402 SRA2402	SR2502 SRA2502
 DISS Hex Nut and Nipple	SR2103 SRA2103	SR2203 SRA2203	SR2303 SRA2303	SR2403 SRA2403	SR2503 SRA2503
 DISS Handtight Nut and Nipple*	SR2104 SRA2104	SR2204 SRA2204	SR2304 SRA2304	SR2404 SRA2404	SR2504 SRA2504
 1/4" NPT Male	SR2105 SRA2105	SR2205 SRA2205	SR2305 SRA2305	SR2405 SRA2405	SR2505 SRA2505
 Oxequip® Adaptor	SR2106 SRA2106	SR2206 SRA2206	SR2306 SRA2306	SR2406 SRA2406	SR2506 SRA2506
 Ohmeda® Adaptor*	SR2107 SRA2107	SR2207 SRA2207	SR2307 SRA2307	SR2407 SRA2407	SR2507 SRA2507
 Puritan® Adaptor	SR2108 SRA2108	SR2208 SRA2208	SR2308 SRA2308	SR2408 SRA2408	SR2508 SRA2508
 Chemetron® Adaptor*	SR2109 SRA2109	SR2209 SRA2209	SR2309 SRA2309	SR2409 SRA2409	SR2509 SRA2509

*Canadian color-coding available on most models, add "C" to part number. Example: SR2014C
Regulators are supplied with DISS 1220 male outlet as standard. For barb outlet add
suffix "B" to part number. Example: SR2304B.

TYPE RANGE FLOW		
Tracheal Side 0-160 mmHg 0-80 LPM	Nursery 0-100 mmHg 0-30 LPM	Gastric 0-200 mmHg 0-3 LPM
SR2601 SRA2601	SR2701 SRA2701	SR2801 SRA2801
SR2602 SRA2602	SR2702 SRA2702	SR2802 SRA2802
SR2603 SRA2603	SR2703 SRA2703	SR2803 SRA2803
SR2604 SRA2604	SR2704 SRA2704	SR2804 SRA2804
SR2605 SRA2605	SR2705 SRA2705	SR2805 SRA2805
SR2606 SRA2606	SR2706 SRA2706	SR2806 SRA2806
SR2607 SRA2607	SR2707 SRA2707	SR2807 SRA2807
SR2608 SRA2608	SR2708 SRA2708	SR2808 SRA2808
SR2609 SRA2609	SR2709 SRA2709	SR2809 SRA2809



SR3501 Remote Safety Interrupter with Monitoring Gauge and DISS 1220 Inlet-Outlet



SR2507 Regulator with **SR3300** Cap and Bottle Assembly









SR3121



R3300

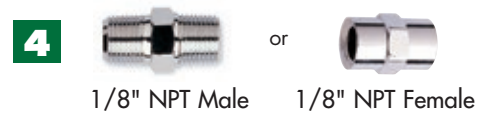

CAP AND BOTTLE ASSEMBLIES		
SR3300	1200 cc	Polycarbonate Bottle and Cap with DISS 1220 Inlet and Hose Tube Outlet
SR3400		Cap Assembly Only with DISS 1220 Inlet and Hose Tube Outlet
VR3010		Wall Bracket for Polycarbonate Bottles
BOTTLES ONLY		
SR3301	1200 cc	Polycarbonate Bottle 6 per Case
FITTINGS AND HOSE ASSEMBLIES		
MA-10		1/8" NPT Female x 1/4" NPT Male
M22-1		DISS Hex Nut
M22-10		DISS Nipple
M22-2PA		DISS 1220 Handtight Nut Nipple x 1/8" NPT Male (White)
MA-2		1/4" NPT Male x 1/4" NPT Male
MQ304		Oxequip® Adaptor
MQ204		Ohmeda® Adaptor (White)
MQ404		Puritan® Adaptor
MQ104		Chemetron® Adaptor (White)
M22-7		1/4" Hose Barb to DISS Male 1220
G4SU-060FHTLMBA	1/4" x 5'	Clear Hose with DISS Female x 90° Male
G4SU-060LFHTMBA	1/4" x 5'	Clear Hose with 90° DISS Female x Male

QUICK CONNECTS - OXYGEN







 <p>Chemetron® Male Adaptor*</p>	<p>MQ101 1/8 NPT Male MQ101-1 1/4 Hose Barb MQ101-2 DISS Male MQ101-3 1/4 NPT Male MQ101-4 1/8 NPT Female MQ101-5 Handtight Nut and Nipple MQ101-6 DISS Nut and Nipple</p>
 <p>Chemetron® Female Adaptor*</p>	<p>OR101 1/8 NPT Female OR101-1 1/4 Hose Barb OR101-2 DISS Male OR101-3 1/4 NPT Male OR101-4 1/8 NPT Male OR101-5 Handtight Nut and Nipple OR101-6 DISS Nut and Nipple</p>
 <p>Ohmeda® Male Adaptor*</p>	<p>MQ201 1/8 NPT Male MQ201-1 1/4 Hose Barb MQ201-2 DISS Male MQ201-3 1/4 NPT Male MQ201-4 1/8 NPT Female MQ201-5 Handtight Nut and Nipple MQ201-6 DISS Nut and Nipple</p>
 <p>Ohmeda® Female Adaptor*</p>	<p>OR201 1/8 NPT Female OR201-1 1/4 Hose Barb OR201-2 DISS Male OR201-3 1/4 NPT Male OR201-4 1/8 NPT Male OR201-5 Handtight Nut and Nipple OR201-6 DISS Nut and Nipple</p>
 <p>Oxequip® Male Adaptor</p>	<p>MQ301 1/8 NPT Male MQ301-1 1/4 Hose Barb MQ301-2 DISS Male MQ301-3 1/4 NPT Male MQ301-4 1/8 NPT Female MQ301-5 Handtight Nut and Nipple MQ301-6 DISS Nut and Nipple</p>
 <p>Puritan® Male Adaptor</p>	<p>MQ401 1/8 NPT Male MQ401-1 1/4 Hose Barb MQ401-2 DISS Male MQ401-3 1/4 NPT Male MQ401-4 1/8 NPT Female MQ401-5 Handtight Nut and Nipple MQ401-6 DISS Nut and Nipple</p>

50 psi Nominal Working Pressure

*Canadian color-coding available on most models. Add "C" to part number. Example: MQ101-5C













 Chemetron® Male Style*	<p>MQ102 1/8 NPT Male MQ102-1 1/4 Hose Barb MQ102-2 DISS Male MQ102-3 1/4 NPT Male MQ102-4 1/8 NPT Female MQ102-5 Handtight Nut and Nipple MQ102-6 DISS Nut and Nipple</p>
 Chemetron® Female Style*	<p>OR102 1/8 NPT Female OR102-1 1/4 Hose Barb OR102-2 DISS Male OR102-3 1/4 NPT Male OR102-4 1/8 NPT Male OR102-5 Handtight Nut and Nipple OR102-6 DISS Nut and Nipple</p>
 Ohmeda® Male Style*	<p>MQ202 1/8 NPT Male MQ202-1 1/4 Hose Barb MQ202-2 DISS Male MQ202-3 1/4 NPT Male MQ202-4 1/8 NPT Female MQ202-5 Handtight Nut and Nipple MQ202-6 DISS Nut and Nipple</p>
 Ohmeda® Female Style*	<p>OR202 1/8 NPT Female OR202-1 1/4 Hose Barb OR202-2 DISS Male OR202-3 1/4 NPT Male OR202-4 1/8 NPT Male OR202-5 Handtight Nut and Nipple OR202-6 DISS Nut and Nipple</p>
 Oxequip® Male Style	<p>MQ302 1/8 NPT Male MQ302-1 1/4 Hose Barb MQ302-2 DISS Male MQ302-3 1/4 NPT Male MQ302-4 1/8 NPT Female MQ302-5 Handtight Nut and Nipple MQ302-6 DISS Nut and Nipple</p>
 Puritan® Male Style	<p>MQ402 1/8 NPT Male MQ402-1 1/4 Hose Barb MQ402-2 DISS Male MQ402-3 1/4 NPT Male MQ402-4 1/8 NPT Female MQ402-5 Handtight Nut and Nipple MQ402-6 DISS Nut and Nipple</p>

50 psi Nominal Working Pressure

*Canadian color-coding available on most models. Add "C" to part number. Example: MQ102-5C


QUICK CONNECTS – NITROUS OXIDE







 <p>Chemetron® Male Style*</p>	<p>MQ103 1/8 NPT Male MQ103-1 1/4 Hose Barb MQ103-2 DISS Male MQ103-3 1/4 NPT Male MQ103-4 1/8 NPT Female MQ103-5 Handtight Nut and Nipple MQ103-6 DISS Nut and Nipple</p>
 <p>Chemetron® Female Style*</p>	<p>OR103 1/8 NPT Female OR103-1 1/4 Hose Barb OR103-2 DISS Male OR103-3 1/4 NPT Male OR103-4 1/8 NPT Male OR103-5 Handtight Nut and Nipple OR103-6 DISS Nut and Nipple</p>
 <p>Ohmeda® Male Style*</p>	<p>MQ203 1/8 NPT Male MQ203-1 1/4 Hose Barb MQ203-2 DISS Male MQ203-3 1/4 NPT Male MQ203-4 1/8 NPT Female MQ203-5 Handtight Nut and Nipple MQ203-6 DISS Nut and Nipple</p>
 <p>Ohmeda® Female Style*</p>	<p>OR203 1/8 NPT Female OR203-1 1/4 Hose Barb OR203-2 DISS Male OR203-3 1/4 NPT Male OR203-4 1/8 NPT Male OR203-5 Handtight Nut and Nipple OR203-6 DISS Nut and Nipple</p>
 <p>Oxequip® Male Style</p>	<p>MQ303 1/8 NPT Male MQ303-1 1/4 Hose Barb MQ303-2 DISS Male MQ303-3 1/4 NPT Male MQ303-4 1/8 NPT Female MQ303-5 Handtight Nut and Nipple MQ303-6 DISS Nut and Nipple</p>
 <p>Puritan® Male Style</p>	<p>MQ403 1/8 NPT Male MQ403-1 1/4 Hose Barb MQ403-2 DISS Male MQ403-3 1/4 NPT Male MQ403-4 1/8 NPT Female MQ403-5 Handtight Nut and Nipple MQ403-6 DISS Nut and Nipple</p>



50 psi Nominal Working Pressure

*Canadian color-coding available on most models. Add "C" to part number. Example: MQ103-5C













 Chemetron® Male Style*	<p>MQ104 1/8 NPT Male MQ104-1 1/4 Hose Barb MQ104-2 DISS Male MQ104-3 1/4 NPT Male MQ104-4 1/8 NPT Female MQ104-5 Handtight Nut and Nipple MQ104-6 DISS Nut and Nipple</p>
 Chemetron® Female Style*	<p>OR104 1/8 NPT Female OR104-1 1/4 Hose Barb OR104-2 DISS Male OR104-3 1/4 NPT Male OR104-4 1/8 NPT Male OR104-5 Handtight Nut and Nipple OR104-6 DISS Nut and Nipple</p>
 Ohmeda® Male Style*	<p>MQ204 1/8 NPT Male MQ204-1 1/4 Hose Barb MQ204-2 DISS Male MQ204-3 1/4 NPT Male MQ204-4 1/8 NPT Female MQ204-5 Handtight Nut and Nipple MQ204-6 DISS Nut and Nipple</p>
 Ohmeda® Female Style*	<p>OR204 1/8 NPT Female OR204-1 1/4 Hose Barb OR204-2 DISS Male OR204-3 1/4 NPT Male OR204-4 1/8 NPT Male OR204-5 Handtight Nut and Nipple OR204-6 DISS Nut and Nipple</p>
 Oxequip® Male Style	<p>MQ304 1/8 NPT Male MQ304-1 1/4 Hose Barb MQ304-2 DISS Male MQ304-3 1/4 NPT Male MQ304-4 1/8 NPT Female MQ304-5 Handtight Nut and Nipple MQ304-6 DISS Nut and Nipple</p>
 Puritan® Male Style	<p>MQ404 1/8 NPT Male MQ404-1 1/4 Hose Barb MQ404-2 DISS Male MQ404-3 1/4 NPT Male MQ404-4 1/8 NPT Female MQ404-5 Handtight Nut and Nipple MQ404-6 DISS Nut and Nipple</p>

50 psi Nominal Working Pressure

*Canadian color-coding available on most models. Add "C" to part number. Example: MQ104-5C

OXYGEN DISS NUTS, NIPPLES & BODY ADAPTORS










DISS 1240 200 psi Max.					
NUTS (9/16-18 Thread)		NIPPLES (DISS 1240)		BODY ADAPTORS (DISS 1240)	
M24-1	1 1/16" Hex	M24-8HN	1/4" Hose Barb 2" w/O-Ring	M24-4	1/8" NPT Male
M24-2	Knurled Handtight	M24-10	1/8" NPT Male x 1-1/2" w/Wrench Flats	M24-5	1/4" NPT Male
M24-2P	Handtight w/Green Collar	M24-11	1/8" NPT Male x 1-1/2" w/Wrench Flats and O-Ring	M24-6	1/8" NPT Female
M24-2PA	Handtight Nut Ass'y 1/8" NPT Green	M24-12	Tapered 3/16" to 3/8" Hose Barb	M24-7	1/4" NPT Female
M24-2PH	Hex Handtight w/Green Collar	M24-13	Tapered 3/16" to 3/8" Hose Barb w/O-Ring	M24-8	1/4" Hose Barb
M24-2PW	Handtight Canada w/White Collar	M24-14	1/4" Hose Barb	M24-9	3/16" Hose Barb
M24-3	Wing Nut	M24-15	1/4" Hose Barb w/O-Ring		
M24-33	DISS 1240F x 1/4" NPT Male	M24-16	3/16" Hose Barb		
		M24-17	3/16" Hose Barb w/O-Ring		
		M24-18	O-Ring Replacement		
		M24-41	1/8" NPT Male x 1" Broached for Allen Wrench		
		M24-42	1/8" NPT Male x 1" Broached w/O-Ring		
		M00-6	Retaining Ring		
		M00-8	Retaining Ring Tool		

			M24-5	
M24-2	M24-1		M24-7	
			M24-8	
M24-2P	M24-2PA			




Important: 1. Hose used on straight barbed hose fittings should be secured with crimp-style hose ferrules or proper clamps
 2. Nipples with O-Ring should be used when using Handtight nuts to insure proper seal.

OXYGEN DISS SPECIAL ADAPTORS




DISS 1240 9/16" Thread	200 psi Max.				
90°	STRAIGHT	MISCELLANEOUS			
M24-27	Female to Male	M24-32	Female to 1/8" NPT Male	M24-24	Female to 1/4" Hose Barb
M24-28	Female to 1/8" NPT Male	M24-33	Female to 1/4" NPT Male	M24-25	Female to Female
M24-29	Female to 1/4" NPT Male	M24-34	Female to 1/8" NPT Female	M24-26	Male to Male
M24-30	Female to 1/8" NPT Female	M24-35	Female to 1/4" NPT Female	M24-46	Female to Tapered Hose Barb w/Chain and Hook
M24-31	Female to 1/4" NPT Female	M24-36	Female to 1/8" NPT Male 2-1/2"	M24-47	Female Handtight to Tapered
M24-38	Male to DISS Male	M24-37	Female to 1/4" NPT Female 2-1/2"		
M24-39	Male to 1/4" NPT Male				
M24-43	Male to Female, with 1-3/4" Nipple Extension				

	M24-27		M24-36		M24-25
	M24-29		M24-33		M24-26
	M24-39		M24-35		M24-24


OXYGEN DUST CAPS, GAS TIGHT CAPS, SWIVEL CONNECTIONS

DISS 1240 9/16-18 UNF Thread 200 psi Max.			
DUST CAPS (NOT FOR GAS SEAL)	GAS TIGHT CAPS	PLASTIC SWIVEL CONNECTORS	
<p>M24-48H Black Cap w/Chain and Ring</p> <p>M24-48S Black Cap w/Chain and Eyelet</p> <div style="text-align: center;">  <p>M24-48H</p> </div>	<p>M24-20 Chrome Cap w/Chain and Ring</p> <div style="text-align: center;">  <p>M24-20</p> </div>	<p>M24-45P Nut and Nipple to Tapered Barb (Green)</p> <p>M24-45PW Nut and Nipple to Tapered Barb (White)</p> <p>M24-45PY Nut and Nipple to Tapered Barb (Yellow)</p> <div style="text-align: center;">  <p>M24-45P</p> <p>M24-45PW</p> </div>	







OXYGEN Y-CONNECTORS

DISS 1240 9/16-18 UNF Thread 200 psi Max.			
<p>MY-1 DISS Female Inlet to Male DISS Outlet</p> <div style="text-align: center;">  <p>MY-1</p> </div>	<p>MY-2S Female DISS Inlet to Male DISS with Shut-off Valves</p> <div style="text-align: center;">  <p>MY-2S</p> </div>	<p>MY-7 Female DISS Inlet to 1/4" NPT Female Outlets</p> <div style="text-align: center;">  <p>MY-7</p> </div>	



ANODIZED ALUMINUM MULTIPLE PORT BLOCK (oxygen only) Three 1/4 NPT Outlets 200 psi Max.			
<p>M24-80-1 1/8 NPT Inlet in 1/4 NPT Outlets (3 Outlets)</p>	<p>M24-80-2 Slide Plate (fits into wall mount bracket)</p>	<p>M24-80-3 Wall Mount Bracket</p>	<p>Block Part # M24-80-1 can be provided with 3 DISS demand valve outlets. Block is standard 1/8 NPT female inlet.</p> <p>Other available inlets with 3 DISS 1240 outlets:</p> <p>M24-80 1/8 NPT</p> <p>M24-84 DISS Nut & Nipple</p>
 <p>M24-80-1</p>	 <p>M24-80-2</p>	 <p>M24-80-3</p>	

ANODIZED ALUMINUM MULTIPLE PORT BLOCK (oxygen only) Two 1/4 NPT Outlets 200 psi Max.	
 <p>M00-70</p>	<p>Anodized Aluminum 200 psi</p> <p>M00-70 1/8" NPT Female Inlet to 1/4" NPT Female Outlets</p> <p>M00-71 1/4" NPT Female Inlet to 1/4" NPT Female Outlets</p>

OXYGEN DEMAND, CHECK & REVERSE FLOW VALVES

OXYGEN DISS 1240 9/16" Thread 200 psi Max		
DEMAND VALVES	CHECK VALVES	REVERSE FLOW VALVES
500 SCFH Flow @ 50 psi	50 psi	1000 SCFH flow @ 50 psi
M24-40 1/8" NPT Male to DISS M24-50 1/4" NPT Male to DISS  M24-50	M24-4CV 1/8" NPT Male 50 psi M24-5CV 1/4" NPT Male 50 psi MCV-3 Flow into 1/4 NPT Male Inlet to 9/16-18 Male Outlet  M24-5CV	MCV-1 Flow into 9/16-18 Male Inlet to Female Outlet MCV-2 Flow into 9/16-18 Male inlet to Male Outlet  MCV-1  MCV-2  MCV-3
Adaptors		
MD-1 1/8" NPT Male to 1/8" NPT Female MD-2 1/4" NPT Male to 1/8" NPT Female MD-3 1/4" NPT Male to 1/4" NPT Female  MD-3		Important: Must be used with demand valve when plunger hole depth is not sufficient to clear forward travel of plunger when connection is made. Always check for full flow after installation.

OXYGEN SHUT-OFF VALVES

DISS 1240 9/16-18 Thread 200 psi Max.	
PTFE (Kel-f) Tip & PTFE Packing	
MV-1S 9/16-18 Female Inlet to 9/16-18 Male Outlet MV-2S 1/4" NPT Male Inlet to 9/16-18 Male Outlet MV-3S 9/16-18 Male Inlet to 1/4" NPT Male Outlet MV-5S 9/16-18 Male Inlet to 9/16-18 Male Outlet	 MV-1S  MV-3S

Demand Valves

Gas is checked w/out connection being made. Flow occurs when proper connection is made.




Check Valves

Gas flows into and through the DISS portion of the fitting and is checked in the opposite direction. Does not operate as a demand valve.

Reverse Check Valves




For inline gas flow. Prevents backflow of gases.

OXYGEN GAUGES & ORIFICE REPLACEMENT

PRESSURE and FLOW				1/4" NPT AND 1/8" NPT		WHITE FACE with GREEN NUMBERS			
									
MG-C2				MG-C63		MG-C23			
BOTTOM PORT						BACK PORT			
MG-C1	4000 psi	1-1/2" OD	1/8" NPT	Chrome	MG-C6*	15 LPM	1-1/2" OD	1/8" NPT	Chrome
MG-C2	4000 psi	2" OD	1/4" NPT	Chrome	MG-C23	4000 psi	1-1/2" OD	1/8" NPT	Chrome
MG-C3	100 psi	1-1/2" OD	1/8" NPT	Chrome	MG-C33*	8 LPM	1-1/2" OD	1/8" NPT	Chrome
MG-C4	100 psi	2" OD	1/4" NPT	Chrome	MG-C35	4000 psi	1-1/2" OD	1/8" NPT	Chrome
MG-C5	15 LPM*	1-1/2" OD	1/8" NPT	Chrome	MG-C67*	1 LPM	1-1/2" OD	1/8" NPT	Chrome
MG-C7	15 LPM*	2" OD	1/4" NPT	Chrome	MG-C75	3000 psi	1-1/2" OD	1/8" NPT	Chrome
MG-C8	5 LPM*	2" OD	1/4" NPT	Chrome	MJ-C1	3000 psi	1-1/2" OD	1/8" NPT	Stainless
MG-C31	8 LPM*	2" OD	1/4" NPT	Chrome	MJ-C1P	Above Gauge with Protector			
MG-C32	8 LPM*	2" OD	1/8" NPT	Chrome	MJ-C2	4000 psi	1-1/2" OD	1/8" NPT	Stainless
MG-C34	4000 psi	2" OD	1/4" NPT	Chrome					
MG-C63	1-8 LPM*	2" OD	1/4" NPT	Chrome					
MG-C68	1/2 LPM*	2" OD	1/4" NPT	Chrome					

OXYGEN REGULATOR REPLACEMENT OUTLET ORIFICE BUSHINGS

For use on Western Flow Gauge Regulators Only

STRAIGHT DISS			90° BARB		STRAIGHT BARB	
10-NPD3	1/2 LPM	1/4 NPT Male	1404-4B	5 LPM 26mm 3/16" Barb to 1/8 NPT Male	10-NSP-2	5 LPM 26mm 3/16" Barb to 1/8 NPT Male
10-NPD	1 LPM	1/4 NPT Male	1404-4A	8 LPM #80 3/16" Barb to 1/8 NPT Male	10-N77-2	15 LPM #77 3/16" to 1/8 NPT Male
1422A-5	5 LPM 26mm	1/8 NPT Male	1404-4C	15 LPM #77 3/16" Barb to 1/8 NPT Male		
10-NSP	5 LPM 26mm	1/4 NPT Male				
1422A	8 LPM #80	1/8 NPT Male				
10-N80	8 LPM #80	1/4 NPT Male				
1422A-15	15 LPM #77	1/8 NPT Male				
10-N77	15 LPM #77	1/4 NPT Male				
	10-NPD			10-NSP-1		10-N80-2

*Note: Above orifice configurations match the designated gauge and are required to insure proper performance. When ordering oxygen LPM flow gauges to be used on corresponding Western regulators, the following orifice outlet bushings are required. Choose the proper configuration per chart above.

15 LPM	8 LPM	5 LPM	1 LPM	1/2 LPM
1422A-15	1422A	1422A-5	10-NPD	10-NPD3
10-N77	10-N80	10-NSP		
1404-4C	1404-4A	1404-4B		
10-N77-2		10-NSP-2		

OXYGEN HIGH PRESSURE FITTINGS AND PIGTAILS

CYLINDER CONNECTIONS 3000 psi max	
NUTS	CGA-540
M54-1	Oxygen Cylinder Nut
M54-10	Handtight Nut (Brass)
M54-10P	Handtight Nut w/ Plastic Grip



NIPPLES CGA-540	
M54-2	1/4" NPT Male x 2"
M54-3	1/4" NPT Male x 2" w/Filter
M54-4	1/4" NPT Male x 2-1/2"
M54-5	1/4" NPT Male x 2-1/2" w/Filter
M54-5CV	1/4" NPT Male x 2-1/2" Check and Filter
M54-6	1/4" NPT Male x 3"
M54-7	1/4" NPT Male x 3" w/Filter
M54-11	1/4" NPT Male x 2-1/2" w/Soft Tip
M54-11S	1/4" NPT Male x 2-1/2" w/Soft Tip and Filter
M54-12	Soft Tip Replacement
M54-13	1/4" NPT Male x 4-1/2"



COUPLER TEES	
w/Cylinder Valve Outlets 3000 psi Max	
M54-16	CGA-540 w/Female Inlet to 2 Male Outlets
M54-17	CGA-540 w/Female Inlet Check Valve to 2 Male Outlets



PLUG & CHAIN ASSEMBLY	
Provides gas tight seal 3000 psi Max.	
M54-22	CGA-540



HIGH PRESSURE PIGTAILS	
CGA-540	3000 psi Max 27" Tubing Length
M54-18	Rigid Tube Chrome-Plated and Plated Fittings
M54-19	w/Check Valve



HIGH PRESSURE FLEXIBLE HOSE	
ANSI Type 304 Stainless Steel Braid	
PTFE Inner Core	
3000 psi Max Operating Pressure	
12,000 psi Burst Pressure	
MPF-540	w/CGA-540 Nut and Nipple Both Ends
MPF-540HT	w/CGA-540 Handtight Nuts Both Ends



Note: Flexible pigtails available in standard lengths 18", 24", 36", & 48". Specify length with Model Number (Example: (MPF-540-18). For check valve add "CV" to model number (Example: MPF-540CV-24).

Custom lengths available on request. (Example: MPF-540-72)

OXYGEN PIN INDEX YOKES & POST VALVES/SPIGOT VALVES 3000 PSI MAX


CGA-540 Male Outlet	1/4 NPT Male Outlet	1/2 NPT Male Outlet
 M87-1	 M87-4	 M87-8

OXYGEN YOKES CGA-870 See Page 47 For Yoke Replacement Parts	
PART #	OUTLET
M87-1	CGA-540 Male Thread
M87-1H	CGA-540 Handtight Male Thread
M87-4	1/4 NPT Male
M87-4CV	1/4 NPT Male w/Check Valve
M87-4S	1/4 NPT Male w/Swivel
M87-4H	1/4 NPT Male w/Handtight Yoke
M87-8	1/2 NPT Male
M87-5	Swivel Assembly For Compact Regulators
M87-8H	1/2 NPT Male w/Handtight Yoke

OXYGEN POST & SPIGOT VALVES

3/4"-16 UNF-2A

1-1/8"-12 UNF-2A


			
MPV-872 Wrench Valve CGA-870	MPV-872 Wrench Valve with MPV-4027 Seal CGA-870	MPV-872T Toggle Valve CGA-870	QUE-9001 Spigot Valve for M60 & M Aluminum Cylinders CGA-540

Note: The cylinder valves listed are configured with proper relief mechanisms for use at 2015 and 2216 psi. Do not use where cylinder pressure ratings exceed these pressures.

















POST VALVE SEALS

MPV-4027	Post Valve Seal (Plastic Clip Dust Cover) See Photo Above
-----------------	---

TEST GAUGE OXYGEN






















For Testing Cylinder Contents 3000 psi Max	
MGT-540	Oxygen CGA-540, RH Female Handtight Nut
	

DISS NUTS, NIPPLES AND BODY ADAPTORS

NUTS		NIPPLES		BODY ADAPTORS	
MEDICAL AIR DISS 1160A 3/4-16 Thread 200 psi Maximum					
M16-1	7/8" Hex	M16-8	1/8" NPT Male w/Wrench Flats	M16-4	1/8" NPT Male
M16-2	Handtight (Brass)	M16-9	1/8" NPT Male w/Wrench Flats and O-Ring	M16-5	1/4" NPT Male
M16-2P	Handtight/Yellow Collar	M16-10	1/4" NPT Male w/Wrench Flats	M16-6	1/8" NPT Female
M16-2PC	Handtight/Black/White Collar	M16-11	1/4" NPT Male w/Wrench Flats and O-Ring	M16-7	1/4" Hose Barb
	M16-2P	M16-12	1/4" Hose Barb		M16-4
	M16-1	M16-13	1/4" Hose Barb w/O-Ring		M16-7
	M16-2PC	M16-14	3/16" Hose Barb		
		M16-15	3/16" Hose Barb w/O-Ring		
		M16-16	O-Ring Replacement		
			M16-9		
			M16-12		
NITROGEN DISS 1120A 3/4-16 Thread 200 psi Maximum					
M12-1	7/8" Hex	M12-8	1/8" NPT Male w/Wrench Flats	M12-5	1/4" NPT Male
M12-2	Handtight (Brass)	M12-9	1/8" NPT Male w/Wrench Flats and O-Ring	M12-7	1/4" Hose Barb
M12-2P	Handtight/Black Collar	M12-10	1/4" NPT Male w/Wrench Flats		M12-5
	M12-2	M12-11	1/4" NPT Male w/Wrench Flats and O-Ring		M12-17
	M12-2P	M12-12	1/4" Hose Barb		
		M12-13	1/4" Hose Barb w/O-Ring		
		M12-14	3/16" Hose Barb		
		M12-15	3/16" Hose Barb w/O-Ring		
		M12-16	O-Ring Replacement		
			M12-11		
NITROUS OXIDE DISS 1040A 3/4-16 Thread 200 psi Maximum					
M04-1	7/8" Hex	M04-8	1/8" NPT Male w/Wrench Flats	M04-4	1/8" NPT Male
M04-2	Handtight (Brass)	M04-9	1/8" NPT Male w/Wrench Flats and O-Ring	M04-5	1/4" NPT Male
M04-2P	Handtight/Blue Collar	M04-10	1/4" NPT Male w/Wrench Flats	M04-6	1/8" NPT Female
	M04-2	M04-11	1/4" NPT Male w/Wrench Flats and O-Ring	M04-7	1/4" Hose Barb
	M04-2P	M04-12	1/4" Hose Barb		M04-5
		M04-13	1/4" Hose Barb w/O-Ring		
		M04-14	3/16" Hose Barb		
		M04-15	3/16" Hose Barb w/O-Ring		
		M04-16	O-Ring Replacement		
		M00-5	Retaining Ring		
		M00-8	Retaining Ring Tool		
			M04-13		

Important: 1. Hose used on straight barbed hose fittings should be secured with crimp-style hose ferrules or proper clamps.
 2. Nipples with O-Ring should be used when using handtight nuts to insure proper seal.




DISS NUTS, NIPPLES AND BODY ADAPTORS

NUTS		NIPPLES		ADAPTORS	
SUCTION DISS 1220 3/4-16 Thread					
M22-1M22-2 7/8" Hex M22-2P Handtight (Brass) M22-2PC Handtight/White Collar Handtight/Yellow Collar	 M22-2P  M22-2	M22-8 1/8" NPT Male Broached for Allen Wrench M22-9 1/8" NPT Male Broached w/O-Ring M22-10 1/4" NPT Male w/Wrench Flats M22-11 1/4" NPT Male w/Wrench Flats & O-Ring M22-12 1/4" Hose Barb M22-13 1/4" Hose Barb w/O-Ring M22-16 O-Ring Replacement M22-18 5/16" Hose Barb M22-19 5/16" Hose Barb O-Ring	 M22-9 	M22-4 1/8" NPT Male M22-5 1/4" NPT Male M22-6 1/8" NPT Female M22-7 1/4" Hose Barb	 M22-5
EVACUATION DISS 2220 7/8-14 Thread					
M26-1 1" Hex	 M26-1	M26-18 5/16" Hose Barb M26-19 5/16" Hose Barb w/O-Ring M00-5 Retaining Ring M00-8 Retaining Ring Installation Tool	 M00-5  M26-19	M26-5 1/4" NPT Male	 M26-5
OXYGEN/CARBON DIOXIDE MIXTURES Carbon Dioxide <7% DISS 1200A 3/4-16 Thread 200 psi Maximum					
M20-1 7/8" Hex	 M20-1	M20-12 1/4" Hose Barb M20-13 1/4" Hose Barb w/O-Ring M20-16 O-Ring Replacement	 M20-13	M20-5 1/4" NPT Male	 M20-5
CARBON DIOXIDE, CARBON DIOXIDE-OXYGEN MIXTURES Carbon Dioxide >7% DISS 1080A 3/4-16 Thread 200 psi Maximum					
M08-1 7/8" Hex M08-2 Handtight (Brass)	 M08-1	M08-8 1/8" NPT Male w/Wrench Flats M08-9 1/8" NPT Male w/Wrench Flats and O-Ring M08-12 1/4" Hose Barb M08-13 1/4" Hose Barb w/O-Ring M08-16 O-Ring Replacement	 M08-12	M08-5 1/4" NPT Male	 M08-5
HELIUM, HELIUM OXYGEN MIXTURES Helium > 80% DISS 1060A 3/4-16 Thread 200 psi Maximum					
M06-1 7/8" Hex M06-2 Handtight (Brass)	 M06-1	M06-16 O-Ring Replacement		M06-5 1/4" NPT Male	 M06-5
HELIUM OXYGEN MIXTURES - HELIUM < 80% DISS 1180A					
M18-1 7/8" HEX M18-2 Handtight (Brass)		M18-12 1/4" Hose Barb M18-13 1/4" Hose Barb w/O Ring		M18-5 1/4" NPT Male	
SPECIAL MIXTURES DISS 1020A 3/4-16 Thread 200 psi Maximum					
M02-1 7/8" Hex M02-2 Handtight (Brass)	 M02-1	M02-12 1/4" Hose Barb M02-13 1/4" Hose Barb w/O-Ring M02-16 O-Ring Replacement M00-5 Retaining Ring M00-8 Retaining Ring Installation Tool	 M00-5  M02-12	M02-5 1/4" NPT Male	 M02-5

Important: 1. Hose used on straight barbed hose fittings should be secured with crimp-style hose ferrules or proper clamps.
2. Nipples with O-Ring should be used when using handtight nuts to insure proper seal.

TAPERED PIPE THREAD FITTINGS





NIPPLES AND EXTENSIONS Chrome-Plated Brass

NIPPLES	EXTENSIONS	Y-CONNECTOR
3000 psi Max	3000 psi Max	1000 psi Max
MA-26 1/8" NPT Male to 1/8" NPT Male x 1-1/2"	MA-32 1/8" NPT Female to 1/8" NPT Male x 2-1/2"	MY-5 1/4" NPT Male Inlet to 1/4" NPT Female Outlets
MA-27 1/8" NPT Male to 1/8" NPT Male x 2-1/2"	MA-33 1/4" NPT Female to 1/4" NPT Male x 3"	MY-6 1/8" NPT Female Inlet to 1/4" NPT Female Outlets
MA-28 1/8" NPT Male to 1/8" NPT Male x 3-1/2"		
MA-29 1/4" NPT Male to 1/4" NPT Male x 1-1/2"		
MA-30 1/4" NPT Male to 1/4" NPT Male x 2-1/2"		
 MA-30	 MA-33	 MY-6




CROSSES & TEES 1000 psi Max Chrome-Plated Brass

BRANCH TEES	STREET TEES	CROSSES
MA-18 1/8" NPT (3) Female	MA-22 1/8" NPT Female (2) x 1/8" NPT Male	MA-24 1/8" NPT Female x 4
MA-19 1/4" NPT (3) Female	MA-23 1/4" NPT Female (2) x 1/4" NPT Male	MA-25 1/4" NPT Female x 4
MA-20 1/8" NPT Male to 1/8" NPT (2) Female		
MA-21 1/4" NPT Male to 1/4" NPT (2) Female		
 MA-19	 MA-23	 MA-25




ADAPTOR BLOCKS Chrome-Plated Brass

90° w/PIPE THREADS	TEE w/PIPE THREADS	POWER TAKE-OFF ADAPTOR
3000 psi Max	3000 psi Max	200 psi Max
MGA-2 1/8" NPT Female to 1/4" NPT Female	MT-2 1/4" NPT (3) Female x 2"	MT-5 1/8" NPT Male to 1/8" NPT (2) Female
MGA-4 1/4" NPT Female to 1/4" NPT Female	MT-3 1/4" NPT (3) Female x 3-1/8"	M24-60 Demand Valve Assembly (MT-5 & M24-40)
MGA-5 1/4" NPT Male to 1/4" NPT (2) Female		
 MGA-5	 MT-2	 MT-5  M24-60



BUSHINGS, COUPLERS, PLUGS 3000 psi Max.




BUSHINGS: PIPE x PIPE THREAD	COUPLERS: PIPE x PIPE THREAD	PLUGS: PIPE THREAD
MA-1 1/8" NPT Male to 1/8" NPT Male	MA-4 1/8" NPT Female to 1/8" NPT Female	MA-35 7/16" Hex to 1/8" NPT Male
MA-2 1/4" NPT Male to 1/4" NPT Male	MA-5 1/4" NPT Female to 1/4" NPT Female	MA-36 5/8" Hex to 1/4" NPT Male
MA-3 1/4" NPT Male to 1/8" NPT Male	MA-6 1/4" NPT Female to 1/8" NPT Female	
MA-7 1/8" NPT Female to 1/8" NPT Male		
MA-8 1/4" NPT Female to 1/4" NPT Male	 MA-5	 MA-36
MA-9 1/4" NPT Female to 1/8" NPT Male		
MA-10 1/8" NPT Female to 1/4" NPT Male		
MA-37 1/8" NPT Male to 1/8" NPT Male		
 MA-3		


ANGLE ADAPTORS 1000 psi Max.

90° PIPE x PIPE THREAD		45° PIPE x PIPE THREAD	
MA-11 1/8" NPT Female to 1/8" NPT Female	 MA-11	MA-13 1/8" NPT Female to 1/8" NPT Male	MA-16 1/8" NPT Female to 1/8" NPT Male
MA-12 1/4" NPT Female to 1/4" NPT Female	 MA-14	MA-14 1/4" NPT Female to 1/8" NPT Male	MA-17 1/4" NPT Female to 1/4" NPT Male
		MA-15 1/4" NPT Female to 1/4" NPT Male	 MA-16

BARB HOSE FITTINGS, FERRULES AND CRIMPERS

HOSE FITTINGS FOR HOSE ID 3/16", 1/4", 5/16", 3/8" 200 psi Max.					
NPT MALE TO BARB		NPT FEMALE TO BARB		HOSE BARB SPLICERS	
MH-5	1/8" NPT Male to 1/8" Hose Barb	MH-12	1/8" NPT Female to 1/8" Hose Barb	MH-2	3/16" Hose Barb Splicer
MH-6	1/8" NPT Male to 3/16" Hose Barb	MH-13	1/8" NPT Female to 3/16" Hose Barb	MH-1	1/4" Hose Barb Splicer
MH-7	1/8" NPT Male to 1/4" Hose Barb	MH-14	1/8" NPT Female to 1/4" Hose Barb		
MH-8	1/4" NPT Male to 1/8" Hose Barb	MH-15	1/4" NPT Female to 1/8" Hose Barb		MH-1
MH-9	1/4" NPT Male to 3/16" Hose Barb	MH-16	1/4" NPT Female to 3/16" Hose Barb		MH-2
MH-10	1/4" NPT Male to 1/4" Hose Barb	MH-17	1/4" NPT Female to 1/4" Hose Barb		
MH-11	1/4" NPT Male to 3/8" Hose Barb	MH-18	1/4" NPT Female to 3/8" Hose Barb		
MH-19	1/8" NPT Male to Bubble Barb	MH-21	1/4" NPT Female to 5/16" Hose Barb		
MH-20	1/4" NPT Male to 5/16" Hose Barb				

 **MH-10**
 **MH-8**
 **MH-19**

 **MH-17**

HOSE FERRULES AND CRIMPERS

FERRULE	FITS WESTERN HOSE	CRIMPER
M-624-A	MH4-XXN 1/4" ID Non-Conductive	CR-100
M-625-A	MH4-XXA 1/4" ID Conductive	CR-100
M-625-A	MH4-XXC 1/4" ID Non-UL	CR-100 or MC-4
M-620	MH3-00N 3/16" ID Non-Conductive	MC-4
M-K-K	MH5-22C 5/16" ID Non-UL	CR-100 or MC-4
M-K-K	MH5-26N 5/16" ID Non-Conductive	CR-100 or MC-4

(See page 58 for Custom Hose Assemblies and Hose Identification.)



Nickel Plated Brass Ferrules, for use with 200 psig Max. Hose assembly.

FERRULES

MODEL	ID	LENGTH	CRIMPER*
M-6231	.330	1/2"	C-5A
M-833	.358	1/2"	C-5A
M-622	.380	1/2"	C-5A
M-620	.410	1/2"	C-5A
M-769	.450	9/16"	C-5A and CR-100
M-4750	.478	11/16"	CR-100
M-7322	.500	1"	CR-100
M-624-A	.500	5/8"	CR-100
M-624	.500	1/2"	CR-100
M-7323	.525	1"	CR-100
M-625-A	.525	5/8"	MC-4 and CR-100
M-625	.525	1/2"	MC-4 and CR-100
M-626	.548	31/64"	MC-4 and CR-100
M-3588	.564	3/4"	MC-4 and CR-100
M-K-K	.575	31/64"	MC-4 and CR-100

*Recommended Crimper selection based on Ferrule outside diameter (OD). Hose type and size may affect Ferrule and Crimper selection. All hose assemblies should be tested prior to using.

CRIMPERS

	MODEL	DESCRIPTION
Vise-Grip® Style	MC-4	For 3/16" and 1/4" ID Hose
Hand-Grip Style	C-5A	For 3/16", 1/4" and 5/16" OD Hose
Bench Top	CR-100	For 3/16", 1/4", 5/16" and 3/8" ID Hose



C-5A










CR-100

DEMAND VALVES - CHECK VALVES - REVERSE FLOW VALVES

MEDICAL AIR - NITROGEN - NITROUS OXIDE - SUCTION

NON-CORROSIVE GASES 1/4 NPT THREADS 200 psi Max Inlet

DEMAND VALVES		CHECK VALVES		REVERSE FLOW VALVES	
MEDICAL AIR		MEDICAL AIR		NON-CORROSIVE GASES	
850 SCFH Flow @ 50 psi		50 psi		MCV-4 Flow into 1/4" NPT male Inlet to 1/4" NPT male	
M16-40 1/8" NPT Male		M16-4CV DISS 1160-A X 1/8" NPT Male			MCV-4
M16-50 1/4" NPT Male		M16-5CV DISS 1160-A 1/4" NPT Male			
	M16-40		M16-4CV		
NITROGEN		NITROGEN			
1000 SCFH Flow @ 175 psi		50 psi		MCV-5 Flow into 1/4" NPT Male Inlet to 1/4" NPT Female Outlet	
M12-50 1/4" NPT Male		M12-5CV DISS 1160-A 1/4" NPT Male			MCV-5
	M12-50				
NITROUS OXIDE		NITROUS OXIDE			
650 SCFH Flow @ 50 psi		50 psi		MCV-6 Flow into 1/4" NPT Female to 1/4" NPT Male Outlet	
M04-40 1/8" NPT Male		M04-4CV DISS 1160-A 1/8" NPT Male			MCV-6
M04-50 1/4" NPT Male		M04-5CV DISS 1160-A 1/4" NPT Male			
SUCTION				MCV-7 Flow into 1/4" NPT Female inlet to 1/4" NPT Female Outlet	
180 SCFH Flow @ 50 psi					MCV-7
M22-50 1/4" NPT Male					
WAGD					
M26-50 1/4" NPT Male					
CARBON DIOXIDE					
M08-50 1/4" NPT Male					

- MD-1** 1/8" NPT Male to 1/8" NPT Female
- MD-2** 1/4" NPT Male to 1/8" NPT Female
- MD-3** 1/4" NPT Male to 1/4" NPT Female



Important: Must be used with demand valve when plunger hole depth is not sufficient to clear forward travel of plunger when connection is made. Always check for full flow after installation.

DEMAND VALVES

Gas is checked w/out connection being made. Flow occurs when proper connection is made.

CHECK VALVES

Gas flows into and through the DISS portion of the fitting and is checked in the opposite direction. Does not operate as a demand valve.

REVERSE CHECK VALVES

For inline gas flow. Prevents backflow of gases.

BRASS chrome-plated SHUT-OFF VALVES

NON-CORROSIVE GASES 1/8" NPT AND 1/4" NPT

PCTFE Tip and PTFE Packing 3000 psi Max.

- MV-6S** 1/4" NPT Male Inlet to 1/4" NPT Male Outlet
- MV-9S** 1/8" NPT Male Inlet to 1/8" NPT Male Outlet
- MV-11S** 1/4" NPT Male Inlet to 1/4" NPT Female Outlet
- MV-12S** 1/4" NPT Female to 1/4" NPT Male Outlet
- MV-17S** 1/8" NPT Female Inlet to 1/8" NPT Female

Low pressure oxygen valves see page 37.



MV-17S



MV-9S

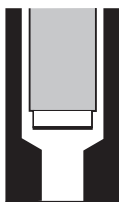
CARTRIDGE VALVES (PTFE AND PCTFE PACKING)

STAINLESS BODY (PTFE and PCTFE Packing) 3000 and 6000 psi Max. Models

SOFT SEAT MODELS HAVE PCTFE Tip Cleaned for Oxygen Service

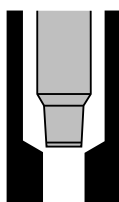
SOFT SEAT 3000 PSI

- SS-CK** Replacement Cartridge
- SS-110K** 1/4 NPT Male to 1/4 NPT Male
- SS-120K** 1/4 NPT Male 90° to 1/4 NPT Male
- SS-130K** 1/4 NPT Female to 1/4 NPT Female



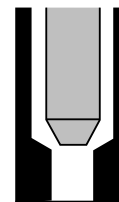
METERING SEAT 6000 PSI

- SS-CM** Replacement Cartridge
- SS-110M** 1/4 NPT Male to 1/4 NPT Male
- SS-120M** 1/4 NPT Male 90° to 1/4 NPT Male
- SS-130M** 1/4 NPT Female to 1/4 NPT Female



METAL TO METAL SEAT 6000 PSI

- SS-CS** Replacement Cartridge
- SS-110S** 1/4 NPT Male to 1/4 NPT Male
- SS-120S** 1/4 NPT Male 90° to 1/4 NPT Male
- SS-130S** 1/4 NPT Female to 1/4 NPT Female



Note: In most cases valve can be repaired without removing valve body from line.



SS-130K
IN-LINE VALVE



SS-120M
90° VALVE



SS-CS
REPLACEMENT
CARTRIDGE

MEDICAL YOKES ALL GASES EXCEPT OXYGEN

PIN INDEX YOKES 3000 PSI MAX













CGA-346 Male Outlet	1/4 NPT Male Outlet	1/2 NPT Male Outlet
 M95-1	 M95-4	 M95-8

YOKES

Yokes rated 3000 psi Max					
Nitrogen CGA-960	M960-4 M960-4S M960-8	1/4 NPT Male 1/4 NPT Male w/Swivel 1/2 NPT Male	Nitrous Oxide CGA-910	M91-1 M91-4 M91-4CV M91-4S M91-8	CGA-326 Male 1/4 NPT Male 1/4 NPT Male w/Check Valve 1/4 NPT Male w/Swivel 1/2 NPT Male
Nitrous Oxide & Oxygen mixtures			Carbon Dioxide & Oxygen mixtures		
N ₂ O 47.5% to 52.5% CGA-965	M965-4 M965-8	1/4 NPT Male 1/2 NPT Male	CO ₂ Not over 7% CGA-880	M88-4 M88-8	1/4 NPT Male 1/2 NPT Male
Carbon Dioxide & Carbon Dioxide & Oxygen mixtures			Helium & Oxygen mixtures		
CO ₂ over 7% CGA-940	M94-4 M94-8	1/4 NPT Male 1/2 NPT Male	He Not over 80% CGA-890	M89-4 M89-8	1/4 NPT Male 1/2 NPT Male
Helium & Helium & Oxygen mixtures			Non-corrosive, Non-flammable mixtures		
He Not over 80% CGA-930	M93-4 M93-8	1/4 NPT Male 1/2 NPT Male	CGA-973	M973-1 M973-4 M973-8	CGA-500 Male 1/4 NPT Male 1/2 NPT Male
Medical Air					
CGA-950	M95-1 M95-4 M95-4S M95-8	CGA-346 Male 1/4 NPT Male 1/4 NPT Male w/Swivel 1/2 NPT Male			

See CGA chart on inside back cover of catalog.












YOKE REPLACEMENT PARTS

 M00-3 T-Handle	 M86-4CV-1 1/4 NPT Male Stem w/Check Valve	 M87-1-1A CGA-540 Stem	 2544-2 Brass and Viton Washer
 M00-9 T-Handle w/6" Grip	 M86-4-1A 1/4 NPT Male Stem	 M86-4-1F 1/4 NPT Male Stem w/Filter	 MCP 370 Handtight Yoke Screw
 MW-87 Halar Washer	 M86-8-1A 1/2 NPT Male Stem	 10-YB Swivel Yoke Body Only Nitrous Oxide	 10-YA Swivel Yoke Body Only - Oxygen

MEDICAL AIR NITROUS OXIDE NITROGEN HELIUM

COUPLER TEES		Nitrous Oxide	Medical Air	Nitrogen or Helium	
w/Cylinder Valve Inlet and Two Same CGA Outlets 3000 psi Max					
M32-16	CGA-326	Nitrous Oxide w/Female Inlet to 2 Male Outlets			
M34-16	CGA-346	Medical Air w/Female Inlet to 2 Male Outlets			
M58-16	CGA-580	Nitrogen or Helium w/Male Inlet to 2 Female Outlets			
PLUG & CHAIN ASSEMBLY		Medical Air			
Provides gas tight seal		3000 psi Max.			
M34-22	CGA-346	Medical Air			
HIGH PRESSURE PIGTAILS		Nitrous Oxide	Medical Air	Nitrogen or Helium	
RIGID TUBE		3000 psi max			
Plated Copper Tubing with Chrome-Plated Brass Connections					
27" Tubing Length					
M32-18	CGA-326	Nitrous Oxide			
M34-18	CGA-346	Medical Air			
M58-18	CGA-580	Helium or Nitrogen			
HIGH PRESSURE STAINLESS BRAIDED FLEXIBLE HOSE					
Nitrous Oxide-Medical Air		Nitrogen	Medical Mixtures		
ANSI Type 304 Stainless Steel Braid		Lengths: 18", 24", 36", and 48"			
PTFE Inner Core		3" Minimum Bend Radius			
3000 psi Max Operating Pressure					
12,000 psi Burst Pressure					
MPF-326	w/CGA-326	Nitrous Oxide Female Nut and Nipple Both Ends			
MPF-346	w/CGA-346	Medical Air Female Nut and Nipple Both Ends			
MPF-500	w/CGA-500	Medical Mixtures Male Hex Nuts Both Ends			
MPF-580	w/CGA-580	Helium or Nitrogen Male Hex Nuts Both Ends			
MPF-4	1/4 NPT Female, Both Ends				
<p>Note: Flexible pigtails available in standard lengths 18", 24", 36", & 48" Custom lengths available on request. Specify length with Model Number. (Example: (MPF-540-60) For check valve add "CV" to model number (Example: MPF-540CV-24)</p>					
THERMOPLASTIC		Flexible Pigtail, Nylon Lined	3000 psi Max	CGA BRASS CONNECTIONS	
PFS-92-X	CGA-580	Helium			
PFS-92CV-X	CGA-580	Helium w/Check Valve Inlet End			
X = length in inches					

HIGH PRESSURE CYLINDER CONNECTIONS

CYLINDER CONNECTIONS		3000 psi Max	
NUTS		NIPPLES	
MEDICAL AIR	CGA-346 .830-14 NGO RH Internal Thread	M34-4	1/4" NPT Male, 2-1/2" Length
M34-1	1-1/8" Hex Nut	M34-5	1/4" NPT Male, 2-1/2" Length w/Filter
M34-10	Handtight (Brass)	M34-5CV	1/4" NPT Male, 2-1/2" Length w/Filter and Check Valve
M34-10P	Handtight w/Black Plastic Grip	M34-11	1/4" NPT Male, 2-1/2" Length w/Soft Tip
		M34-12	Soft Tip Replacement
			M34-5
NITROGEN	OR HELIUM CGA-580 .960-14 NGO RH External Thread	M58-3	1/4" NPT Male, 2-1/2" Length w/Filter
M58-1	1-1/8" Hex Nut	M58-3CV	1/4" NPT Male, 2-1/2" Length w/Filter and Check Valve
M58-10	Handtight (Brass)	M58-5	1/4" NPT Male, 3" Length w/Filter
M58-10P	Handtight w/Black Plastic Grip	M58-7	1/4" NPT Male, 3-1/2" Length w/Filter
	M58-1	M58-11	1/4" NPT Male, 3" Length w/Filter w/O-Ring
		M58-12	O-Ring Replacement
		M58-13	1/4" NPT Male, 3" Length w/Soft Tip
			M58-5
NITROUS OXIDE	CGA-326 .830-14 NGO RH Internal Thread	M32-4	1/4" NPT Male, 2-1/2" Length
M32-1	1-1/8" Hex Nut	M32-5	1/4" NPT Male, 2-1/2" Length w/Filter
M32-10	Handtight (Brass)	M32-5CV	1/4" NPT Male, 2-1/2" Length w/Filter and Check Valve
M32-10P	Handtight w/Black Plastic Grip	M32-11	1/4" NPT Male, 2-1/2" Length w/Soft Tip
	M32-1	613-KPT	Soft Tip Replacement
			M32-11
CARBON DIOXIDE	CGA-320 .830-14 NGO RH Internal Thread	M30-2	1/4" NPT Male, 2" length w/Washer
M30-1	1-1/8" Hex Nut	M30-4	1/4" NPT Male, 2-1/2" length w/Washer
M30-10	Handtight (Brass)	M30-5	1/4" NPT Male, 2-1/2" length w/Washer and Filter
M30-10P	Handtight w/Black Plastic Grip	M30-5CV	1/4" NPT Male, 2-1/2" length w/Washer/Filter/Check Valve
	M30-1	CO-6N	Washer Replacement
			M30-4
MEDICAL BREATHING MIXTURES	CGA-280 .750-14 NGO RH Internal Thread	M28-4	1/4" NPT Male, 2-1/2" Length
M28-1	1-1/8" Hex Nut	M28-5	1/4" NPT Male, 2-1/2" Length w/Filter
M28-10P	Handtight w/Black Plastic Grip	M28-11	1/4" NPT Male, 2-1/2" Length w/Soft Tip
	M28-1	M28-12	Soft Tip Replacement
			M28-5
MEDICAL MIXTURES	CGA-500 .830-14 NGO RH External Thread	M50-3	1/4" NPT Male, 2-1/2" Length w/Filter
M50-1	1-1/8" Hex Nut	M50-7	1/4" NPT Male, 3-1/2" Length w/Filter
M50-10	Handtight (Brass)	M58-11	1/4" NPT Male, 3" Length w/O-Ring
M50-10P	Handtight w/Black Plastic Grip	M58-12	O-Ring Replacement
	M50-1		M50-3

GAUGES (NON-CORROSIVE GASES AND NITROUS OXIDE)



MG-C29



MG-C14



MG-C58

BOTTOM PORT

MG-C9	4000 psi	2" OD	1/4" NPT	Chrome	MG-C16	200 psi	2" OD	1/4" NPT	Chrome
MG-C11	100 psi	2" OD	1/4" NPT	Chrome	MG-C17	400 psi	2" OD	1/4" NPT	Chrome
MG-C13	4000 psi	1-1/2" OD	1/8" NPT	Chrome	MG-C18	600 psi	2" OD	1/4" NPT	Chrome
MG-C14	30 psi	2" OD	1/4" NPT	Chrome	MG-C19	1000 psi	2" OD	1/4" NPT	Chrome
MG-C15	60 psi	2" OD	1/4" NPT	Chrome					

NITROUS OXIDE Blue face w/white letters

MG-C29	2000 psi	2" OD	1/4" NPT	Chrome
MG-C30	100 psi	2" OD	1/4" NPT	Chrome

VACUUM

MG-C58	30 inHg Vac Back Port	1-1/2" OD	1/8" NPT	Chrome
MG-B76	200 mmHG/ Bottom Port	2" OD	1/8" NPT	Black

GAUGE PROTECTOR

Green Rubber


G-2-P2

Set for 2" Diameter Bottom Port Gauges



G-2-P2





OXYGEN DUAL "Y" OUTLET DEMAND VALVE COUPLERS

INLET CONNECTIONS	OXYGEN DISS 1240	MEDICAL AIR DISS 1160-A	SUCTION DISS 1220
1/8" NPT Female Without Connector	M24-70	M16-70	M22-70
1/4" NPT Female Without Connector	M24-71	M16-71	M22-71
DISS Hex Nut and Nipple 	M24-74	M16-74	M22-74
DISS Handtight Nut and Nipple * 	M24-75	M16-75	M22-75
Chemetron® Adaptor* 	M24-76	M16-76	M22-76
Ohmeda® Adaptor* 	M24-77	M16-77	M22-77
Oxequip® Adaptor 	M24-78	M16-78	M22-78
Puritan® Adaptor 	M24-79	M16-79	M22-79



50 psi Nominal Working Pressure
*Canadian color-coding available on most models, add "C" to part number. Example: M24-76C
Product not to scale.

DUAL OUTLET Y-CONNECTIONS – AIR, NITROUS OXIDE, SUCTION

Chemetron® OR Y-Couplers					Ohmeda® OR Y-Couplers			
INLET CONNECTIONS	OXYGEN	MEDICAL AIR	NITROUS OXIDE	SUCTION	OXYGEN	MEDICAL AIR	NITROUS OXIDE	SUCTION
1/8" NPT Female Without Connector	OR101-70	OR102-70	OR103-70	OR104-70	OR201-70	OR202-70	OR203-70	OR204-70
DISS Hex Nut and Nipple 	OR101-74	OR102-74	OR103-74	OR104-74	OR201-74	OR202-74	OR203-74	OR204-74
DISS Handtight Nut and Nipple* 	OR101-75	OR102-75	OR103-75	OR104-75	OR201-75	OR202-75	OR203-75	OR204-75
Chemetron® Adaptor* 	OR101-76	OR102-76	OR103-76	OR104-76	OR201-76	OR202-76	OR203-76	OR204-76
Ohmeda® Adaptor* 	OR101-77	OR102-77	OR103-77	OR104-77	OR201-77	OR202-77	OR203-77	OR204-77

50 psi Nominal Working Pressure

*Canadian color-coding available on most models, add "C" to part number. Example: OR101-76C



OR103-70



OR201-70



Example:

OR101-76

Chemetron® OR Y-Coupler
with Chemetron® Adaptor



Example:

OR204-76

Ohmeda® OR Y-Coupler
with Chemetron® Adaptor



TS9-5-3PK

TS9 Transfill System Features:

- Cost effective filling of aluminum or steel cylinders up to 2000 psi.
- A wide range of system configurations available
- Available with or without the PK Transfill Accessory Kit
- Most systems may be expanded to meet future requirements
- Detailed Installation and Operation instructions
- Documentation for FDA Compliance included

Western Transfill Systems are designed and manufactured to be a safe, cost effective means of transfilling medical oxygen. A typical system consists of a header for the supply cylinders, a regulator for controlling the fill pressure, a vacuum regulator for the evacuation of the fill cylinders, and a fill header which includes gauges, flow control orifices, and valves for each cylinder being filled. The systems are also designed to allow for expansion to meet future requirements. A vacuum pump and an oxygen analyzer may be purchased separately or as part of the PK Kit option in order to meet FDA regulations.

The transfer of gas from one cylinder to another must be carried out under carefully controlled conditions and requires appropriate equipment and properly trained and qualified personnel. Oxygen used for medical purposes is considered a drug by the FDA and requires the application of FDA regulations. Department of Transportation (DOT), Occupational Safety and Health Admin. (OSHA) and other regulations may also apply.

How to Configure and Order a TS9 Transfill System

1. Determine the number of cylinders desired to supply the system. ("Supply Cylinders")
2. Determine the number of cylinders to be filled at any one time. ("Fill Cylinders")
3. Determine if the TS9-PK Transfill Accessories Kit is needed. Add PK if needed.

HOW TO ORDER:

Specify: TS9-Number of Supply Cylinders-Number of Fill Cylinders-TS9-PK kit if needed

Example:

TS9 Transfill System	5 Supply Cylinders	3 Fill Cylinders	with TS9-PK Accessories Kit
TS9	5	3	PK

Order Part Number: **TS9 - 5 - 3PK**



TS9-5-3PK

The TS9-5-3PK is a complete starter system designed for transfilling 3 cylinders at a time from a supply bank of 5 large cylinders. This system includes:

TSS-9-5	Supply Side Header w/Check Valves
TSF-9-3	Fill Side Header w/Contents Gauges, Restrictors and Shut-Off Valves at Fill Ports
PF-63CV-24	24" Supply Side Pigtailed w/Check Valves
TSREG-9A	Pressure Control Regulator Assembly
PF-63-870-24	24" Fill Side Pigtailed
PF-63HT-60	60" Supply-To-Fill Pigtail
VV100	Vacuum Regulator
TS9-PK	Transfill Accessories Kit (Not Shown)
PX-1025	Cylinder Rack (optional)

TS9 TRANSFILL SYSTEMS

TS9 Transfill systems are available in a wide range of configurations to meet most Medical Oxygen Transfill needs. Contact Western Enterprises Customer Service for additional information on available configurations.

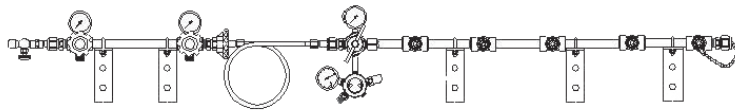
Other common configurations available include:



TS9-3-1	3 cylinder Supply to 1 cylinder Fill
TS9-4-1	4 cylinder Supply to 1 cylinder Fill
TS9-5-1	5 cylinder Supply to 1 cylinder Fill

Includes:

- Supply side header with check valves
- 24" Supply side pigtails with check valves
- 60" Fill side pigtail with handtight CGA 540
- Pressure Control Regulator
- CGA 870 yoke adaptor



TS9-4-2	4 cylinder Supply to 2 cylinder Fill
TS9-5-2	5 cylinder Supply to 2 cylinder Fill
TS9-6-2	6 cylinder Supply to 2 cylinder Fill

Includes:

- Supply side header with check valves
- 60" Supply-to-fill pigtail
- 24" Supply side pigtails with check valves
- 24" Fill side pigtails with CGA 540
- Pressure Control Regulator
- Fill side header with content gauges, fill port shut-off valves, and restrictors
- Vacuum Regulator



TS9-10-12PK

The TS9-10-12PK is a complete system designed for transfilling 12 cylinders at a time from a supply bank of 10 large cylinders.

Includes:

- **WHSV-9-5ER:** 5 Station Supply Header w/Check Valves
- **TSS-9-5M:** 5 Station Supply Extension Header w/Check Valves
- **PF-63CV-24:** 24" Supply Side Pigtails w/Check Valves
- **MCP325:** 12 Cylinder Manifold Cart
- **TSREG-9C:** Pressure Control Regulator
- **PF-63HT-60:** 60" Supply-To-Fill Pigtail
- **VV200:** Dual Vacuum Regulator Assembly
- **TS9-500PK:** Transfill Accessories Kit

TS9 Transfill System Accessories

TS9-PK Accessories Kit

Includes:

TR-104	Oxygen Analyzer
CS-PK2	Vacuum Pump
MSH15580	Nitrogen Calibration Regulator
MSH15540	Oxygen Calibration Regulator
G-544A	Oxygen Contents Test Gauge
MST-1	Aluminum Cylinder Thermometer
CLM-1	Lot Number Label Gun
CL-1	Lot Number Labels (1250/roll)
A80024	Oxygen Cylinder Labels
A60019	FULL, IN-USE and EMPTY Tags
MPV-4027	Post Valve Seals
LT-00	Leak Test Solution 4 oz. bottle
MTT-1	PTFE Thread Tape, 1/4" x 520' roll

TS9-500PK (For TS9-PK-10-12 PK)

Includes:

TR-104	Oxygen Analyzer
MCP511*	Vacuum Pump Heavy Duty (10 cu.ft.)
CS-PK2	Vacuum Pump for TS9-PK Kit Only
MSH15580	Nitrogen Calibration Regulator for TR-104
MSH15540	Oxygen Calibration Regulator for TR-104
G-544A	Contents Test Gauge
MST-1	Aluminum Cylinder Thermometer
CLM-1	Lot Number Label Gun
CL-1	Lot Number Labels (1250/Roll)
A80024	Oxygen Cylinder Labels
A60019	Full, In-Use and Empty Tags
MPV-4027	Post Valve Seals
LT-00	Leak Test Solution 4 oz. bottle
MTT-1	PTFE Thread Tape 1/4" x 520" Roll



CS-PK2

Vacuum Pump

CS-PK2 1/3 HP Vacuum Pump

- Oilless operation
- 28" Hg Vacuum max
- All wetted aluminum parts treated for corrosion protection from moisture
- Rugged motor shell construction
- 115 - 60 - 1 power



TR-104

Oxygen Analyzer

TR-104 Oxygen Analyzer

- Portable Bench Top Gas Analyzer for analyzing the composition of Oxygen for transfilling applications.
- Accurate, reliable and component specific giving confidence that observed values are credible.
- Innovative construction gives robust unit with a space saving foot print.
- Full scale range: 0-100% oxygen

MEDICAL HOSES



① HOSE TYPE ② HOSE SIZE ③ GAS SERVICE ④ HOSE COLOR ⑤ HOSE LENGTH ⑥ and ⑦ INLET-OUTLET CONNECTIONS

C = Conductive N = Non-Conductive	4 = 1/4" 5 = 5/16"	AI Medical Air OXY Oxygen SUC Suction NI Nitrogen N ₂ Nitrous Oxide CO Carbon Dioxide	U.S. Color Designation Default <i>Refer to chart for Canadian Color Codes</i>	Specify Hose Length in Inches Minimum of 12"	FNN Female Nut and Nipple MBA Male Body Adaptor MP2 Male Pipe 1/8" FP2 Female Pipe 1/8" OHM Ohmeda® Male PBM Puritan® Male SHM Schrader® Male CHM Chemetron® Male BLK Blank End FHT Female Handtight DBA Demand Body Adaptor MP4 Male Pipe 1/4" FP4 Female Pipe 1/4" OHF Ohmeda® Female OXM Oxequip® Male SHF Schrader® Female CHF Chemetron® Female
--------------------------------------	-----------------------	---	--	---	--

HOW TO ORDER:

Western's custom hose assemblies conform to CGA standards. All assemblies are cleaned and poly-bagged for delivery. To order, select your requirements from the above charts.

GAS DESIGNATION/HOSE COLOR CHART

Gas	USA		CANADA		
	Designation	Color	Designation	Color	
Medical Air	AI	– Yellow	AI	K	Black
Oxygen	OX	– Green	OX	W	White
Suction	SU	– White	SU	Y	Yellow
Nitrogen	NI	– Black	NI	–	Black
Nitrous Oxide	N2	– Blue	N2	–	Blue
Carbon Dioxide	CO	– Grey	CO	–	Grey

Note: For 90° Elbow add "L" before Inlet or Outlet code (LFNN)

HOSE COLOR:

All medical hose color coding will default to USA standards unless otherwise specified.

HOSE LENGTH REQUIREMENTS:

Hose length 12 inches minimum.

Lengths 12" to 60" (1 ft – 5 ft) are available in 6 inch increments only.

Lengths 60" to 300" (5 ft – 25 ft) are available in 12 inch (1 foot) increments only.

Lengths over 300" (25 feet) shall be in 60 inch (5 foot) increments only.

Conductive hose maximum length is 240 inches (20 feet) due to conductivity.

Non-conductive hose maximum length is 600 inches (50 feet).

EXAMPLE

USA Part #: C4OX-120FNNFNN

Canadian Part #: C4OXW120FNNFNN

C Conductive Hose

4 1/4"

OX Oxygen (USA)



OXW Oxygen (Canada)

120 120" Long

FNN Female Nut and Nipple Inlet

FNN Female Nut and Nipple Outlet

INLET-OUTLET CONNECTION OPTIONS



REINFORCED MEDICAL HOSE

	 MH4-24C	 MH4-16N
BULK HOSE	CONDUCTIVE, UL LISTED 250' REEL	NON-CONDUCTIVE 300' REEL
CONDUCTIVE, UL LISTED 250 psi Working Pressure 1000 psi Burst Pressure	MH4-04A 1/4" ID, Nitrous Oxide (Blue) MH4-12A 1/4" ID, Nitrogen (Black) MH4-16A 1/4" ID, Medical Air (Yellow), Suction for Canada MH4-22A 1/4" ID, Suction (White), Oxygen for Canada MH4-24A 1/4" ID, Oxygen (Green)	MH3-00N 3/16" ID, General (Clear) MH4-00N 1/4" ID, General (Clear) MH4-04N 1/4" ID, Nitrous Oxide (Blue) MH4-12N 1/4" ID, Nitrogen (Black) MH4-16N 1/4" ID, Medical Air (Yellow), Suction for Canada MH4-22N 1/4" ID, Suction (White), Oxygen for Canada MH4-24N 1/4" ID, Oxygen (Green)
CONDUCTIVE, NON-UL LISTED 400 psi Working Pressure 1600 psi Burst Pressure	CONDUCTIVE, NON-UL LISTED 300' REEL	
NON-CONDUCTIVE 250 psi Working Pressure 1000 psi Burst Pressure	MH4-04C 1/4" ID, Nitrous Oxide (Blue) MH4-08C 1/4" ID, Carbon Dioxide (Grey) MH4-12C 1/4" ID, Nitrogen (Black) MH4-16C 1/4" ID, Medical Air (Yellow), Suction for Canada MH4-22C 1/4" ID, Suction (White), Oxygen for Canada MH4-24C 1/4" ID, Oxygen (Green) MH5-22C 5/16" ID, Suction (White), Oxygen for Canada	

CRYOGENIC HOSES/SAE FLARE CONNECTIONS

CRYOGENIC TRANSFER HOSES

For Oxygen, Nitrogen, and Argon Cryogenic Liquids


- Constructed with 316 stainless steel for all wetted parts
- Machined CGA Stainless Steel end connections
- Cleaned for oxygen service
- Exceptional flexibility, hose resists kinking
- 50 psi max

ACCESSORIES


- 90° stainless steel elbow extends hose life
- Phase separator speeds filling and controls splashing

TRANSFER HOSE, CRYOGENIC

PART #	DESCRIPTION	SERVICE
Oxygen Hose Assembly:		CGA-440
WMH-2-9	48"	
WMH-2-10	60"	
WMH-2-11	72"	
WMH-2-12	120"	
WMH-2-13	144"	
Nitrogen, Argon Assembly:		CGA-295
WMH-2-14	48"	
WMH-2-15	60"	
WMH-2-16	72"	
WMH-2-17	120"	
WMH-2-18	144"	
F-61	Oxygen, SS Cylinder Fill Elbow 90°	CGA-440
F-63	Nitrogen, Argon, SS Cylinder Fill Elbow 90°	CGA-295
F-62*	Phase Separator, 3/8" NPT F x 2-1/2" Long	—



WMH-2-9




F-62

*To attach to Transfer Hose Assembly, use F-32 for CGA-295 or F-42 for CGA-440.

BRASS SAE FLARE TUBING CONNECTIONS

PART #	DESCRIPTION	PART	SERVICE	SAE FLARE
Pressures to 500 Psig (3400 kPa)				
F-10	.4375"-20 UNF-28, RH F	Nut	CGA-165	1/4"
F-11	CGA-165 to 1/8" NPT M	Adaptor		1/4"
F-12	CGA-165 to 1/4" NPT M	Adaptor		1/4"
F-20	.625"-18 UNF-28, RH F	Nut	CGA-182	3/8"
F-22	CGA-182 to 1/4" NPT M	Adaptor		3/8"
F-30	.750"-16 UNF-28, RH F	Nut	CGA-295	1/2"
F-31	CGA-295 to 1/4" NPT M	Adaptor		1/2"
F-32	CGA-295 to 3/8" NPT M	Adaptor		1/2"
F-33	CGA-295 to 1/2" NPT M	Adaptor		1/2"
F-40	.875"-14 UNF-28, RH F	Nut	CGA-440	5/8"
F-41	CGA-440 to 1/4" NPT M	Adaptor		5/8"
F-42	CGA-440 to 3/8" NPT M	Adaptor		5/8"
F-43	CGA-440 to 1/2" NPT M	Adaptor		5/8"
F-44	CGA-440 to 3/4" NPT M	Adaptor		5/8"



NON-CHROME PLATED BRASS FITTINGS AND ACCESSORIES

INFORMATION ABOUT THIS SECTION:


Non-chrome plated brass fittings are used in clinical workshops, equipment rooms, in wall installations, maintenance departments and for many other non-chrome applications.

Not recommended for medical environmental applications where external cleanliness and aesthetics are important.

All brass components are bright dipped and where applicable, cleaned for oxygen service.


NON-PLATED BRASS, COPPER, RIGID PIGTAILS, THERMOPLASTIC & STAINLESS BRAIDED HOSE

RIGID PIGTAILS 5/16"x .065" WALL COPPER TUBING 3000 psi Max CGA Brass Connections Each End 12" Overall Length		
P-CO-3	CGA-320	Carbon Dioxide
P-63	CGA-540	Oxygen
P-63CV	CGA-540	Oxygen
P-92	CGA-580	Nitrogen, Helium
P-92CV	CGA-580	Nitrogen, Helium
P-1320	CGA-326	Nitrous Oxide
P-1320CV	CGA-326	Nitrous Oxide
P-1340	CGA-346	Air
P-1340CV	CGA-346	Air



P92-CV


RIGID PIGTAILS w/VALVE 5/16"x .065" WALL COPPER TUBING 3000 psi Max CGA Brass Connections 14" Overall Length		
PV-CO-3	CGA-320	Carbon Dioxide
PV-1320	CGA-326	Nitrous Oxide
PV-1340	CGA-346	Air
PV-63	CGA-540	Oxygen
PV-92	CGA-580	Nitrogen, Helium



PV-92


THERMOPLASTIC Flexible Pigtail, Nylon Lined 3000 psi Max CGA Brass Connections		
PFS-92-X	CGA-580	Helium
PFS-92CV-X	CGA-580	Helium w/Check Valve Inlet End

X = length in inches



PFS-92

STAINLESS STEEL BRAIDED FLEXIBLE PIGTAILS , Brass Connections Pressure to 3000 psi		
PF2-4-18"	1/4" NPT F x 1/4" NPT F	Female Pipe Fittings
PF2-4-24"	1/4" NPT F x 1/4" NPT F	Female Pipe Fittings
PF2-4-36"	1/4" NPT F x 1/4" NPT F	Female Pipe Fittings
PF2-4-48"	1/4" NPT F x 1/4" NPT F	Female Pipe Fittings
PF2-4-60"	1/4" NPT F x 1/4" NPT F	Female Pipe Fittings
PF2-4-72"	1/4" NPT F x 1/4" NPT F	Female Pipe Fittings



PF2-4-36"

PTFE Inner Core with Stainless Steel Braided Outer Jacket

Steel Braid

1/4" Nominal Inside Diameter

Temperature Rating -65° F (54° C) Through 450° F (232° C)

Minimum Bend Radius 3"

Burst Pressure 12,000 PSIG

Do Not Apply Heat to Pigtails

Stainless Braided Hose Also Available In 6000 psi Working Pressure

w/Stainless Steel End Fittings

BRASS NON-CHROME PLATED HIGH PRESSURE CYLINDER CONNECTION

CGA-280 MEDICAL BREATHING MIXTURES For Pressures up to 3000 psig

- 284** Nut 1" Hex RH Female
- 283** Nipple 1/4" NPT X 2" Long



- 284**
- 283**

CGA-320 CARBON DIOXIDE For Pressures up to 3000 psig

- CO-2** Nut 1-1/8" Hex RH Female
- CO-3** Nipple 1/4" NPT X 2" Long
- CO-4CV** Nipple 1/4" NPT X 2-1/2" Long w/Check Valve
- CO-1TW** Washer-PTFE, Snap-in
- CO-6N** Washer-Nylon, Snap-in



- CO-6N**
- CO-2**
- CO-3**

CGA-326 NITROUS OXIDE For Pressures up to 3000 psig

- 13-2** Nut 1-1/8" Hex RH Female
- 13-3** Nipple 1/4" NPT X 2-1/2" Long
- 13-3CV** Nipple 1/4" NPT X 2-1/2" Long w/Check Valve



- 13-2**
- 13-3**

CGA-346 AIR For Pressures up to 3000 psig

- 14-2** Nut 1-1/8" Hex RH Female
- 14-3** Nipple 1/4" NPT X 2-1/2" Long
- 14-3CV** Nipple 1/4" NPT X 2-1/2" Long w/Check Valve



- 14-2**
- 14-3**

CGA-347 AIR 3001 psi to 5500 psig

- 347-2** Nut 1-1/16" Hex RH Female
- 347-3** Nipple 1/4" NPT X 3" Long



- 347-2**
- 347-3**

CGA-500 For Pressures up to 3000 psig

- 500-2** Nut 1-1/8" Hex RH Male
- 15-8** Nipple 1/4" NPT X 2-1/2" Long
- 15-8CV** Nipple 1/4" NPT X 2-1/2" Long w/Check Valve
- 15-4** Nipple 1/4" NPT X 3-1/2" Long



- 500-2**
- 15-8**

CGA-540 OXYGEN For Pressures up to 3000 psig

- 62** Nut 1-1/8" Hex RH Female
- 63** Nipple 1/4" NPT X 2-1/16" Long
- 63-CV** Nipple 1/4" NPT X 2" Long w/Check Valve
- 66** Nipple 1/4" NPT X 2-1/2" Long
- 69** Nipple 1/4" NPT X 3" Long



- 62**
- 63**

CGA-577 OXYGEN For Pressures up to 3001-4000 psi Max

- 577-2** Nut 1-1/4" Hex RH Female
- 577-4SF** Nipple w/Filter 1/4" NPT X 3" Long



- 577-2**
- 577-4SF**








CGA-580 For Pressures up to 3000 psig Max

- 92** Nut 1-1/8" Hex RH Male
- 15-3** Nipple 1/4" NPT X 3" Long
- 15-8** Nipple 1/4" NPT X 2-1/2" Long
- 15-8CV** Nipple 1/4" NPT X 2-1/2" Long w/Check Valve



- 15-3**
- 92**

NOTE: Nipples available with filters. Add SF to part number. (Example: 15-8SF)

HOSE SPLICERS for pressures up to 200 psig		
45	3/16" Hose Barb to 3/16" Hose Barb	w/Round Stop
46	5/16" Hose Barb to 5/16" Hose Barb	w/Round Stop
56	5/16" Hose Barb to 5/16" Hose Barb	w/Out Stop
53	1/8" Hose Barb to 1/8" Hose Barb	w/Out Stop
44	1/4" Hose Barb to 1/4" Hose Barb	w/Round Stop
		 44
90° and 45° FITTINGS for pressures up to 3000 psig		
BEL-4HP	1/4" NPT x 1/4" NPT	90° Female x Female
BL-2HP	1/8" NPT x 1/8" NPT	90° Female x Male
BL-4HP	1/4" NPT x 1/4" NPT	90° Female x Male
BSL-4HP	1/4" NPT x 1/4" NPT	45° Female x Male
		 BEL-4HP
3 WAY and 4 WAY CONNECTORS for pressures up to 3000 psig		
BCR-4HP	1/4" NPT	4-Way Female
BFT-2HP	1/8" NPT	3-Way Female
BFT-4HP	1/4" NPT	3-Way Female
		 BFT-4HP
PIPE THREAD TEES for pressures up to 3000 psig		
BMT-2HP	1/8" NPT	(Branch)
BMT-4HP	1/4" NPT	(Branch)
BST-4HP	1/4" NPT	(Street)
PIPE THREAD ADAPTORS for pressures up to 3000 psig		
BA-4-2HP	1/4" NPT Female x 1/8" NPT Male	
BA-4HP	1/4" NPT Female x 1/4" NPT Male	
B-2HP	1/8" NPT Male x 1/8" NPT Male	
B-4HP	1/4" NPT Male x 1/4" NPT Male	
BF-2HP	1/8" NPT Female x 1/8" NPT Female	
BF-4HP	1/4" NPT Female x 1/4" NPT Female	
B-4-2HP	1/4" NPT Male x 1/8" NPT Male	
BF-4-2HP	1/4" NPT Female x 1/8" NPT Female	
		 BF-4HP
PIPE THREAD EXTENSIONS for pressures up to 3000 psig		
BE-2-25HP	1/8" NPT Female to Male	2-1/2" Long 9/16" Hex
BE-4-3HP	1/4" NPT Female to Male	3" Long 3/4" Hex
		 BE-4-3HP
PIPE THREAD CAPS & PLUGS for pressures up to 3000 psig		
PC-2HP	1/8" NPT Female Cap	
PC-4HP	1/4" NPT Female Cap	
P-4HP	1/4" NPT Male Hex Plug	
		 PC-4HP
PIPE THREAD NIPPLES for pressures up to 3000 psig		
BN-2-25HP	1/8" NPT Male	2-1/2" Long
BN-4-15HP	1/4" NPT Male	1-1/2" Long
BN-4-20HP	1/4" NPT Male	2" Long
BN-4-35HP	1/4" NPT Male	3-1/2" Long
BN-4-50HP	1/4" NPT Male	5" Long
		 BN-4-20HP

BRASS NON-CHROME PLATED FITTINGS

BRASS FITTINGS 200 PSI MAX

Bushings, Adaptors, Couplers, Hose Adaptors

Cleaned for Oxygen Service

Used in clinical workshops, backroom installations, maintenance departments

Not recommended for medical environmental applications

BUSHINGS

- 136** 1/8" NPT Male to DISS 1240 Male
- 30** DISS 1240 Male to DISS 1240 Male
- 32** 1/4" NPT Male to DISS 1240 Male



90° AND 45° ADAPTORS

- 107** 90° DISS 1240 Male to DISS 1240 Female
- 127** 45° 1/4" NPT Male to DISS 1240 Male
- 253** 90° 1/4" NPT Male to DISS 1240 Male



SWIVEL BUSHINGS

- 123** 1/4" NPT Male to DISS 1240 Female Swivel
- 153** DISS 1240 Female to 1/4" NPT Male
- 234** 1/4" NPT Female to DISS 1240 Female Swivel
- 244** 1/4" NPT Female to DISS 1240 Male
- 24-0** DISS 1240 Female Swivel to 1/4" Hose Barb



BARBED HOSE CONNECTORS

- 548** 1/8" NPT Male to 1/8" Hose Barb
- 545** 1/8" NPT Male to 1/4" Hose Barb
- 549** 1/4" NPT Male to 1/8" Hose Barb
- 541** 1/4" NPT Male to 1/4" Hose Barb
- 542** 1/4" NPT Male to 5/16" Hose Barb
- 552** 1/8" NPT Female to 1/4" Hose Barb
- 555** 1/4" NPT Female to 1/4" Hose Barb
- 556** 1/4" NPT Female to 5/16" Hose Barb

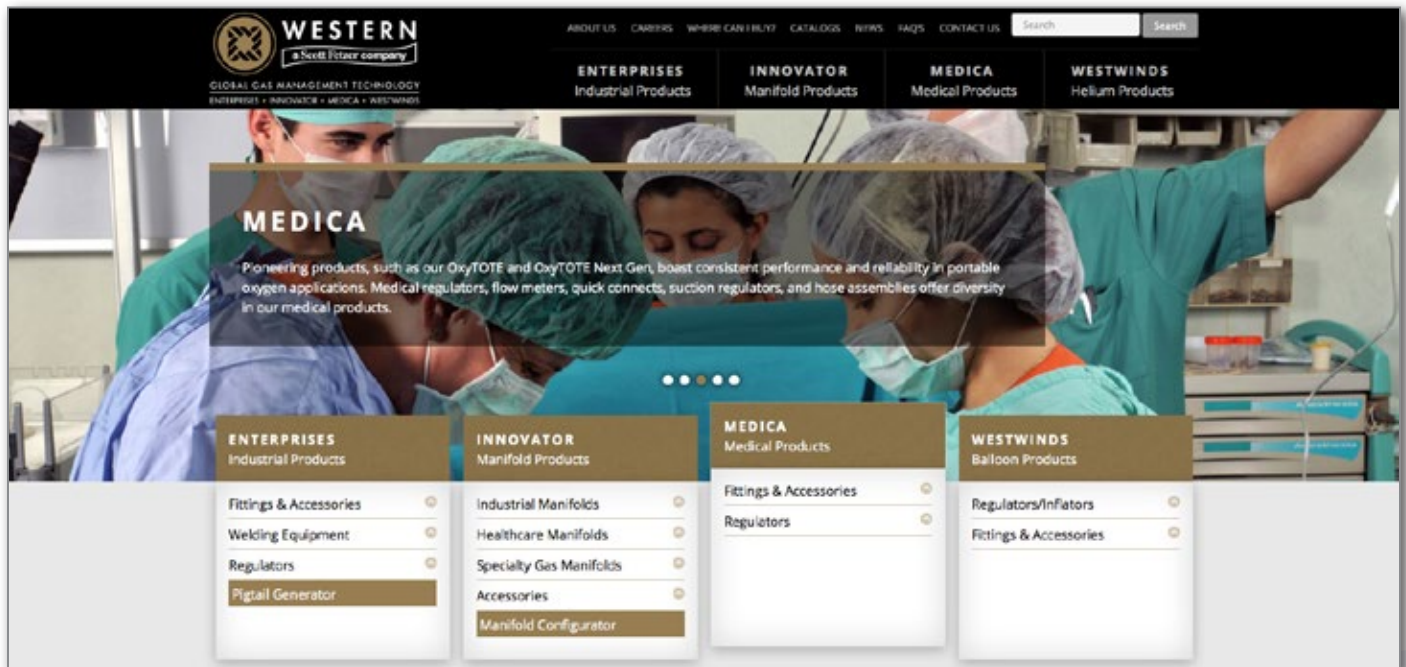


WESTERN MAKES IT EASIER...

Interested in the benefits of gas manifolds, but not interested in the complexities?

Let Western's team of experienced sales, technical support, and engineering be your partner.

Western knows the gas manifold specification process is complex. The Western Manifold Configurator helps to demystify the complexity of selecting the right manifold for your application. The Western Manifold Configurator will simplify the complex.



Visit www.westernenterprises.com/configurator/ to activate our team that will work alongside you to determine your manifold needs, recommend a specific solution, and deliver a quality product to achieve success during the process.



FHM2

- Fully Automatic Changeover System
- Digital Display of line pressure and individual bank pressure
- Visual alarm for bank depleted status



HGM2

- Semi Automatic Changeover System
- Easy to read digital displays show line pressure and individual bank pressure
- Manually designate which bank is primary and which bank is in reserve with handle

WESTERN'S MEDICAL MANIFOLDS

GENERAL DESCRIPTION

The FHM2, HGM2, and AGM2 Series manifolds are automatic systems designed for medical applications that require uninterrupted gas service throughout the cylinder bank changeover cycle.

These systems meet NFPA 99 requirements for safety and performance. The FHM2, HGM2, and AGM2 Series manifolds are appropriate for a wide range of medical gas applications in hospitals, dental clinics, and other healthcare facilities. All systems are 100% assembled and tested by Western before they are shipped.

The manifold control units feature easy-to-read displays which clearly indicate pressure status of both cylinder banks and line pressure. This eliminates the likelihood of operator error due to misreading.

FHM2, HGM2, AND AGM2 MODELS

These base model control unit include Western's internal dual line regulators which are adjustable from 30-60 psig. These units are used with Oxygen, Air, and some Nitrogen or Helium applications.

FHM2HL, HGM2HL, AND AGM2HL MODELS

These models are designed to be used specifically with CO₂ and N₂O applications. These control units include heated inlet lines and Western's internal dual line regulators which are adjustable from 30-60 psig.

FHM2HP, HGM2HP, AND AGM2HP MODELS

These models are designed for applications that need a higher delivery pressure. The control units include Western's internal dual line regulators which are adjustable from 100-190 psig. This unit is typically used with some Nitrogen or Helium systems.

How To Order

Specify: Control Type (V) – Service (W) – Number of Cylinders (X) Header Configuration (Y) – Mounting (Z)

Example 1: FHM2HP-7-6 represents FHM2HP with nitrogen gas service with a standard header configuration of 3 cylinders per side which is mounted on the wall.

GAS SERVICE (W)

(2) Air	CGA-346
(4) Carbon Dioxide	CGA-320
(5) Helium	CGA-580
(7) Nitrogen	CGA-580
(8) Nitrous Oxide	CGA-326
(9) Oxygen	CGA-540

STANDARD FEATURES

- Compliant with NFPA 99 requirements
- Systems automatically change over to the secondary cylinder bank when the primary bank is depleted
- Service is uninterrupted during change over
- Display lights indicate when system is operating normally or when a cylinder bank is depleted
- Digital read outs can be displayed in psig, KPa, or Bar (FHM2 and HGM2)
- Cabinet cover and sides can be removed easily for quick maintenance
- Ability to hook-up to remote alarms up to 3 volts 30 VDC or 2 amps 250 VAC
- Pigtails with permanent end connections include check valves on inlets
- Copper pigtails with all oxygen systems
- Headers are constructed as a single unit and labeled for your specific gas service and include CGA check valve bushings at each inlet location
- 3000 psig maximum inlet pressure (2000 psig for CO₂ and N₂O)
- Manifold outlet is ½" NPT Male
- Cabinet dimensions: 16" W x 21" H x 10" D















AGM2

- Semi Automatic Changeover System
- Analog Gauges show line pressure and individual bank pressure
- Manually designate which bank is primary and which bank is in reserve with handle











HEADER CONFIGURATION (Y)	MOUNTING (Z)
<p>BLANK—Standard 10" on Center</p>	<p>BLANK = Wall mount</p> <p>F = Floor mounted</p>
<p>V—Vertical crossover 10" on Center</p>	
<p>S—Staggered 5" on Center</p>	
<p>C—Crossover 10" on Center</p>	
<p>U-Shaped – Drawing Required</p>	
<p>L-Shaped – Drawing Required</p>	














Standard. Medical Cylinder Pin Index Valve Yokes And Threaded
Cylinder Connections for Pressures up to 3000psi (20680kPa)

YOKE	THREAD	GAS ASSIGNMENT
870	540	 Oxygen
880	280	 Carbon Dioxide & Oxygen Mixture (CO ₂ not over 7.0%)
890	280	 Helium & Oxygen Mixtures (Helium not over 80%)
890	280	 Nitrogen & Oxygen Mixtures (O ₂ over 23.5%)
890	280	 Xenon & Oxygen Mixtures (O ₂ over 20%)
910	326	 Nitrous Oxide
930	500	 Helium & Helium Oxygen Mixtures (Helium over 80%)
940	500	 Carbon Dioxide & Carbon Dioxide Oxygen Mixtures (CO ₂ over 7%)
950	346	 Medical Air
965	280	 Nitrous Oxide & Oxygen Mixture (N ₂ O 47.5 to 52.5%)
960	580	Nitrogen
973	500	 Nonflammable, Noncorrosive Gas Mixtures Labeled as Drugs or Medical Devices and not having another Connection Assignment * *This is the yoke connection for gas mixtures used with the CGA 500, which are not otherwise assigned.
973	500	 Carbon Dioxide, Oxygen, Nitrogen
973	500	Clinical Blood Gas Mixtures
973	500	Lung Diffusion Mixtures

DISS Connections 200 psi Max.

DISS	GAS ASSIGNMENT
1020A	Special Mixtures (for limited experimental applications)
1040A	 Nitrous Oxide
1060A	 Helium, Helium-Oxygen Mixtures (Helium over 80%)
1080A	 Carbon Dioxide, Carbon Dioxide-Oxygen Mixtures (Carbon Dioxide over 7%)
1100A	
1120A	 Nitrogen
1140A	Ethylene
1160A	 Medical Air
1180A	 Oxygen-Helium Mixtures (Helium not over 80%)
1200A	 Oxygen-Carbon Dioxide Mixtures (Carbon Dioxide not over 7%)
1220	Suction (Vacuum)
1240	 Oxygen
2020	 Nitrous Oxide-Oxygen Mixtures (Nitrous Oxide 47.5% to 52.5%)
2040	 Oxygen or Oxygen Enriched Air Mixtures
2060	Xenon
2080	Instrument Air
2220	Gas Evacuation

MEDICAL COLOR CODES

 Carbon Dioxide	 Nitrous Oxide/Oxygen Mix
 Helium	 Carbon Dioxide/Oxygen Mix
 Medical Air	 Helium/Oxygen Mix
 Nitrogen	 Nitrogen/Oxygen Mix
 Nitrous Oxide	 Xenon/Oxygen Mix
 Oxygen	

EASY GUIDE TO WESTERN MEDICA PART NUMBERS

MEDICAL GAS FITTINGS

HOW IT WORKS:

M24-1

(M=Medical 24=DISS 1240 1= Part#)

Medical Oxygen DISS Nut

M54-1

(M=Medical 54=CGA-540 1=Part #)

Medical Oxygen Cylinder Nut

M87-1

(M=Medical 87=CGA-870 1=Part #)

Medical Oxygen Yoke

MEDICAL GAS REGULATORS

Part Number- **M1-540-FG**

(M=Medical 1=Single Stage 540=CGA-540 FG=Flow Gauge)

Description: Medical Single-Stage Oxygen Flow Gauge Regulator



GLOBAL GAS MANAGEMENT TECHNOLOGY
ENTERPRISES • INNOVATOR • MEDICA • WESTWINDS

ISO 9001/ISO 13485 Registered Quality System

Western/Scott Fetzer Co.
875 Bassett Road
Westlake, Ohio 44145-1142
440.871.2160
Fax: 440.835.8283
800.783.7890
www.westernenterprises.com

B20443 ECN-16280 (1404)