








Clean-Up Process		
1		<p>Inspect</p> <p>Remove any trash and blow out the air vents. Vacuum the interior of the truck. Inspect the carpet and upholstery for any heavily soiled stains that may require a pre-spot treatment.</p>
2		<p>Clean Interior and Glass</p> <p>Clean interior vinyl and leather using 3M™ All Purpose Cleaner and Degreaser at a 1:30 dilution ratio. Clean the interior and the exterior of the windows with glass cleaner. Use an extractor on carpet or fabric as needed.</p>
3		<p>Rinse Truck Exterior</p> <p>Scrub, pressure wash, and rinse any areas where pre-cleaner was applied. Rinse the entire vehicle to remove loose dirt and debris.</p>
4		<p>Wash Truck Exterior</p> <p>Pre-soak any remaining bugs, soiled areas or compound residue using 3M™ All Purpose Cleaner and Degreaser at a 1:15 ratio. Wash the entire vehicle, then rinse. Dry, using a water blade or chamois as needed.</p>
5		<p>Apply Tire Dressing</p> <p>Dress the tires with a silicone-free tire dressing, being sure to remove the excess with an absorbent cloth.</p>
6		<p>Final Detail</p> <p>Apply a body shop safe spray detailer to the vehicle's exterior surfaces by misting on and wiping off. Spray detailer will remove any compound residue, dust or fingerprints and will also improve gloss.</p>

Visit 3MCollision.com for more SOPs and videos

Product List	
<p>3M™ Detailing Diluter, PN 37721</p> <hr/>	
<p>3M™ All Purpose Cleaner and Degreaser Concentrate, 1 gallon, PN 38350</p> <hr/>	
<p>3M™ Car Wash Soap Concentrate, 1 gallon, PN 38377</p> <hr/>	
<p>3M™ Glass Cleaner Concentrate, 1 gallon, PN 38399</p> <hr/>	
<p>3M™ Detailing Spray Bottle, PN 37716</p> <hr/>	
<p>3M™ Spray Trigger Nozzle Head, PN 37717 or PN 37718</p> <hr/>	
<p>3M™ Silicone Free Tire Dressing, 1 gallon, PN 38327</p> <hr/>	
<p>3M™ Perfect-It™ III Truck Detailing Cloth, PN 06020</p> <hr/>	
<p>3M™ Perfect-It™ Clean and Shine, 16 oz., PN 06084</p>	

Think About Your Health	
<p>3M™ E-A-R™ Skull Screws™ Ear Plug, PN P1300</p> <hr/>	
<p>3M™ Half Facepiece Respirator, PN 07182</p> <hr/>	
<p>3M™ Virtua™ CCS Protective Eyewear with Foam Gasket, PN 11872</p>	
<p>Not a complete list. Select protective eyewear, appropriate gloves, hearing protection, respirator and protective clothing based on your job and exposure assessment.</p>	

Individual Product Instruction and Safety Information

For individual product instructions and applicable precautions see product labels and associated literature for the individual product at www.3MCollision.com

For product material safety data sheets see www.3MCollision.com

Technical Information: The technical information, recommendations and other statements contained in this document are based upon tests or experience that 3M believes are reliable, but the accuracy or completeness of such information is not guaranteed.

Product Use: Many factors beyond 3M's control and uniquely within user's knowledge and control can affect the use and performance of a 3M product in a particular application. Given the variety of factors that can affect the use and performance of a 3M product, user is solely responsible for evaluating the 3M product and determining whether it is fit for a particular purpose and suitable for user's method of application.

Warranty, Limited Remedy and Disclaimer: Unless an additional warranty is specifically stated on the applicable 3M product packaging or product literature, 3M warrants that each 3M product meets the applicable 3M product specification at the time 3M ships the product. 3M MAKES NO OTHER WARRANTIES OR CONDITIONS, EXPRESS OR IMPLIED, INCLUDING, BUT NOT LIMITED TO, ANY IMPLIED WARRANTY OR CONDITION OF MERCHANTABILITY OR FITNESS FOR A PARTICULAR PURPOSE OR ANY IMPLIED WARRANTY OR CONDITION ARISING OUT OF A COURSE OF DEALING, CUSTOM OR USAGE OF TRADE. If the 3M product does not conform to this warranty, then the sole and exclusive remedy is, at 3M's option, replacement of the 3M product or refund of the purchase price.

Limitation of Liability: Except where prohibited by law, 3M will not be liable for any loss or damage arising from the 3M product, whether direct, indirect, special, incidental or consequential, regardless of the legal theory asserted, including warranty, contract, negligence or strict liability.



**3M Automotive
Aftermarket Division**
3M Center
Building 223-6N-01
St. Paul, MN 55144-1000
U.S.A.
www.3MCollision.com

Please recycle. Printed in U.S.A.
© 3M 2015. All rights reserved.
(Rev 9/2015)

3M, Accuspray, Body Schutz, Cubitron, E-A-R, Hookit, Lexa, Platinum, PPS, Rocker Gard, Roloc, Scotch, Scotchblok, ScotchBlue, Scotch-Brite, Skull Screws and Trizact are trademarks of 3M Company