



**Your experts for
safety, facility
and equipment
identification**

Product Catalog

Group Lockout Boxes

BradyID.com/s36



Metal Wall-Mounted Group Lockout Boxes

- Made of durable, powder-coated steel with key slot on top
- Clear window slides out when locks are removed
- Comes with key pegs and ID labels
- Wall-mounting holes and hardware
- Small lock box: 7 in. x 8 in. x 2.25 in. 7 key pegs that hold 5 keys each, 7 lock holes along bottom
- Large lock box: 7 in. x 16 in. x 2.25 in. 15 key pegs that hold 5 keys each, 12 lock holes along bottom

| Catalog # | Description |
|-----------|----------------------|
| 105714 | Small Metal Lock Box |
| 105715 | Large Metal Lock Box |

Padlocks sold separately.



Acrylic Wall-Mounted Group Lockout Boxes

- Made of acrylic plastic with transparent front cover
- Includes pre-drilled holes for easy wall mounting
- Pre-attached plastic hooks for hanging keys, tag stubs, etc.
- Small: 3 key hooks, max 6 locks
- Medium: 8 key hooks, max 10 locks
- Large: 18 key hooks, max 14 locks

| Catalog # | Description | Size |
|-----------|-------------|-------------------------------|
| LG003E | Small | 6 in. x 6 in. x 2.5 in. |
| LG008E | Medium | 7.5 in. x 12 in. x 2.5 in. |
| GLOBOX | Large | 7.5 in. x 15.75 in. x 2.5 in. |

Padlocks sold separately.



Wall-Mounted Group Lockout Box

- Injection molded for extra durability
- Excellent chemical and heat resistance
- Slot in front allows keys to be inserted when locked
- Includes pre-drilled holes for easy wall mounting
- 6 interior hooks for hanging keys/locks
- Lock rails hold up to 8 padlocks
- Dimensions: 6.2 in. x 4 in. x 5.25 in.

| Catalog # | Description |
|-----------|--------------------------|
| 50938 | Miniature Wall Lock Box |
| 50939 | Extra Key Hooks (12/Pkg) |

Padlocks sold separately.

Lockout Tagout



Portable / Wall-Mounted Plastic Group Lockout Box

- Durable plastic lockbox with transparent windows
- Excellent chemical and heat resistance
- Slot in front allows for keys to be inserted when box is locked
- Pre-drilled holes for wall mounting
- 12 interior hooks for keys or locks
- Lock rails hold up to 16 padlocks
- Size: 7.25 in. x 8.25 in. x 4.25 in.

| Catalog # | Description |
|-----------|---------------------------|
| 50937 | Portable Plastic Lock Box |
| 50939 | Extra Key Hooks (12/pkg) |

Padlocks sold separately.




Portable / Wall-Mounted Group Lockout Box

- Powder-coated steel lock box includes a removable handle for portability as well as holes for wall mounting
- Accommodates 8-10 locks
- Dimensions: 6 in. x 15 in. x 3 in.

| Catalog # | Description |
|-----------|---------------------|
| LG252M | Metal Wall Lock Box |

Padlocks sold separately.



SHOCK-STOP™ Group Lockout Box

- Combines lock box with storage board for hasps
- Lock box accommodates up to 6 locks and provides rail for storing locks
- Includes two SHOCK-STOP™ hasps, mounting hardware and instructions
- Size: 16.25 in. x 10.25 in. x 2.25 in.


| Catalog # | Description |
|-----------|----------------------------|
| 87692 | Group Lock Box (w/2 hasps) |
| 87693 | Hasp (5/pkg) |

Padlocks sold separately.



Padlock and Tag Carrier

- Convenient transportation and storage of 12 locks, keys, tags and hasps all in one place
- Reduces the amount of lost or misplaced padlocks and hasps
- Offset design for flush wall mounting, equipment mounting or hanging on a belt clip
- Available with or without padlocks
- Carrier Components
 - 1 - Lock and Tag Carrier
 - 2 - Small Carabineers
 - 1 - Large Carabineer
 - 1 - Coiled Key Strap
 - 3 - Labels in English / French / Spanish
 - 3 - Write-on Lockout Procedure Tags
 - Optional: nylon padlocks and hasps



| Catalog # | | Color | Includes |
|-----------|------------------------------------|----------------|---|
| 148866 | Padlock and Tag Carrier | Red Carrier | - |
| 148865 | Padlock and Tag Carrier | Yellow Carrier | - |
| 148862 | Padlock and Tag Carrier | Blue Carrier | - |
| 148861 | Padlock and Tag Carrier | Green Carrier | - |
| 148864 | Padlock and Tag Carrier Kit | Red Carrier | 6 Red Keyed Alike 6 Yellow Keyed Alike 2 Hasps |
| 148869 | Padlock and Tag Carrier Kit | Red Carrier | 3 Red Keyed Alike 3 Yellow Keyed Alike 3 Blue Keyed Alike 3 Green Keyed Alike 2 Hasps |
| 148867 | Padlock and Tag Carrier Kit | Red Carrier | 12 Red Keyed Different 2 Hasps |
| 148863 | 10 Write-On Lockout Procedure Tags | | |



Padlock Stations

- Constructed of 14 gauge steel with red plastic coating
- Small: 2.25 in. x 3 in. x 1.25 in., holds up to 4 padlocks
- Large: 3 in. x 16 in. x 1.25 in., holds up to 24 padlocks

| Catalog # | Description |
|-----------|-----------------------|
| LR060E | Small Padlock Station |
| LR360E | Large Padlock Station |

Padlocks sold separately.



Enclosed Padlock Storage Modules

- Constructed of sintra with lockable, transparent acrylic doors
- Provides safe storage and controls access to padlocks
- Small: 15 in. x 15 in. x 3.5 in., holds 16 locks
- Large: 30 in. x 15 in. x 3.5 in., holds 40 locks

| Catalog # | Description |
|-----------|------------------------------|
| 65240 | Small Padlock Storage Module |
| 65241 | Large Padlock Storage Module |

Padlocks sold separately.



Steel Lockout Padlock Control Centers

- Constructed of red powder-coated 22 gauge steel
- Each metal hook can hold 2 locks
- Two keys supplied for cabinet lock
- Small: 10 in. x 12 in. x 2 in., holds 16 locks
- Large: 15.5 in. x 18 in. x 2 in., holds 32 locks

| Catalog # | Description |
|-----------|------------------------------|
| LR008E | Small Padlock Control Center |
| LR018E | Large Padlock Control Center |

Padlocks sold separately.

Lockout Tagout

Lockout Tags

BradyID.com/s36

OSHA Lockout Tagout Regulations

The following requirements apply only to tags used as tagout devices (i.e., tags used alone without locks). Tags used in combination with locks are not required to meet the same restrictions as tagout devices.

Tagout devices must:

- Be provided by the employer
- Be standardized by size, shape or color
- Be distinguishable from tags used for other purposes
- Be understandable to all employees
- Identify the individual who applied the tag
- Withstand the usage environment to which they are exposed for the maximum period of time that exposure is intended. Tag should not deteriorate or the message become illegible when exposed to weather, wet or damp conditions, chemical or corrosive environments
- Employ a means of attachment that is substantial enough to prevent accidental removal. The means of attachment must be of a non-reusable type, attachable by hand, self-locking and non-releasable with a minimum unlocking strength of no less than 50 pounds
- Warn against hazardous conditions if the machine or equipment is energized
- Tag shall also include a legend such as the following: Do Not Operate, Do Not Start, Do Not Open, Do Not Close, etc.

Standard Lockout Tags

Communicate safety and lockout information at the point of need with the wide selection of OSHA-compliant lockout tagout tags from Brady. Tags come in a variety of materials and legends to suit your application needs.

How to order tags

1. Select from the materials below based on your application
2. Choose the tag legend for your tag
3. Order by part number for desired reverse side legend



Materials Options:



Heavy-Duty Polyester (B-837)

- Durable polyester laminate completely encapsulates and protects graphics
- Designed to withstand moisture, grease, chemicals and extreme temperatures
- Accepts pencil, pen and marker. Pen and marker can be completely erased using isopropyl alcohol
- Exceeds OSHA pull requirement withstanding up to 80 lbs. of pull force
- Tag size 5.75 in. x 3 in.
- 0.375 in. dia. heavy-duty brass grommet
- Includes OSHA-compliant nylon fasteners
- 2-year outdoor fade resistance



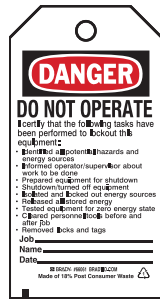
Economy Polyester (B-851)

- Rigid polyester surface is easy to write on and stays legible longer than cardstock
- Exceeds OSHA 50 lb. pull requirement for tagout devices
- Tag size 5.75 in. x 3 in.
- 0.375 in. dia. rolled brass eyelet accepts most padlock shackles
- Includes OSHA-compliant nylon fasteners
- Provides good outdoor UV resistance
- 3- to 5-year outdoor fade resistance



Cardstock (B-853)

- Cost-effective tags designed for one-time use
- Does NOT meet OSHA 50 lb. pull test for tagout devices, but can be used in conjunction with locks (see OSHA tag requirements above)
- Tag size 5.75 in. x 3 in.
- 0.375 in. dia. rolled brass eyelet accepts most padlock shackles
- Includes attachment strings



| Catalog # | Reverse Legend | Qty. |
|-----------------------------|----------------|------|
| Heavy-Duty Polyester | | |
| 65502 | Side B | 25 |
| 65535 | Side F | 25 |
| 65670 | Side G | 25 |
| Economy Polyester | | |
| 66050 | Side B | 25 |
| 66051 | Side F | 25 |
| 66052 | Side G | 25 |
| Cardstock | | |
| 65407 | Side B | 25 |
| 65408 | Side F | 25 |
| 65440 | Side G | 25 |

| Catalog # | Reverse Legend | Qty. |
|-----------------------------|----------------|------|
| Heavy-Duty Polyester | | |
| 65520 | Side B | 25 |
| 65525 | Side F | 25 |
| 65671 | Side G | 25 |
| Economy Polyester | | |
| 66063 | Side B | 25 |
| 66064 | Side F | 25 |
| 66065 | Side G | 25 |
| Cardstock | | |
| 65451 | Side B | 25 |
| 65452 | Side F | 25 |
| 65453 | Side G | 25 |

| Catalog # | Reverse Legend | Qty. |
|-----------------------------|----------------|------|
| Heavy-Duty Polyester | | |
| 65515 | Side B | 25 |
| 65524 | Side F | 25 |
| 133489 | Side G | 25 |
| Economy Polyester | | |
| 66061 | Side B | 25 |
| 66062 | Side F | 25 |
| 133490 | Side G | 25 |
| Cardstock | | |
| 133491 | Side B | 25 |
| 65450 | Side F | 25 |
| 133492 | Side G | 25 |

| Catalog # | Reverse Legend | Qty. |
|-----------------------------|----------------|------|
| Heavy-Duty Polyester | | |
| 65526 | Side B | 25 |
| 65527 | Side F | 25 |
| 133493 | Side G | 25 |
| Economy Polyester | | |
| 66066 | Side B | 25 |
| 66067 | Side F | 25 |
| 133494 | Side G | 25 |
| Cardstock | | |
| 65454 | Side B | 25 |
| 65455 | Side F | 25 |
| 133495 | Side G | 25 |

| Catalog # | Reverse Legend | Qty. |
|-----------------------------|----------------|------|
| Heavy-Duty Polyester | | |
| 65505 | Side B | 25 |
| 65523 | Side F | 25 |
| 133496 | Side G | 25 |
| Economy Polyester | | |
| 133497 | Side B | 25 |
| 133498 | Side F | 25 |
| 133499 | Side G | 25 |
| Cardstock | | |
| 65445 | Side B | 25 |
| 65446 | Side F | 25 |
| 133544 | Side G | 25 |



| Catalog # | Reverse Legend | Qty. |
|-----------------------------|----------------|------|
| Heavy-Duty Polyester | | |
| 65503 | Side B | 25 |
| 65521 | Side F | 25 |
| 133545 | Side G | 25 |
| Economy Polyester | | |
| 66053 | Side B | 25 |
| 66054 | Side F | 25 |
| 133546 | Side G | 25 |
| Cardstock | | |
| 65441 | Side B | 25 |
| 65442 | Side F | 25 |
| 133547 | Side G | 25 |

| Catalog # | Reverse Legend | Qty. |
|-----------------------------|----------------|------|
| Heavy-Duty Polyester | | |
| 65504 | Side B | 25 |
| 65522 | Side F | 25 |
| 133548 | Side G | 25 |
| Economy Polyester | | |
| 66055 | Side B | 25 |
| 66056 | Side F | 25 |
| 133549 | Side G | 25 |
| Cardstock | | |
| 65443 | Side B | 25 |
| 65444 | Side F | 25 |
| 133550 | Side G | 25 |

| Catalog # | Reverse Legend | Qty. |
|-----------------------------|----------------|------|
| Heavy-Duty Polyester | | |
| 133551 | Side B | 25 |
| 133552 | Side F | 25 |
| 133553 | Side G | 25 |
| Economy Polyester | | |
| 50198 | Side B | 25 |
| 50199 | Side F | 25 |
| 133554 | Side G | 25 |
| Cardstock | | |
| 133555 | Side B | 25 |
| 50250 | Side F | 25 |
| 133556 | Side G | 25 |

| Catalog # | Reverse Legend | Qty. |
|-----------------------------|----------------|------|
| Heavy-Duty Polyester | | |
| 65506 | Side B | 25 |
| 65534 | Side F | 25 |
| 133557 | Side G | 25 |
| Economy Polyester | | |
| 133558 | Side B | 25 |
| 66060 | Side F | 25 |
| 133559 | Side G | 25 |
| Cardstock | | |
| 65447 | Side B | 25 |
| 65448 | Side F | 25 |
| 133560 | Side G | 25 |



| Catalog # | Reverse Legend | Qty. |
|-----------------------------|----------------|------|
| Heavy-Duty Polyester | | |
| 133561 | Side B | 25 |
| 50258 | Side F | 25 |
| 133562 | Side G | 25 |
| Economy Polyester | | |
| 133563 | Side B | 25 |
| 133564 | Side F | 25 |
| 133565 | Side G | 25 |
| Cardstock | | |
| 50261 | Side B | 25 |
| 133566 | Side F | 25 |
| 133567 | Side G | 25 |

Lockout Tagout

Can't find what you're looking for?

Call your Brady Representative to find out more about custom solutions.

Reverse Legend Options



Lockout Tags

BradyID.com/s36

new



RipTag™ Safety Tag Rolls

- Complete and convenient take-it-with-you system for tagging
- Includes a bulk roll of tags that easily tear off and cable ties for quick attachment
- B-851 polyester tags comply with OSHA's 50 lb. pull force regulation for lockout tagout



150502 5.75 in x 3 in 250/roll
150501 5.75 in x 3 in 100/roll



150504 5.75 in x 3 in 250/roll
150503 5.75 in x 3 in 100/roll

Lockout Tagout



ToughWash® Metal-Detectable Tags

- ToughWash B-869 polypropylene tags feature in-molded, protected graphics for use in harsh washdown environments
- With metal and X-ray detectable properties, these tags won't compromise your food safety
- Durable plastic-encapsulated material withstands harsh washdown environments with temperatures up to 175° F (80° C) and pressure up to 1500 PSI
- Includes 10 metal-detectable cable ties



145766 5 in. x 3 in. 10 pk



145767 5 in. x 3 in. 10 pk



145768 5 in. x 3 in. 10 pk



145769 5 in. x 3 in. 10 pk



Extra Metal Detectable Ties

145588 7" ToughWash Ties 10 pk
145589 7" ToughWash Ties 100 pk



Spanish Lockout Tags

- **B-837 Heavy-Duty Laminated Polyester Tags** meet OSHA's 50 lb. pull force requirement and have superior chemical resistance and 2 year outdoor fade resistance. Nylon ties included.
- **B-851 Economy Polyester Tags** meet OSHA's 50 lb. pull force requirement, have moderate chemical resistance and 3-5 year outdoor fade resistance. Nylon ties included.
- **B-853 Cardstock Tags** are a economical, yet durable material option. Attachment strings included.



98219 5.75 in. x 3 in. B-837 25/pk



121514 5.75 in. x 3 in. B-851 25/pk

Includes self-laminate flap to protect face of tag and photo.



121515 5.75 in. x 3 in. B-837 25/pk

121516 5.75 in. x 3 in. B-851 25/pk

121517 5.75 in. x 3 in. B-853 25/pk



121518 5.75 in. x 3 in. B-837 25/pk

121519 5.75 in. x 3 in. B-851 25/pk

121520 5.75 in. x 3 in. B-853 25/pk



Mini Safety Lockout Tags

- Heavy-duty plastic tag includes metal grommet for added durability
- Small size makes them ideal for use within electrical panels
- Fasteners sold separately

| Catalog # | Description | Size | Qty. |
|-----------|-----------------|-----------------|------|
| 148824 | Mini Tag | 2.5 in. x 2 in. | 25 |
| 81762 | Nylon Fasteners | 7 in. | 100 |



Self-Laminating Photo Tags

- Include employee photos for easy identification and greater impact
- Constructed of durable B-851 polyester
- Available with or without 1 mil polyester overlay on front
- Includes nylon fasteners



| Catalog # | Description | Size | Qty. |
|-----------|-----------------------|------------------|------|
| 65500 | Unlaminated Photo Tag | 5.75 in. x 3 in. | 25 |
| 65501 | Photo Tag w/ Laminate | 5.75 in. x 3 in. | 10 |
| 96222 | Photo Tag w/ Laminate | 7 in. x 4 in. | 10 |



Detachable Key Stub Tags

- Perforated heavy cardstock tag with detachable key stub
- Matching identification numbers printed on each part
- Includes tie strings and rings for attaching stubs to keys

| Catalog # | Legend | Size | Qty. |
|-----------|----------------------|------------------|------|
| WKT2 | Equipment Locked Out | 5.75 in. x 3 in. | 25 |
| WKT3 | Do Not Operate | 5.75 in. x 3 in. | 25 |



Padlock Tags

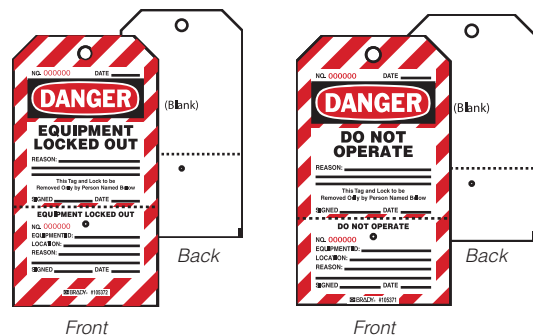
- 0.375 in. metal grommet that fits over most lock shackles
- Dimensions: 3 in. x 2 in. (grommet adds 1 in. to height)

| Catalog # | Legend | Size | Qty. |
|-----------|--------------------------------|----------------------------|------|
| 105722 | Equipment Locked Out | 3 in. x 2 in. plus grommet | 1 |
| 105723 | Do Not Operate | 3 in. x 2 in. plus grommet | 1 |
| 105724 | Do Not Operate English/Spanish | 3 in. x 2 in. plus grommet | 1 |

Two-Part Perforated Tags

- Remove stub when tag is installed. Only the employee in possession of the stub has the authority to remove. After job is completed, return stub to management for verification and monitoring of tagout activity
- Matching identification numbers printed on each part of tag

| Catalog # | Legend | B-# | Size | Qty. |
|-----------|----------------|-----------------|-----------------|------|
| PLLT2 | Locked Out | B-851 polyester | 7.5 in. x 4 in. | 25 |
| CLT2 | Locked Out | B-853 cardstock | 7.5 in. x 4 in. | 25 |
| PLLT4 | Do Not Operate | B-851 polyester | 7.5 in. x 4 in. | 25 |
| CLT4 | Do Not Operate | B-853 cardstock | 7.5 in. x 4 in. | 25 |



Energy Source Tags

BradyID.com/s36

Energy Source Tags


Energy source tags can be used to mark your facility's points of control for energy sources. These tags help make the lockout process quicker, safer and easier.

These energy source tags are made of plastic and available with color coded and alpha numeric options. A variety of pre-printed energy source tags are available or they can be customized to meet your specific application.


- 1.5 in. x 3 in. tags are constructed with B-401 rigid plastic
- Rounded corners and one hole included
- Choice of number legends supports machines with multiple energy points




Lockout Tagout


| | Catalog # | Legend | Color | Qty. |
|---|-----------|--------|-----------------|------|
| Control Panel | | | | |
|  | 105634 | CP-1 | Orange on White | 5 |
| | 105674 | CP-1 | Orange on White | 25 |
| | 105635 | CP-2 | Orange on White | 5 |
| | 105675 | CP-2 | Orange on White | 25 |
| | 105636 | CP-3 | Orange on White | 5 |
| | 105676 | CP-3 | Orange on White | 25 |
| | 105637 | CP-4 | Orange on White | 5 |
| | 105677 | CP-4 | Orange on White | 25 |
| | 105638 | CP-5 | Orange on White | 5 |
| | 105673 | CP-5 | Orange on White | 25 |


Control Panel tags supplied with an adhesive back.

| | Catalog # | Legend | Color | Qty. |
|---|-----------|--------|--------------|------|
| Electrical | | | | |
|  | 105639 | E-1 | Red on White | 5 |
| | 105679 | E-1 | Red on White | 25 |
| | 105640 | E-2 | Red on White | 5 |
| | 105680 | E-2 | Red on White | 25 |
| | 105641 | E-3 | Red on White | 5 |
| | 105681 | E-3 | Red on White | 25 |
| | 105642 | E-4 | Red on White | 5 |
| | 105682 | E-4 | Red on White | 25 |
| | 105643 | E-5 | Red on White | 5 |
| | 105683 | E-5 | Red on White | 25 |


Electrical tags supplied with an adhesive back.


| | Catalog # | Legend | Color | Qty. |
|---|-----------|--------|-----------------|------|
| Gas | | | | |
|  | 105669 | G-1 | Purple on White | 5 |
| | 105709 | G-1 | Purple on White | 25 |
| | 105670 | G-2 | Purple on White | 5 |
| | 105710 | G-2 | Purple on White | 25 |
| | 105671 | G-3 | Purple on White | 5 |
| | 105711 | G-3 | Purple on White | 25 |
| | 105672 | G-4 | Purple on White | 5 |
| | 105712 | G-4 | Purple on White | 25 |
| | 105673 | G-5 | Purple on White | 5 |
| | 105713 | G-5 | Purple on White | 25 |

| | Catalog # | Legend | Color | Qty. |
|---|-----------|--------|---------------|------|
| Pneumatic / Air | | | | |
|  | 105654 | P-1 | White on Blue | 5 |
| | 105694 | P-1 | White on Blue | 25 |
| | 105655 | P-2 | White on Blue | 5 |
| | 105695 | P-2 | White on Blue | 25 |
| | 105656 | P-3 | White on Blue | 5 |
| | 105696 | P-3 | White on Blue | 25 |
| | 105657 | P-4 | White on Blue | 5 |
| | 105697 | P-4 | White on Blue | 25 |
| | 105658 | P-5 | White on Blue | 5 |
| | 105698 | P-5 | White on Blue | 25 |

| | Catalog # | Legend | Color | Qty. |
|--|-----------|--------|--------------|------|
| Steam Red | | | | |
|  | 105649 | S-1 | White on Red | 5 |
| | 105689 | S-1 | White on Red | 25 |
| | 105650 | S-2 | White on Red | 5 |
| | 105690 | S-2 | White on Red | 25 |
| | 105651 | S-3 | White on Red | 5 |
| | 105691 | S-3 | White on Red | 25 |
| | 105652 | S-4 | White on Red | 5 |
| | 105692 | S-4 | White on Red | 25 |
| | 105653 | S-5 | White on Red | 5 |
| | 105693 | S-5 | White on Red | 25 |

| | Catalog # | Legend | Color | Qty. |
|--|-----------|--------|-----------------|------|
| Steam Orange | | | | |
|  | 105659 | S-1 | Black on Orange | 5 |
| | 105699 | S-1 | Black on Orange | 25 |
| | 105660 | S-2 | Black on Orange | 5 |
| | 105700 | S-2 | Black on Orange | 25 |
| | 105661 | S-3 | Black on Orange | 5 |
| | 105701 | S-3 | Black on Orange | 25 |
| | 105662 | S-4 | Black on Orange | 5 |
| | 105702 | S-4 | Black on Orange | 25 |
| | 105663 | S-5 | Black on Orange | 5 |
| | 105703 | S-5 | Black on Orange | 25 |

| | Catalog # | Legend | Color | Qty. |
|--|-----------|--------|----------------|------|
| Valve | | | | |
|  | 105664 | V-1 | Black on White | 5 |
| | 105704 | V-1 | Black on White | 25 |
| | 105665 | V-2 | Black on White | 5 |
| | 105705 | V-2 | Black on White | 25 |
| | 105666 | V-3 | Black on White | 5 |
| | 105706 | V-3 | Black on White | 25 |
| | 105667 | V-4 | Black on White | 5 |
| | 105707 | V-4 | Black on White | 25 |
| | 105668 | V-5 | Black on White | 5 |
| | 105708 | V-5 | Black on White | 25 |


| | Catalog # | Legend | Color | Qty. |
|--|-----------|--------|----------------|------|
| Water | | | | |
|  | 105644 | W-1 | White on Green | 5 |
| | 105684 | W-1 | White on Green | 25 |
| | 105645 | W-2 | White on Green | 5 |
| | 105685 | W-2 | White on Green | 25 |
| | 105646 | W-3 | White on Green | 5 |
| | 105686 | W-3 | White on Green | 25 |
| | 105647 | W-4 | White on Green | 5 |
| | 105687 | W-4 | White on Green | 25 |
| | 105648 | W-5 | White on Green | 5 |
| | 105688 | W-5 | White on Green | 25 |



1-Pocket Tag Holder

- Clear plastic holder is designed to hold 50 tags, ties and a marking pen (Tags and pen not included)
- Comes with adhesive strips, magnetic strips and screws for mounting
- Dimensions: 7.5 in. x 4.5 in. x 1.5 in.

| Catalog # | Description |
|-----------|-----------------------------|
| TH2 | 1-Pocket Economy Tag Holder |



Tag Fasteners

- Three fastener styles available to meet every application
- Nylon fasteners meet OSHA requirements for attaching to devices

| Catalog # | Description | Qty. |
|-----------|----------------------------|------|
| 81760 | 12 in. 26 Gauge Wire | 100 |
| 81761 | 8 in. Reusable Beaded Ties | 100 |
| 81762 | 7 in. Nylon Fasteners | 100 |



Pocket Premium Tag Center

- Acrylic center features 8 pockets for displaying and dispensing tags
- Each pocket holds up to 30 tags
- Four pre-drilled holes for wall mounting
- Board: 15.75 in. x 23.5 in. x 2 in.
- Pockets: 4.5 in. x 3.5 in.

| Catalog # | Description |
|-----------|-----------------------------|
| TC8 | 8-Pocket Premium Tag Center |



Magnetic-Backed Protective Envelopes

- Transparent, durable vinyl construction makes it ideal for indoor or outdoor use
- Protects tags and data cards on machinery, valves, switches and more

| Catalog # | Size | Qty. |
|-----------|-------------------|------|
| 81769 | 4.5 in. x 6.5 in. | 10 |
| 81770 | 5.5 in. x 8.5 in. | 10 |



10-Pocket Tag Safety Station

- Made of rugged polycarbonate
- Four pre-drilled holes for wall mounting
- Dimensions: 22 in. x 16.5 in. x 2.25 in.
- Tags not included

| Catalog # | Description |
|-----------|------------------------------|
| 81773 | 10-Pocket Tag Safety Station |



Zip-Lock Protective Envelopes

- Transparent, durable vinyl construction makes it ideal for indoor or outdoor use
- Protects tags and data cards on machinery, valves, switches and more

| Catalog # | Size | Qty. |
|-----------|---------------------------------|------|
| 81765 | 4.5 in. x 6.5 in. (w/o grommet) | 10 |
| 81766 | 4.5 in. x 6.5 in. (w/grommet) | 10 |
| 81767 | 5.5 in. x 8.5 in. (w/o grommet) | 10 |
| 81768 | 5.5 in. x 8.5 in. (w/grommet) | 10 |

Lockout Tagout

Safety, facility and inspections tags available on page 318.




Cable Lockouts

BradyID.com/s36

Cable Lockouts

Cable lockouts provide a number of advantages. Because of their construction, cable lockouts can be used in a variety of applications locking out multiple disconnects and valves. They are also a great option for lockout of unusual energy isolating devices that cannot be effectively locked out by a traditional device. This versatility, combined with ultimate portability, makes cable lockout devices a great addition to any lockout tagout program.



Compact Cable Padlocks

- Compact 1.31 in. x 1.25 in. nylon body with either 7.87 in. or 15.75 in. elongated, flexible cable as the shackle
- Allows you to secure breaker and still close the panel door
- Flexible cable means you can angle and twist padlock or lockout multiple energy isolation points with one lock

| Color | Cable Length | 1 Pack Keyed Different | 6 Pack Keyed Alike |
|--------|-----------------|---------------------------|-----------------------|
| Red | 7.87 in. cable | 146120 | 146128 |
| Red | 15.75 in. cable | 146124 | 146132 |
| Yellow | 7.87 in. cable | 146121 | 146129 |
| Yellow | 15.75 in. cable | 146125 | 146133 |
| Blue | 7.87 in. cable | 146122 | 146130 |
| Blue | 15.75 in. cable | 146126 | 146134 |
| Green | 7.87 in. cable | 146123 | 146131 |
| Green | 15.75 in. cable | 146127 | 146135 |




SAFELEX™ Universal Cable Lockout

- Integrated hasp and cable provides simple way to lockout multiple energy isolation points
- Ability to tighten the cable after the body is locked
- Available with steel or non-conductive nylon cable

| Catalog # | Description | Qty |
|-----------|--|-----|
| 145554 | Lockout w/ 3 ft. steel cable | 1 |
| 145553 | Lockout w/ 6 ft. steel cable | 1 |
| 145552 | Lockout w/ 10 ft. steel cable | 1 |
| 145551 | Lockout w/ 15 ft. steel cable | 1 |
| 145550 | Lockout w/ 6 ft. non-conductive nylon cable | 1 |
| 145549 | Lockout w/ 10 ft. non-conductive nylon cable | 1 |

Padlocks sold separately.

Lockout Tagout



Cable Lockout

- Device constructed of impact modified nylon
- Includes 6 ft. galvanized steel cable (0.125 in. outside dia.)

| Catalog # | Description | Color | Qty |
|-----------|-------------------------------------|--------|-----|
| 65318 | Cable Lockout Device w/ 6 ft. cable | Red | 1 |
| 45191 | Cable Lockout Device w/ 6 ft. cable | Blue | 1 |
| 45192 | Cable Lockout Device w/ 6 ft. cable | Yellow | 1 |
| 65319 | 8 ft. steel cable only | - | 1 |
| 65320 | 10 ft. steel cable only | - | 1 |

*Other cable lengths available upon request. Padlocks sold separately.




Mini Cable Lockout

- Compact and portable with internally stored cable
- Push-button self-winding mechanism automatically cinches cable tight
- Superior chemical, corrosion and temperature resistance
- 6 lock holes fit most padlock shackles and hasps
- Body dimensions: 4 in. dia. x 1.75 in. deep
Cable dimensions: 0.06 in. outside dia. x 8 ft. length

| Catalog # | Description | Qty |
|-----------|---|-----|
| 50940 | Mini Cable Lockout w/ 8 ft. steel cable | 1 |
| 51442 | Mini Cable Lockout w/ 8 ft. nylon cable | 1 |

Padlocks sold separately.



ProLock Cable Lockout

- Economical, highly visible cable lockout device
- Features flexible 0.125 in. diameter cables
- Double Hex ProLock offers versatile security as it can be operated by a standard wrench or ProLock Operating Tool
- Extra Secure ProLock device provides enhanced security as it requires the use of the ProLock Operating Tool

| Description | Red | Yellow | Green |
|---|--------|--------|--------|
| Extra Secure ProLock System* w/ 59 in. Cable and ProLock Operating Tool | 122250 | - | 122252 |
| Extra Secure ProLock w/ 59 in. Cable* | 122241 | 122242 | 122243 |
| Extra Secure ProLock w/o Cable* | 122244 | 122245 | 122246 |
| Double Hex ProLock w/ 59 in. Cable | 122253 | 122254 | 122255 |
| Double Hex ProLock w/o Cable | 122247 | 122248 | 122249 |
| 4.92 ft Cable Spool | 122260 | 122261 | 122262 |
| 164 ft Cable Spool | 122263 | 122264 | 122265 |
| ProLock Operating Tool | 122256 | - | 122258 |


* Extra Secure ProLock requires the use of the ProLock Operating Tool. Padlocks sold separately.



Double-Looped Cables

- Light weight and easier to spot; perfect for situations requiring a flexible lockout device and a visual deterrent
- 0.187 in. diameter cables

| Catalog # | Length | Color |
|-----------|---------------------------|-------|
| 131063 | 2 ft. Double Looped Cable | Red |
| 131064 | 4 ft. Double Looped Cable | Red |
| 131065 | 6 ft. Double Looped Cable | Red |
| 131066 | 8 ft. Double Looped Cable | Red |



All-Purpose Cable Lockout

- Superior chemical, corrosion and temperature resistance
- Available with interchangeable cables
- Service temps of cables:
Non-conductive nylon: -40° to 200° F
Sheathed metal: -30° to 180° F

| Catalog # | Description |
|-----------|---|
| 50943 | Lockout w/ 8 ft. sheathed metal cable |
| 50941 | Lockout w/ 8 ft. non-conductive nylon cable |
| 50944 | Lockout without cable |
| 50947 | 8 ft. Sheathed metal cable only |
| 50950 | 12 ft. Sheathed metal cable only |
| 50953 | 16 ft. Sheathed metal cable only |
| 50956 | 20 ft. Sheathed metal cable only |
| 50945 | 8 ft. Non-conductive nylon cable only |
| 50948 | 12 ft. Non-conductive nylon cable only |
| 50951 | 16 ft. Non-conductive nylon cable only |
| 50954 | 20 ft. Non-conductive nylon cable only |



Economy Cable Lockout

- Device accepts up to six padlocks with 0.28 in. dia.
- Includes 6 ft. or 10 ft. plastic-coated steel cable
- Cable diameter: 0.187 in.

| Catalog # | Description | Qty. |
|------------|-------------------------------|------|
| CABLO | Cable Lockout w/ 6 ft. cable | 1 |
| CABLO-10 | Cable Lockout w/ 10 ft. cable | 1 |
| CABLE | 6 ft. cable only | 1 |
| CABLE-10FT | 10 ft. cable only | 1 |

Valve Lockouts

BradyID.com/s36


Valve Lockouts

From universal valve lockouts to pipe blind flange lockouts, Brady offers a full line of devices to lock out a wide variety of valve types and sizes. Our small lockout devices will lock pipes with diameters measuring from 0.5 in. to 3 in., while our large ball valve lockout devices can lock out pipes up to 8 in. diameter.

Butterfly Valve Lockout

- Innovative design to lock out butterfly valves with a lever handle in the OFF position
- Accommodates handle thicknesses of:
Small - 0.125 in. to 2.25 in.
Large - 2 in. to 4 in.

| Catalog # | Description |
|-----------|---------------------------------|
| 121504 | Butterfly Valve Lockout - Small |
| 121505 | Butterfly Valve Lockout - Large |




Lockout Tagout

Pipe Blind Flange Lockout Device

- Adjustable locking arm accommodates both standard and recessed bolt positions
- Secures 1 or 2 bolts for extra security
- Versatile to accept up to 4 padlocks
- Heavy-duty construction withstands harsh environments
- UL approved for use in explosive atmospheres

| Catalog # | Description | Fits | Qty |
|-----------|-----------------------------|---------------------------------|-----|
| 149228 | Small Blind Flange Lockout | 0.5 in. to 3 in. diameter pipes | 1 |
| 149229 | Medium Blind Flange Lockout | 3 in. to 14 in. diameter pipes | 1 |
| 149230 | Large Blind Flange Lockout | 14 in. to 48 in. diameter pipes | 1 |





Gate Valve Lockouts

- Unique knockout center fits OS&Y or rising stem valves
- Made of rugged injection-molded polypropylene
- Service temps from -25° F to 200° F
- Accepts shackles up to 0.375 in. diameter
- Supplied with English, Spanish and French danger labels

| Fits Valve Handles Dia. | Red | Yellow | Green | Blue |
|-------------------------|-------|--------|-------|-------|
| 1 in. to 2.5 in. | 65560 | 65590 | 65595 | 65585 |
| 2.5 in. to 5 in. | 65561 | 65591 | 65596 | 65586 |
| 5 in. to 6.5 in. | 65562 | 65592 | 65597 | 65587 |
| 6.5 in. to 10 in. | 65563 | 65593 | 65598 | 65588 |
| 10 in. to 13 in. | 65564 | 65594 | 65599 | 65589 |



Adjustable Gate Valve Lockout

- Versatile lockout adjusts to fit 1 in. to 6.5 in. valve handles, replacing 3 conventional gate valve lockouts
- Constructed of rugged injection-molded polypropylene
- Service temps from -13° F to 194° F
- Supplied with English, Spanish and French danger labels

| Catalog # | Description | Qty |
|-----------|-------------------------------|-----|
| 64057 | Adjustable Gate Valve Lockout | 1 |



Transparent Gate Valve Lockout

- Visually confirms the appropriate position, identifies valve leaks and helps ensure safety
- Constructed of a rugged injection-molded polypropylene
- Service temps from -40° F to 302° F
- Accept shackles up to 0.375 in. diameter

| Catalog # | Description | Fits Valve Handles | Qty |
|-----------|--------------------------------|------------------------|-----|
| 145581 | Transparent Valve Gate Lockout | 1 in. to 2.5 in. dia. | 1 |
| 145582 | Transparent Valve Gate Lockout | 2.5 in. to 5 in. dia. | 1 |
| 145583 | Transparent Valve Gate Lockout | 5 in. to 6.5 in. dia. | 1 |
| 145584 | Transparent Valve Gate Lockout | 6.5 in. to 10 in. dia. | 1 |
| 145585 | Transparent Valve Gate Lockout | 10 in. to 13 in. dia. | 1 |



Collapsible Gate Valve Lockout

- Folds into smaller sizes for easy storage
- Cover rotates into fully engaged position
- Rugged injection-molded styrene construction
- 3 device sizes to secure valves up to 18 in. handle diameter

| Catalog # | Description | Fits Handles | Qty |
|-----------|--------------------------------|-----------------------|-----|
| 148648 | Collapsible Gate Valve Lockout | 3 in. to 7 in. dia. | 1 |
| 148647 | Collapsible Gate Valve Lockout | 7 in. to 13 in. dia. | 1 |
| 148646 | Collapsible Gate Valve Lockout | 13 in. to 18 in. dia. | 1 |

Valve Lockouts

BradyID.com/s36



Perma-Mount™ Ball Valve Lockout

- Retrofit devices are meant to stay permanently in place at the point of need
- One-time installation is easy to complete in just a few minutes
- Available in 2 sizes to fit a full range of 0.5 in. to 4 in. diameter ball valves

| Catalog # | Size | Ball Valve Dia. | Qty |
|-----------|--------------------------------------|------------------|-----|
| 121540 | Small Perma-Mount Ball Valve Lockout | 0.5 in. to 2 in. | 1 |
| 121541 | Large Perma-Mount Ball Valve Lockout | 2 in. to 4 in. | 1 |



Plug Valve Lockout

- Ideal for difficult-to-secure plug valves in compliance with OSHA standards
- Various sizes to fit most 1 in. to 8 in. diameter manually-actuated plug valves
- Durable and tamper-resistant with service temperatures from -25° F to 200° F
- Compact in size and easy to use

| Catalog # | Description | Valve Stem Dia. | Qty |
|-----------|--------------------|---------------------------------|-----|
| 113231 | Plug Valve Lockout | Up to 0.875 in. stem dia. | 1 |
| 113232 | Plug Valve Lockout | 0.94 in. to 1.375 in. stem dia. | 1 |
| 113233 | Plug Valve Lockout | 1.75 in. to 2.125 in. stem dia. | 1 |
| 113234 | Plug Valve Lockout | 2.188 in. to 2.5 in. stem dia. | 1 |

Lockout Tagout



4-Legged Ball Valve Lockout

- Made from ultra-tough polypropylene
- Small size locks out pipes 0.5 in. to 2.5 in. diameter and can also lock valves OPEN on pipes from 0.5 in. to 1.25 in.
- Large size locks out pipes 2 in. to 8 in. diameter

| Small | Size | Valve Size | Color | Qty. |
|----------|-------|-------------------------|--------|------|
| BS07A-RD | Small | 0.5 in. to 2.5 in. dia. | Red | 1 |
| BS07A-YW | Small | 0.5 in. to 2.5 in. dia. | Yellow | 1 |
| BS07A-BU | Small | 0.5 in. to 2.5 in. dia. | Blue | 1 |
| BS07A-GN | Small | 0.5 in. to 2.5 in. dia. | Green | 1 |
| BS08A-RD | Large | 2 in. to 8 in. dia. | Red | 1 |
| BS08A-YW | Large | 2 in. to 8 in. dia. | Yellow | 1 |
| BS08A-BU | Large | 2 in. to 8 in. dia. | Blue | 1 |
| BS08A-GN | Large | 2 in. to 8 in. dia. | Green | 1 |



Standard Ball Valve Lockout

- Easy to use, single-piece design locks quarter-turn ball valves in OFF position
- Two sizes fit most valves up to 3 in.
- Made of either super-tough nylon (service temp -40° to 248° F) or powder-coated steel

| Catalog # | Material | Max Shackle Dia. | Valve Size / Pipe Dia. | Max Handle Width | Max Handle Thickness |
|-----------|----------|------------------|------------------------|------------------|----------------------|
| 65666 | Nylon | 0.28 in. | 0.25 in. to 1 in. | 1.5 in. | 0.75 in. |
| 65692 | Steel | 0.375 in. | 0.25 in. to 1 in. | 1.5 in. | 0.75 in. |
| 65669 | Steel | 0.28 in. | 1.25 in. to 3 in. | 2.1 in. | 1.25 in. |
| 65693 | Steel | 0.375 in. | 1.25 in. to 3 in. | 1.9 in. | 1.25 in. |

Universal Valve Lockout (UVLO)

Lock out all types of valves with a single device

- Made of rugged industrial-grade steel and nylon for extra impact and chemical resistance
- Versatile open-ended clamp fits over most closed rings, wide handles
- Can also lock out large levers, T-handles and other hard-to-secure mechanical devices
- Cable attachment offers choice of 0.125 in. non-conductive nylon or rustproof sheathed metal cable
- Small lockout for handle widths up to 1 in. (max handle thickness 0.6 in.)
- Large lockout for handle widths up to 1.6 in. (max handle thickness 1.1 in.)



Full Solution

| Catalog # | Description | For Handle Width |
|-----------|--|---------------------------------------|
| 51394 | Small Device, 8 ft. Sheathed Cable, Blocking Arm | Up to 1 in. (max thickness 0.6 in.) |
| 51390 | Small Device, 8 ft. Nylon Cable, Blocking Arm | Up to 1 in. (max thickness 0.6 in.) |
| 51392 | Large Device, 8 ft. Sheathed Cable, Blocking Arm | Up to 1.6 in. (max thickness 1.1 in.) |
| 51388 | Large Device, 8 ft. Nylon Cable, Blocking Arm | Up to 1.6 in. (max thickness 1.1 in.) |


Individual Components

| Catalog # | Description | For Handle Width |
|-----------|--|---------------------------------------|
| 50924 | Small UVLO Base Clamping Unit | Up to 1 in. (max thickness 0.6 in.) |
| 50899 | Large UVLO Base Clamping Unit | Up to 1.6 in. (max thickness 1.1 in.) |
| 65402 | Small Blocking Arm | |
| 65403 | Large Blocking Arm | |
| 51395 | Cable Attachment with 8 ft. Sheathed Cable | |
| 50932 | Cable Attachment with 8 ft. Nylon Cable | |
| 50947 | 8 ft. Sheathed Metal Cable | |
| 50950 | 12 ft. Sheathed Metal Cable | |
| 50953 | 16 ft. Sheathed Metal Cable | |
| 50956 | 20 ft. Sheathed Metal Cable | |
| 50945 | 8 ft. Nonconductive Nylon Cable | |
| 50948 | 12 ft. Nonconductive Nylon Cable | |
| 50951 | 16 ft. Nonconductive Nylon Cable | |
| 50954 | 20 ft. Nonconductive Nylon Cable | |

Lockout Tagout




Use blocking arm to lock out quarter-turn ball valves



Attach to butterfly handles to prevent trigger handle from being squeezed.




Use cable attachment to lock out gate valves



Use two blocking arms to lock out 3-, 4- or 5-way valves, or to lock in the ON, OFF, or throttled position

Circuit Breaker Lockouts

BradyID.com/s36



Circuit Breaker Lockout Compatibility Guide

Brady offers a wide variety of lockouts to isolate and secure most circuit breaker switches. From standard snap-on and clamp-on models to oversized, multi-pole and miniature options, Brady is sure to have what you need.

Use the guide below to find the correct lockout device for your circuit breakers.

Lockout Tagout

| Brand | Model No. | Poles | Compatible Part # |
|-------|-----------|-------|-------------------|
| ABB | E221 | 1 | 90844 |
| ABB | E222 | 2 | 90844 |
| ABB | E241 | 1 | 90844 |
| ABB | E242 | 2 | 90844 |
| ABB | E243 | 3 | 90844 |
| ABB | E244 | 4 | 90844 |
| ABB | E271 | 1 | 90844 |
| ABB | E272 | 2 | 90844 |
| ABB | E273 | 3 | 90844 |
| ABB | E274 | 4 | 90844 |
| ABB | F202AC | 2 | 90850 |
| ABB | F204AC | 4 | 90850 |
| ABB | F362 | 2 | 90844 |
| ABB | F364 | 4 | 90844 |
| ABB | F374 | 4 | 90844, 149514 |
| ABB | F672 | 2 | 90850 |
| ABB | F674 | 4 | 90850 |
| ABB | JS | 2-3 | 65397*, 148701* |
| ABB | MS325 | 3 | 149433 |
| ABB | S1 | 3 | 65396, 148690 |
| ABB | S201-B | 1 | 90844 |
| ABB | S201-C | 1 | 90844 |
| ABB | S201-D | 1 | 90844 |
| ABB | S201-K | 1 | 90844 |
| ABB | S201P-K | 1 | 90844 |
| ABB | S201P-Z | 1 | 90844 |
| ABB | S201U-K | 1 | 90844 |
| ABB | S201U-Z | 1 | 90844 |
| ABB | S201UP-K | 1 | 90844 |
| ABB | S201UP-Z | 1 | 90844 |
| ABB | S202-B | 2 | 90844 |
| ABB | S202-C | 2 | 90844 |
| ABB | S202-D | 2 | 90844 |
| ABB | S202-K | 2 | 90844 |
| ABB | S202P-K | 2 | 90844 |
| ABB | S202P-Z | 2 | 90844 |
| ABB | S202U-K | 2 | 90844 |
| ABB | S202U-Z | 2 | 90844 |
| ABB | S202UP-K | 2 | 90844 |
| ABB | S202UP-Z | 2 | 90844 |
| ABB | S203-B | 3 | 90844 |
| ABB | S203-C | 3 | 90844 |
| ABB | S203-D | 3 | 90844 |
| ABB | S203-K | 3 | 90844 |
| ABB | S203P-K | 3 | 90844 |
| ABB | S203P-Z | 3 | 90844 |
| ABB | S203U-K | 3 | 90844 |
| ABB | S203U-Z | 3 | 90844 |
| ABB | S203UP-K | 3 | 90844 |
| ABB | S203UP-Z | 3 | 90844 |
| ABB | S204-B | 4 | 90844 |
| ABB | S204-C | 4 | 90844 |
| ABB | S204-K | 4 | 90844 |
| ABB | S204U-K | 4 | 90844 |
| ABB | S204U-Z | 4 | 90844 |
| ABB | S204UP-K | 4 | 90844 |
| ABB | S204UP-Z | 4 | 90844 |
| ABB | S221 | 1 | 90844 |
| ABB | S222 | 2 | 90844, 149514 |
| ABB | S222-K | 4 | 90844 |
| ABB | S223 | 3 | 90844 |
| ABB | S224 | 4 | 90844 |
| ABB | S251 | 1 | 90844, 149514 |
| ABB | S252 | 2 | 90844 |

| Brand | Model No. | Poles | Compatible Part # |
|---------------|------------|-------|-------------------|
| ABB | S253 | 3 | 90844, 149514 |
| ABB | S261 | 1 | 90844, 149514 |
| ABB | S261-B | 1 | 90844 |
| ABB | S261-C | 1 | 90844 |
| ABB | S261-D | 1 | 90844 |
| ABB | S262-B | 2 | 90844 |
| ABB | S262-C | 2 | 90844 |
| ABB | S262-D | 2 | 90844 |
| ABB | S263 | 1 | 90844, 149514 |
| ABB | S263-B | 3 | 90844 |
| ABB | S263-C | 3 | 90844 |
| ABB | S263-D | 3 | 90844 |
| ABB | S264-B | 4 | 90844 |
| ABB | S264-C | 4 | 90844 |
| ABB | S271-K | 1 | 90844 |
| ABB | S272 | 1 | 90844, 149514 |
| ABB | S272-K | 2 | 90844 |
| ABB | S273-K | 3 | 90844 |
| ABB | S274-K | 4 | 90844 |
| ABB | S281-K | 1 | 90844 |
| ABB | S281-Z | 1 | 90850 |
| ABB | S281UC-K | 1 | 90844 |
| ABB | S281UC-Z | 1 | 90850 |
| ABB | S282-K | 2 | 90844 |
| ABB | S282-Z | 2 | 90850 |
| ABB | S282UC-K | 2 | 90844 |
| ABB | S282UC-Z | 2 | 90850 |
| ABB | S283-K | 3 | 90844 |
| ABB | S283-Z | 3 | 90850 |
| ABB | S283UC-K | 3 | 90844 |
| ABB | S283UC-Z | 3 | 90850 |
| ABB | S3 | 3 | 65397*, 148701* |
| ABB | S501-B | 1 | 90850 |
| ABB | S501-C | 1 | 90850 |
| ABB | S501-D | 1 | 90850 |
| ABB | S501-K | 1 | 90850 |
| ABB | S501UC-B | 1 | 90850 |
| ABB | S501UC-K | 1 | 90850 |
| ABB | S502-B | 2 | 90850 |
| ABB | S502-C | 2 | 90850 |
| ABB | S502-D | 2 | 90850 |
| ABB | S502-K | 2 | 90850 |
| ABB | S502UC-B | 2 | 90850 |
| ABB | S502UC-K | 2 | 90850 |
| ABB | S503-B | 3 | 90850 |
| ABB | S503-C | 3 | 90850 |
| ABB | S503-D | 3 | 90850 |
| ABB | S503-K | 3 | 90850 |
| ABB | S503UC-B | 3 | 90850 |
| ABB | S503UC-K | 3 | 90850 |
| ABB | S504UC-B | 4 | 90850 |
| ABB | S504UC-K | 4 | 90850 |
| AEG | E82S | 2 | 90847 |
| Airpax | Airpax | 1 | 65396*, 148690* |
| Allen Bradley | 1492-CB1DF | 1 | 90844 |
| Allen Bradley | 1492-CB1DG | 1 | 90844 |
| Allen Bradley | 1492-CB1DH | 1 | 90844 |
| Allen Bradley | 1492-CB1F | 1 | 90844 |
| Allen Bradley | 1492-CB1G | 1 | 90844 |
| Allen Bradley | 1492-CB1H | 1 | 90844 |
| Allen Bradley | 1492-CB2DF | 2 | 90844 |
| Allen Bradley | 1492-CB2DG | 2 | 90844 |
| Allen Bradley | 1492-CB2DH | 2 | 90844 |
| Allen Bradley | 1492-CB2F | 2 | 90844 |

| Brand | Model No. | Poles | Compatible Part # |
|--------------------|-----------|-------|--|
| Allen Bradley | 1492-CB2G | 2 | 90844 |
| Allen Bradley | 1492-CB2H | 2 | 90844 |
| Allen Bradley | 1492-CB3F | 3 | 90844 |
| Allen Bradley | 1492-CB3G | 3 | 90844 |
| Allen Bradley | 1492-CB3H | 3 | 90844 |
| Allen-Bradley | 1492-CB1 | 1 | 90844 |
| Allen-Bradley | 1492-CB2 | 2 | 90844 |
| Allen-Bradley | 1492-CB3 | 3 | 90844 |
| American Ckt. Bkr. | NEF | 3 | 65396*, 148690* |
| American Ckt. Bkr. | NJ | 3 | 65397*, 148701*, 65329, 148692 |
| American Switch | C | 1 | 65396*, 148690*, 51252, 148696, 51254 |
| Bryant | BR | 2-3 | 66321, 148702, 51254 |
| Bryant | BR | 1 | 65387, 148689, 65396, 148690, 51254 |
| Buschmat | S46 | 1 | 90844 |
| Challenger | C | 2-3 | 66321, 148702, 51254 |
| Challenger | C | 1 | 65387, 148689, 65396, 148690, 51254 |
| Challenger | CDK | 2-3 | 65397, 148701 |
| Challenger | LM | 1 | 65396, 148690 |
| Challenger | NEJ | 1-2 | 65396*, 148690*, 51254 |
| Clipsal | 4CB | 1-3 | 90844 |
| Clipsal | 4CB116 | 1 | 90844 |
| Clipsal | 4CB320 | 3 | 90844 |
| Crouse-Hinds | MP | 2 | 66321, 148702, 51254 |
| Cutler-Hammer | BA | 1 | 65396, 148690, 51254 |
| Cutler-Hammer | BAB | 2-3 | 66321, 148702 |
| Cutler-Hammer | BAB | 1 | 65387, 148689, 65396, 148690, 51254 |
| Cutler-Hammer | BD | 1 | 65387, 148689, 65396, 148690, 51254 |
| Cutler-Hammer | BR | 2-3 | 66321, 148702, 51254 |
| Cutler-Hammer | BR | 1 | 65387, 148689, 65396, 148690, 51254 |
| Cutler-Hammer | BRH | 2-3 | 66321, 148702, 51254 |
| Cutler-Hammer | BRH | 1 | 65387, 148689, 65396, 148690, 51254 |
| Cutler-Hammer | BRHH | 2 | 66321, 148702, 51254 |
| Cutler-Hammer | CC | 3 | 65397*, 148701* |
| Cutler-Hammer | CH | 2-3 | 66321, 148702, 51254 |
| Cutler-Hammer | CH | 1 | 65387, 148689, 65396, 148690, 51252, 148696, 51254 |
| Cutler-Hammer | CH2 | 4 | 66321, 148702, 51254 |
| Cutler-Hammer | CHB | 2-3 | 66321, 148702, 51254 |
| Cutler-Hammer | CHB | 1 | 65387, 148689, 65396, 148690, 51252, 148696, 51254 |
| Cutler-Hammer | CHH | 3 | 65396*, 148690* |
| Cutler-Hammer | CHKD | 2-3 | 65397, 148701 |
| Cutler-Hammer | CHLD | 2-4 | 65329, 148692 |
| Cutler-Hammer | CHMDL | 2-3 | 65329, 148692 |
| Cutler-Hammer | CHND | 2-4 | 65397*, 148701* |
| Cutler-Hammer | CHP | 2-3 | 66321, 148702, 51254 |
| Cutler-Hammer | CHP | 1 | 65387, 148689, 65396, 148690, 51252, 148696, 51254 |
| Cutler-Hammer | CHQ | 1 | 65396, 148690, 51254 |
| Cutler-Hammer | CHQ | 2 | 66321, 148702, 51254 |
| Cutler-Hammer | CHSW | 2-3 | 66321, 148702, 51254 |
| Cutler-Hammer | CKD | 2-3 | 65397, 148701 |
| Cutler-Hammer | CL | 1 | 65387, 148689, 65396, 148690, 51252, 148696, 51254 |
| Cutler-Hammer | CL | 2 | 66321, 148702, 51254 |

*Requires use of a cleat.

Circuit Breaker Lockout Compatibility Guide (continued)


| Brand | Model No. | Poles | Compatible Part # |
|---------------|-----------|-------|---|
| Cutler-Hammer | CLD | 2-4 | 65329, 148692 |
| Cutler-Hammer | CLDC | 2-4 | 65329, 148692 |
| Cutler-Hammer | CMDL | 2-3 | 65329, 148692 |
| Cutler-Hammer | CND | 2-4 | 65397*, 148701* |
| Cutler-Hammer | CNDC | 2-4 | 65397*, 148701* |
| Cutler-Hammer | CSR | 1 | 65396, 148690, 51254 |
| Cutler-Hammer | DK | 2-3 | 65397, 148701 |
| Cutler-Hammer | E125B | 1-4 | 65396, 148690, 51254 |
| Cutler-Hammer | E125E | 1-4 | 65396, 148690, 51254 |
| Cutler-Hammer | E125H | 1-4 | 65396, 148690, 51254 |
| Cutler-Hammer | E125S | 1-4 | 65396, 148690, 51254 |
| Cutler-Hammer | ED | 2-4 | 65396, 148690, 51254 |
| Cutler-Hammer | EDC | 2-4 | 65396, 148690, 51254 |
| Cutler-Hammer | EDH | 2-4 | 65396, 148690, 51254 |
| Cutler-Hammer | EFH | 1-4 | 65396, 148690, 51254 |
| Cutler-Hammer | EGB | 1-4 | 65396, 148690, 51254 |
| Cutler-Hammer | EGE | 1-4 | 65396, 148690, 51254 |
| Cutler-Hammer | EGS | 1-4 | 65396, 148690, 51254 |
| Cutler-Hammer | EHC | 1-4 | 65396, 148690, 51254 |
| Cutler-Hammer | EHD | 1-4 | 65396, 148690, 51254 |
| Cutler-Hammer | FB | 2-3 | 65396, 148690, 51254 |
| Cutler-Hammer | FC | 1-4 | 65396, 148690, 51254 |
| Cutler-Hammer | FD | 1-4 | 65396, 148690, 51254 |
| Cutler-Hammer | FDB | 2-4 | 65396, 148690, 51254 |
| Cutler-Hammer | FDC | 2-4 | 65396, 148690, 51254 |
| Cutler-Hammer | FS | 2-3 | 65396, 148690, 51254 |
| Cutler-Hammer | GB | 1-3 | 65396, 148690, 51254 |
| Cutler-Hammer | GC | 1-3 | 65396, 148690, 51254 |
| Cutler-Hammer | GD | 1-3 | 65396, 148690, 51254 |
| Cutler-Hammer | GDB | 1-3 | 65396, 148690, 51254 |
| Cutler-Hammer | GHB | 1-3 | 65396, 148690, 51254 |
| Cutler-Hammer | GHBGFEP | 1 | 65396, 148690, 51254 |
| Cutler-Hammer | GHC | 1-3 | 65396, 148690, 51254 |
| Cutler-Hammer | GHCGFEP | 1 | 65396, 148690, 51254 |
| Cutler-Hammer | HBAW | 2-3 | 66321, 148702 |
| Cutler-Hammer | HBAW | 1 | 65387, 148689, 65396, 148690, 51254 |
| Cutler-Hammer | HBAX | 2-3 | 66321, 148702 |
| Cutler-Hammer | HBAX | 1 | 65387, 148689, 65396, 148690, 51254 |
| Cutler-Hammer | HFD | 1-4 | 65396, 148690, 51254 |
| Cutler-Hammer | HGHB | 1 | 65396, 148690, 51254 |
| Cutler-Hammer | HGHC | 1 | 65396, 148690, 51254 |
| Cutler-Hammer | HJD | 2-4 | 65397, 148701 |
| Cutler-Hammer | HKD | 2-4 | 65397, 148701 |
| Cutler-Hammer | HLD | 2-4 | 65329, 148692 |
| Cutler-Hammer | HMCP | 2-3 | 65396, 148690, 65397, 148701, 65329, 148692 |
| Cutler-Hammer | HMDL | 2-3 | 65329, 148692 |
| Cutler-Hammer | HMDLB | 2-3 | 65329, 148692 |
| Cutler-Hammer | HMPL | 3 | 65397*, 148701*, 65329, 148692 |
| Cutler-Hammer | HND | 2-4 | 65397*, 148701* |
| Cutler-Hammer | HQP | 2 | 66321, 148702 |
| Cutler-Hammer | HQP | 1 | 65387, 148689, 65396, 148690, 51254 |
| Cutler-Hammer | JD | 2-4 | 65397, 148701 |
| Cutler-Hammer | JDB | 2-3 | 65397, 148701 |
| Cutler-Hammer | JDC | 2-4 | 65397, 148701 |
| Cutler-Hammer | KD | 2-4 | 65397, 148701 |
| Cutler-Hammer | KDB | 2-4 | 65397, 148701 |
| Cutler-Hammer | KDC | 2-4 | 65397, 148701 |

| Brand | Model No. | Poles | Compatible Part # |
|---------------|-----------|-------|-------------------------------------|
| Cutler-Hammer | LA | 2-3 | 65397, 148701 |
| Cutler-Hammer | LD | 2-4 | 65329, 148692 |
| Cutler-Hammer | LDB | 2-3 | 65329, 148692 |
| Cutler-Hammer | LDC | 2-4 | 65329, 148692 |
| Cutler-Hammer | LH | 3 | 65397, 148701 |
| Cutler-Hammer | LHB | 3 | 65397, 148701 |
| Cutler-Hammer | LJ | 3 | 51254 |
| Cutler-Hammer | MA | 2-3 | 65397*, 148701* |
| Cutler-Hammer | MC | 2-3 | 65397*, 148701* |
| Cutler-Hammer | MD | 2-3 | 65329, 148692 |
| Cutler-Hammer | MDL | 2-3 | 65329, 148692 |
| Cutler-Hammer | MDS | 2-3 | 65329, 148692 |
| Cutler-Hammer | NB | 2-3 | 65329, 148692 |
| Cutler-Hammer | ND | 2-4 | 65397*, 148701* |
| Cutler-Hammer | NDC | 2-4 | 65397*, 148701* |
| Cutler-Hammer | OPTIM | 3 | 65397*, 148701* |
| Cutler-Hammer | PB | 2-3 | 65329, 148692 |
| Cutler-Hammer | QBGF | 1 | 65396, 148690 |
| Cutler-Hammer | QBGF | 2 | 51254 |
| Cutler-Hammer | QBGFEP | 1 | 65396, 148690 |
| Cutler-Hammer | QBGFEP | 2 | 51254 |
| Cutler-Hammer | QBHGF | 1 | 65396, 148690 |
| Cutler-Hammer | QBHGFEP | 1 | 65396, 148690 |
| Cutler-Hammer | QBHW | 2-3 | 66321, 148702 |
| Cutler-Hammer | QBHW | 1 | 65387, 148689, 65396, 148690, 51254 |
| Cutler-Hammer | QC | 2-3 | 66321, 148702, 51254 |
| Cutler-Hammer | QC | 1 | 65387, 148689, 65396, 148690, 51254 |
| Cutler-Hammer | QCD | 2-3 | 66321, 148702, 51254 |
| Cutler-Hammer | QCD | 1 | 65387, 148689, 65396, 148690, 51254 |
| Cutler-Hammer | QCGF | 1 | 65396, 148690 |
| Cutler-Hammer | QCGFEP | 1 | 65396, 148690 |
| Cutler-Hammer | QCHGF | 1 | 65396, 148690 |
| Cutler-Hammer | QCHGFEP | 1 | 65396, 148690 |
| Cutler-Hammer | QCHW | 2-3 | 66321, 148702, 51254 |
| Cutler-Hammer | QCHW | 1 | 65387, 148689, 65396, 148690, 51254 |
| Cutler-Hammer | QHCW | 2-3 | 66321, 148702, 51254 |
| Cutler-Hammer | QHCW | 1 | 65387, 148689, 65396, 148690, 51254 |
| Cutler-Hammer | QHCX | 2-3 | 66321, 148702, 51254 |
| Cutler-Hammer | QHCX | 1 | 65387, 148689, 65396, 148690, 51254 |
| Cutler-Hammer | QHPW | 2-3 | 66321, 148702 |
| Cutler-Hammer | QHPW | 1 | 65387, 148689, 65396, 148690, 51254 |
| Cutler-Hammer | QHPX | 2-3 | 66321, 148702 |
| Cutler-Hammer | QHPX | 1 | 65387, 148689, 65396, 148690, 51254 |
| Cutler-Hammer | QPGF | 1 | 65396, 148690 |
| Cutler-Hammer | QPGF | 2 | 51254 |
| Cutler-Hammer | QPGFEP | 1 | 65396, 148690 |
| Cutler-Hammer | QPGFEP | 2 | 51254 |
| Cutler-Hammer | QPHGF | 1 | 65396, 148690 |
| Cutler-Hammer | QPHGFEP | 1 | 65396, 148690 |
| Cutler-Hammer | QPHW | 2-3 | 66321, 148702 |
| Cutler-Hammer | QPHW | 1 | 65387, 148689, 65396, 148690, 51254 |
| Cutler-Hammer | WME | 1-3 | 90844 |
| Cutler-Hammer | WMF | 1-3 | 90844 |

| Brand | Model No. | Poles | Compatible Part # |
|--------------------|--|-------|------------------------|
| Cutler-Hammer | WMH | 1-4 | 90844 |
| Cutler-Hammer | WMM | 1-4 | 90844 |
| Cutler-Hammer | WMN | 1-4 | 90844 |
| Cutler-Hammer | WMS | 1-4 | 90844 |
| Eaton | <i>Please see Cutler-Hammer brand.</i> | | |
| E-T-A | 911225 | 1 | 90847 |
| E-T-A | 911220G | 2 | 90844 |
| FAZ | C16 | 1-4 | 90844 |
| Fed. Pacific Elec. | 2B | 2 | 51254 |
| Fed. Pacific Elec. | BAB | 1 | 65396, 148690, 51254 |
| Fed. Pacific Elec. | NA-single | 3 | 65397*, 148701*, 51254 |
| Fed. Pacific Elec. | NA-tie bar | 2 | 51254 |
| Fed. Pacific Elec. | NB | 1 | 65397*, 148701*, 51254 |
| Fed. Pacific Elec. | NBH GFI | 1 | 65396, 148690, 51254 |
| Fed. Pacific Elec. | NE/NEF | 1-3 | 65396*, 148690* |
| Fed. Pacific Elec. | NEJ | 1-3 | 65396*, 148690* |
| Fed. Pacific Elec. | NFJ | 1-3 | 65396, 148690 |
| Fed. Pacific Elec. | NJJ | 1-3 | 65397, 148701 |
| Fed. Pacific Elec. | NJL | 1-3 | 65397, 148701 |
| Fed. Pacific Elec. | NM | 1-3 | 65397, 148701 |
| Fed. Pacific Elec. | NP-single | 1 | 65396, 148690, 51254 |
| Frank Adams | P | 1 | 65396, 148690, 51254 |
| FUJI Electric | BU-ESA | 3 | 65396*, 148690* |
| FUJI Electric | BU-ESB | 3 | 65396*, 148690* |
| FUJI Electric | BU-FSB | 3 | 65396*, 148690* |
| FUJI Electric | EA203B | 3 | 65396*, 148690* |
| FUJI Electric | EA53B | 3 | 65396*, 148690* |
| GE Vynckier | Series E | 1-4 | 90847 |
| GE Vynckier | Series G | 1-3 | 90847 |
| General Electric | EH400 | 3 | 65397, 148701 |
| General Electric | HQC | 3 | 65396, 148690, 51254 |
| General Electric | SED | 2-3 | 65396, 148690, 51254 |
| General Electric | SEH | 2-3 | 65396, 148690, 51254 |
| General Electric | SEL | 2-3 | 65396, 148690, 51254 |
| General Electric | SEP | 2-3 | 65396, 148690, 51254 |
| General Electric | SFH | 2-3 | 65396, 148690, 51254 |
| General Electric | SFL | 2-3 | 65396, 148690, 51254 |
| General Electric | SFP | 2-3 | 65396, 148690, 51254 |
| General Electric | SGD | 2-3 | 65396, 148690 |
| General Electric | SGH | 2-3 | 65396, 148690 |
| General Electric | SGL | 2-3 | 65396, 148690 |
| General Electric | SGLA | 2-3 | 65396, 148690 |
| General Electric | SGP | 2-3 | 65396, 148690 |
| General Electric | SRPG | 3 | 65396, 148690 |
| General Electric | TB | 2 | 65396*, 148690*, 51254 |
| General Electric | TBC | 2 | 65396*, 148690*, 51254 |
| General Electric | TE | 1-3 | 65396*, 148690*, 51254 |
| General Electric | TEB | 1-3 | 65396*, 148690*, 51254 |
| General Electric | TED | 1-3 | 65396*, 148690*, 51254 |
| General Electric | TEF | 1-3 | 65396*, 148690*, 51254 |
| General Electric | TEL | 3 | 65396*, 148690*, 51254 |
| General Electric | TEML | 3 | 65396*, 148690*, 51254 |
| General Electric | TEY | 1-3 | 65396, 148690, 51254 |
| General Electric | TF | 1-3 | 65396, 148690, 51254 |
| General Electric | TFC | 3 | 65396*, 148690*, 51254 |
| General Electric | TFJ | 2-3 | 65397, 148701 |
| General Electric | TFK | 2-3 | 65397, 148701 |
| General Electric | TFL | 3 | 65397, 148701 |
| General Electric | THED | 1-3 | 65396*, 148690*, 51254 |
| General Electric | THEF | 1-3 | 65396*, 148690*, 51254 |
| General Electric | THFK | 2-3 | 65397, 148701 |

Lockout Tagout

Standard Circuit Breaker Lockouts



65387 148689
120V
Snap-on lockout


65396 148690
120/277V
Clamp-on lockout

65397 148701
480/600V
Clamp-on lockout

65329 148692
480/600V
Oversized lockout

66321 148702
Universal multi-pole lockout

EZ Paneloc™ Lockouts



51252 148696
Snap-on (SQD QO) lockout

51254
Clamp-on (universal) lockout

Miniature Circuit Breaker Lockouts



90844
Pin-out standard lockout

90847
Pin-in standard lockout

90850
Pin-out wide lockout

90853
Tie-bar lockout

149433
Rotary lockout

149514
Universal lockout

*Requires use of a cleat.

Circuit Breaker Lockouts

BradyID.com/s36

Circuit Breaker Lockout Compatibility Guide (continued)

| Brand | Model No. | Poles | Compatible Part # |
|------------------|-----------|-------|-------------------------------------|
| General Electric | THHQB | 2-3 | 66321, 148702, 51254 |
| General Electric | THHQB-A | 1 | 65387, 148689, 65396, 148690, 51254 |
| General Electric | THHQB-S | 1 | 65396, 148690, 51254 |
| General Electric | THHQC | 1-3 | 66321, 148702, 51254 |
| General Electric | THHQC-A | 1 | 65387, 148689, 65396, 148690, 51254 |
| General Electric | THHQC-S | 1 | 65396, 148690, 51254 |
| General Electric | THHQL | 2-3 | 66321, 148702, 51254 |
| General Electric | THHQL-A | 1 | 65387, 148689, 65396, 148690, 51254 |
| General Electric | THHQL-S | 1 | 65396, 148690, 51254 |
| General Electric | THJK4 | 2-3 | 65397*, 148701* |
| General Electric | THJK6 | 2-3 | 65397*, 148701* |
| General Electric | THKM12 | 2-3 | 65329, 148692 |
| General Electric | THKM8 | 2-3 | 65329, 148692 |
| General Electric | THLC1 | 3 | 65396*, 148690* |
| General Electric | THQB | 2-3 | 66321, 148702, 51254 |
| General Electric | THQB-A | 1 | 65387, 148689, 65396, 148690, 51254 |
| General Electric | THQB-S | 1 | 65396, 148690, 51254 |
| General Electric | THQC | 2-3 | 66321, 148702, 51254 |
| General Electric | THQC-A | 1 | 65387, 148689, 65396, 148690, 51254 |
| General Electric | THQC-AL | 2-3 | 66321, 148702, 51254 |
| General Electric | THQC-S | 1 | 65396, 148690, 51254 |
| General Electric | THQD | 2-3 | 65396*, 148690*, 51254 |
| General Electric | THQDBL | 3 | 51254 |
| General Electric | THQL | 2-3 | 66321, 148702, 51254 |
| General Electric | THQL-A | 1 | 65387, 148689, 65396, 148690, 51254 |
| General Electric | THQL-S | 1 | 65396, 148690, 51254 |
| General Electric | TJ2 | 2-3 | 65397*, 148701*, 65329, 148692 |
| General Electric | TJ4 | 3 | 65397, 148701 |
| General Electric | TJC | 2-3 | 65396*, 148690*, 51254 |
| General Electric | TJD | 2-3 | 65397*, 148701* |
| General Electric | TJJ | 2-3 | 65397*, 148701* |
| General Electric | TJK | 2-3 | 65397*, 148701* |
| General Electric | TJS | 2-3 | 65397*, 148701* |
| General Electric | TK4V | 3 | 65397, 148701 |
| General Electric | TKC | 3 | 65396*, 148690*, 51254 |
| General Electric | TKM | 2-3 | 65329, 148692 |
| General Electric | TKMA8 | 3 | 65329, 148692 |
| General Electric | TQB | 2-3 | 66321, 148702, 51254 |
| General Electric | TQB-A | 1 | 65387, 148689, 65396, 148690, 51254 |
| General Electric | TQB-S | 1 | 65396, 148690, 51254 |
| General Electric | TQC | 2-3 | 66321, 148702, 51254 |
| General Electric | TQC-A | 1 | 65387, 148689, 65396, 148690, 51254 |
| General Electric | TQC-S | 1 | 65396, 148690, 51254 |
| General Electric | TQD | 2-3 | 65396, 148690 |
| General Electric | TQL-A | 1 | 65387, 148689, 65396, 148690, 51254 |
| General Electric | TQL-S | 1 | 65396, 148690, 51254 |
| General Electric | V | 1-3 | 90847 |
| General Electric | V | 1-4 | 90847 |
| Hager | 453717 | 3 | 90844, 149514 |
| Hager | MW216A | 2 | 90844, 149514 |
| Hager | MW620A | 4 | 90844, 149514 |
| Heinemann | LB | 1 | 65396*, 148690* |
| Heinemann | LF | 1 | 65396*, 148690* |
| Heinemann | LJ | 1 | 65396*, 148690* |
| Kapp | LS68 | 1 | 90844 |
| Legrand | 1908 | 1 | 90844 |
| Legrand | 1935 | 3 | 90844 |
| Legrand | 1980 | 3-4 | 90844 |
| Legrand | 4302 | 2 | 90847 |
| Legrand | 6469 | 3 | 90847 |
| Lemag | SD62 | 1 | 65396, 148690 |
| Merlin Gerin | B100A | 2 | 90850, 90853 |
| Merlin Gerin | B100A | 2 | 90850, 90853 |
| Merlin Gerin | C1251N | 3 | 65329, 148692 |
| Merlin Gerin | C32N | 1-3 | 90844 |
| Merlin Gerin | C45AD | 3 | 90844 |

| Brand | Model No. | Poles | Compatible Part # |
|--------------|-------------|-------|--|
| Merlin Gerin | C60a | 1-4 | 90844 |
| Merlin Gerin | C60H | 1-4 | 90844 |
| Merlin Gerin | C60N | 1-4 | 90844 |
| Merlin Gerin | C801N | 3 | 65329, 148692 |
| Merlin Gerin | C80A | 3 | 90850, 90853 |
| Merlin Gerin | C80A | 3 | 90850, 90853 |
| Merlin Gerin | CE104N | 3 | 65396*, 148690* |
| Merlin Gerin | CJ | 3 | 65397*, 148701* |
| Merlin Gerin | CK1200NA | 3 | 65329, 148692 |
| Merlin Gerin | NC100H | 1-3 | 90850 |
| Merlin Gerin | NC100L | 1-4 | 90850 |
| Merlin Gerin | NC100L MA | 3 | 90850 |
| Merlin Gerin | NC100LH | 1-4 | 90850 |
| Merlin Gerin | NC100N | 1-4 | 90850 |
| Merlin Gerin | NC125H | 1-3 | 90850 |
| Proteus | C6 | 1 | 90844 |
| Proteus | AC22BS5419 | 2 | 66321, 148702 |
| Proteus | BSEN60947-3 | 2 | 66321, 148702 |
| Proteus | C16 | 1 | 90844 |
| Proteus | C6 | 1-3 | 90844 |
| Siemens 17U | 5SQ16 | 4 | 90853 |
| Siemens C10 | 5SX1 | 1 | 90850, 149514 |
| Siemens C32 | 5SX1-2 | 2 | 90853, 149514 |
| Siemens ITE | 5SN22 | 2 | 90853 |
| Siemens ITE | 5SQ11 | 1 | 90850, 149514 |
| Siemens ITE | 5SQ12 | 2 | 90853, 149514 |
| Siemens ITE | 5SQ13 | 3 | 90853, 149514 |
| Siemens ITE | 5SQ16 | 4 | 90853, 149514 |
| Siemens ITE | 5SX11 | 1 | 90850 |
| Siemens ITE | 5SX12 | 2 | 90853 |
| Siemens ITE | 5SX13 | 3 | 90853, 149514 |
| Siemens ITE | 5SX21 | 1 | 90850 |
| Siemens ITE | BL | 1 | 65387, 148689, 65396, 148690, 51252, 148696, 51254 |
| Siemens ITE | BL | 2-3 | 66321, 148702, 51254 |
| Siemens ITE | BLF-GFI | 2 | 66321, 148702, 51254 |
| Siemens ITE | BLH | 1 | 65387, 148689, 65396, 148690, 51254 |
| Siemens ITE | BLH | 2-3 | 66321, 148702, 51254 |
| Siemens ITE | BQ | 1 | 65387, 148689, 65396, 148690, 51254 |
| Siemens ITE | BQ | 2-3 | 66321, 148702, 51254 |
| Siemens ITE | BQCH | 1-3 | 65396, 148690, 51254 |
| Siemens ITE | BQD | 1-3 | 65396, 148690, 51254 |
| Siemens ITE | BQH | 1 | 65387, 148689, 65396, 148690, 51254 |
| Siemens ITE | BQH | 2-3 | 66321, 148702, 51254 |
| Siemens ITE | CED6 | 2-3 | 65396, 148690, 51254 |
| Siemens ITE | CFD6 | 2-3 | 65397*, 148701* |
| Siemens ITE | CFD6-ETI | 2-3 | 65397*, 148701* |
| Siemens ITE | CJ3 | 3 | 65397, 148701 |
| Siemens ITE | CJD6 | 2-3 | 65397, 148701 |
| Siemens ITE | CJD6-ETI | 2-3 | 65397, 148701 |
| Siemens ITE | CLF | 2 | 65397, 148701 |
| Siemens ITE | CMD6 | 3 | 65329, 148692 |
| Siemens ITE | CMD6-ETI | 3 | 65329, 148692 |
| Siemens ITE | CND6 | 3 | 65329, 148692 |
| Siemens ITE | CPD6 | 3 | 65329, 148692 |
| Siemens ITE | CQD | 1-3 | 65396*, 148690*, 51254 |
| Siemens ITE | E2 | 1-3 | 65396, 148690, 51254 |
| Siemens ITE | E4 | 1-3 | 65396, 148690, 51254 |
| Siemens ITE | ED | 1-3 | 65396, 148690, 51254 |
| Siemens ITE | ED4 | 1-3 | 65396, 148690, 51254 |
| Siemens ITE | ED6 | 1-3 | 65396, 148690, 51254 |
| Siemens ITE | ED6-ETI | 3 | 65396, 148690, 51254 |
| Siemens ITE | EE3 | 3 | 65396*, 148690*, 51254 |
| Siemens ITE | EH3 | 3 | 65396*, 148690*, 51254 |
| Siemens ITE | EQP | 4 | 66321, 148702, 51254 |
| Siemens ITE | ET | 3 | 65396*, 148690*, 51254 |
| Siemens ITE | FD6A | 2-3 | 65397*, 148701* |
| Siemens ITE | FJ2-B | 2-3 | 65396*, 148690*, 65397*, 148701* |
| Siemens ITE | FJ3 | 2 | 65397, 148701 |
| Siemens ITE | FJ6 | 2 | 65397*, 148701* |

| Brand | Model No. | Poles | Compatible Part # |
|-------------|-----------|-------|-------------------------------------|
| Siemens ITE | FXD6-ETI | 2-3 | 65397*, 148701* |
| Siemens ITE | FXD6A | 2-3 | 65397*, 148701* |
| Siemens ITE | GF | 1 | 65396, 148690, 51254 |
| Siemens ITE | HLB | 1 | 65387, 148689, 65396, 148690, 51254 |
| Siemens ITE | HLB | 2-3 | 66321, 148702, 51254 |
| Siemens ITE | HBQ | 1 | 65387, 148689, 65396, 148690, 51254 |
| Siemens ITE | HBQ | 2-3 | 66321, 148702, 51254 |
| Siemens ITE | HE4 | 1-3 | 65396, 148690, 51254 |
| Siemens ITE | HED4 | 1-3 | 65396, 148690, 51254 |
| Siemens ITE | HED6 | 2-3 | 65396, 148690, 51254 |
| Siemens ITE | HFD6 | 2-3 | 65397*, 148701* |
| Siemens ITE | HFXD6 | 2-3 | 65397*, 148701* |
| Siemens ITE | HHED6 | 2-3 | 65396, 148690, 51254 |
| Siemens ITE | HHFD6 | 2-3 | 65397*, 148701* |
| Siemens ITE | HHJD6 | 2-3 | 65397, 148701 |
| Siemens ITE | HHJXD6 | 2-3 | 65397, 148701 |
| Siemens ITE | HJD6 | 2-3 | 65397, 148701 |
| Siemens ITE | HJXD6 | 2-3 | 65397, 148701 |
| Siemens ITE | HMD6 | 2-3 | 65329, 148692 |
| Siemens ITE | HMXD6 | 2-3 | 65329, 148692 |
| Siemens ITE | HIN3 | 2 | 65329, 148692 |
| Siemens ITE | HND6 | 2-3 | 65329, 148692 |
| Siemens ITE | HINXD6 | 2-3 | 65329, 148692 |
| Siemens ITE | HPD6 | 3 | 65329, 148692 |
| Siemens ITE | HPXD6 | 3 | 65329, 148692 |
| Siemens ITE | HQJ2-H | 3 | 65396, 148690, 51254 |
| Siemens ITE | HQP | 1 | 65387, 148689, 65396, 148690, 51254 |
| Siemens ITE | HQP | 2-3 | 66321, 148702, 51254 |
| Siemens ITE | HQPP | 1 | 65387, 148689, 65396, 148690, 51254 |
| Siemens ITE | HQPP | 2-3 | 66321, 148702, 51254 |
| Siemens ITE | HQPPH | 2 | 66321, 148702, 51254 |
| Siemens ITE | HRD6 | 3 | 65329, 148692 |
| Siemens ITE | HRXD6 | 3 | 65329, 148692 |
| Siemens ITE | JD2 | 3 | 65329, 148692 |
| Siemens ITE | JD6-A | 2-3 | 65397, 148701 |
| Siemens ITE | JJ3 | 3 | 65397, 148701 |
| Siemens ITE | JJ6 | 3 | 65329, 148692 |
| Siemens ITE | JL3 | 3 | 65397, 148701 |
| Siemens ITE | JXD2-A | 2-3 | 65397, 148701 |
| Siemens ITE | JXD6-A | 2-3 | 65329, 148692 |
| Siemens ITE | KM3 | 3 | 65329, 148692 |
| Siemens ITE | LL3 | 3 | 65397, 148701 |
| Siemens ITE | LL6 | 3 | 65329, 148692 |
| Siemens ITE | LXD6-ETI | 3 | 65329, 148692 |
| Siemens ITE | MD6 | 2-3 | 65329, 148692 |
| Siemens ITE | MXD6 | 2-3 | 65329, 148692 |
| Siemens ITE | MXD6-ETI | 2-3 | 65329, 148692 |
| Siemens ITE | ND6 | 2-3 | 65329, 148692 |
| Siemens ITE | NXD6 | 2-3 | 65329, 148692 |
| Siemens ITE | PD6 | 3 | 65329, 148692 |
| Siemens ITE | PXD6 | 3 | 65329, 148692 |
| Siemens ITE | QJ2 | 2-3 | 65396*, 148690*, 51254 |
| Siemens ITE | QJ2-H | 2-3 | 65396*, 148690*, 51254 |
| Siemens ITE | QJH2 | 2-3 | 65396*, 148690*, 51254 |
| Siemens ITE | QP | 1 | 65387, 148689, 65396, 148690, 51254 |
| Siemens ITE | QP | 2-3 | 66321, 148702, 51254 |
| Siemens ITE | QP1 | 1 | 65396, 148690, 51254 |
| Siemens ITE | QPH | 1 | 65387, 148689, 65396, 148690, 51254 |
| Siemens ITE | QPH | 2-4 | 66321, 148702, 51254 |
| Siemens ITE | QPP | 1 | 65387, 148689, 65396, 148690, 51254 |
| Siemens ITE | QPP | 2-3 | 66321, 148702, 51254 |
| Siemens ITE | QPPH | 1 | 65387, 148689, 65396, 148690, 51254 |
| Siemens ITE | QPPH | 2-3 | 66321, 148702, 51254 |
| Siemens ITE | RD6 | 3 | 65329, 148692 |
| Siemens ITE | RXD6 | 3 | 65329, 148692 |
| Siemens ITE | SCMD6 | 3 | 65329, 148692 |
| Siemens ITE | SCND6 | 3 | 65329, 148692 |

Lockout Tagout

*Requires use of a cleat.

Circuit Breaker Lockout Compatibility Guide (continued)

| Brand | Model No. | Poles | Compatible Part # |
|--------------|-----------|-------|--------------------------------|
| Siemens ITE | SHLD6-A | 3 | 65329, 148692 |
| Siemens ITE | SHMD6 | 3 | 65329, 148692 |
| Siemens ITE | SHND6 | 3 | 65329, 148692 |
| Siemens ITE | SHPD6 | 3 | 65329, 148692 |
| Siemens ITE | SMD6 | 3 | 65329, 148692 |
| Siemens ITE | SND6 | 3 | 65329, 148692 |
| Siemens ITE | SPD6 | 3 | 65329, 148692 |
| Siemens ITE | VF3 | 3 | 65396, 148690 |
| Siemens L20A | 5SN2-2 | 2 | 90853, 149514 |
| Square D | EDB | 1-3 | 65396, 148690, 51254 |
| Square D | EGB | 1-3 | 65396, 148690, 51254 |
| Square D | EH4 | 1-3 | 65396, 148690, 51254 |
| Square D | EHB | 1-3 | 65396, 148690, 51254 |
| Square D | EHB | 2-3 | 66321, 148702, 51254 |
| Square D | EJB | 1-3 | 65396, 148690, 51254 |
| Square D | EZ | 3 | 65329, 148692 |
| Square D | FA | 1-3 | 65396*, 148690* |
| Square D | FAL | 1-3 | 65396*, 148690* |
| Square D | FC | 3 | 65396*, 148690* |
| Square D | FCL | 2-3 | 65396*, 148690* |
| Square D | FDA | 2-3 | 65396, 148690, 51254 |
| Square D | FGA | 3 | 51254 |
| Square D | FH | 1-3 | 65396*, 148690* |
| Square D | FHL | 1-3 | 65396*, 148690* |
| Square D | FHL-DC | 3 | 65396*, 148690* |
| Square D | FHP | 3 | 65396*, 148690* |
| Square D | FI | 3 | 65396*, 148690* |
| Square D | FIL | 3 | 65396*, 148690* |
| Square D | FY | 1 | 65396*, 148690* |
| Square D | GJL | 3 | 65396*, 148690* |
| Square D | KA | 2-3 | 65396*, 148690* |
| Square D | KAL | 2-3 | 65396*, 148690* |
| Square D | KAP | 2-3 | 65397, 148701 |
| Square D | KC | 2-3 | 65396*, 148690* |
| Square D | KCL | 2-3 | 65396*, 148690* |
| Square D | KH | 2-3 | 65396*, 148690* |
| Square D | KHL | 3 | 65396*, 148690* |
| Square D | KI | 2-3 | 65396*, 148690* |
| Square D | KIL | 2-3 | 65396*, 148690* |
| Square D | L2 | 3 | 65329, 148692 |
| Square D | LA | 2-3 | 65397*, 148701* |
| Square D | LAL | 2-3 | 65397*, 148701*, 65329, 148692 |
| Square D | LAP | 3 | 65397*, 148701*, 65329, 148692 |
| Square D | LC | 3 | 65329, 148692 |
| Square D | LCP | 3 | 65329, 148692 |
| Square D | LH | 2-3 | 65397*, 148701* |
| Square D | LHL | 3 | 65397*, 148701*, 65329, 148692 |
| Square D | LHP | 1-2 | 65397*, 148701*, 65329, 148692 |
| Square D | LXL | 3 | 65329, 148692 |
| Square D | MA | 3 | 65329, 148692 |
| Square D | MA | 2-3 | 65397*, 148701* |
| Square D | MAL | 3 | 65329, 148692 |
| Square D | MH | 2-3 | 65329, 148692 |
| Square D | MH | 2-3 | 65397*, 148701* |
| Square D | MHL | 2-3 | 65329, 148692 |
| Square D | ML-1 | 3 | 65397*, 148701* |
| Square D | ML-3 | 3 | 65329, 148692 |
| Square D | MXL | 3 | 65329, 148692 |

| Brand | Model No. | Poles | Compatible Part # |
|----------------|----------------|-------|--|
| Square D | Q1B | 2-3 | 65396, 148690, 51254 |
| Square D | Q1L | 2-3 | 65396, 148690, 51254 |
| Square D | Q2 | 2-3 | 65396*, 148690* |
| Square D | Q2H | 2-3 | 65396*, 148690* |
| Square D | Q2L | 2-3 | 65396*, 148690* |
| Square D | Q2MT | 2-3 | 65396*, 148690* |
| Square D | Q4 | 2-3 | 65397*, 148701* |
| Square D | Q4L | 2-3 | 65397*, 148701* |
| Square D | QO | 1 | 51252, 148696 |
| Square D | QO | 2-3 | 65387, 148689, 65396, 148690, 51252, 148696, 51254 |
| Square D | QO-H | 2 | 51252, 148696 |
| Square D | QO-SWN | 2-3 | 65387, 148689, 65396, 148690, 51252, 148696, 51254 |
| Square D | QO-VH | 1 | 51252, 148696 |
| Square D | QO-VH | 2-3 | 65387, 148689, 65396, 148690, 51252, 148696, 51254 |
| Square D | QOB | 1 | 51252, 148696 |
| Square D | QOB | 2-3 | 65387, 148689, 65396, 148690, 51252, 148696, 51254 |
| Square D | QOB-H | 2 | 51252, 148696 |
| Square D | QOB-VH | 2-3 | 66321, 148702 |
| Square D | QOB-VH | 1 | 65387, 148689, 65396, 148690, 51252, 148696, 51254 |
| Square D | QOM1-VH | 2 | 65396, 148690, 51254 |
| Square D | QOM2-VH | 2 | 65396, 148690, 51254 |
| Square D | QOU | 1 | 51252, 148696 |
| Square D | QOU | 2-3 | 65396*, 148690*, 51252, 148696, 51254 |
| Square D | QOU w/ tie bar | 2-3 | 66321, 148702, 51254 |
| Square D | QYU | 1 | 51252, 148696 |
| Square D | Y1 | 1 | 65397, 148701 |
| Sursum | EA53 | 3 | 90847 |
| Sylvania GTE | QC | 2 | 66321, 148702, 51254 |
| Sylvania GTE | Type C | 2 | 66321, 148702, 51254 |
| Thomas & Betts | F Frame | 1-3 | 65396, 148690, 51254 |
| Toshiba | E225B | 3 | 65396*, 148690* |
| Westinghouse | BA | 1-3 | 65387, 148689, 65396, 148690, 51254 |
| Westinghouse | BA w/ tie bar | 2-3 | 66321, 148702 |
| Westinghouse | BAB | 1-3 | 65387, 148689, 65396, 148690, 51254 |
| Westinghouse | BR | 1-3 | 65387, 148689, 65396, 148690, 51254 |
| Westinghouse | BR w/ tie bar | 2-3 | 66321, 148702, 51254 |
| Westinghouse | BRH w/ tie bar | 2-3 | 66321, 148702 |
| Westinghouse | CA | 2 | 65396*, 148690* |
| Westinghouse | DA | 2-3 | 65397, 148701 |
| Westinghouse | DK | 3 | 65397, 148701 |
| Westinghouse | EB | 1-3 | 65396*, 148690*, 51254 |
| Westinghouse | ED | 2-3 | 65396, 148690, 51254 |
| Westinghouse | EH | 1-3 | 65396, 148690, 51254 |
| Westinghouse | EHB | 1-3 | 65396*, 148690* |
| Westinghouse | EHD | 1-3 | 65396, 148690, 51254 |
| Westinghouse | FA | 3 | 65396*, 148690*, 51254 |
| Westinghouse | FB | 2-3 | 65396*, 148690*, 51254 |
| Westinghouse | FD | 1-4 | 65396, 148690, 51254 |
| Westinghouse | FDB | 2-4 | 65396, 148690, 51254 |

| Brand | Model No. | Poles | Compatible Part # |
|--------------|------------|-------|-------------------------------------|
| Westinghouse | FDC | 2-4 | 65396, 148690, 51254 |
| Westinghouse | FP | 3 | 65397*, 148701* |
| Westinghouse | GB | 1-3 | 65396, 148690, 51254 |
| Westinghouse | GBH | 1-3 | 65396, 148690, 51254 |
| Westinghouse | GHB | 1-3 | 65396, 148690, 51254 |
| Westinghouse | GR | 3 | 65397, 148701 |
| Westinghouse | HBAW | 1 | 65387, 148689, 65396, 148690, 51254 |
| Westinghouse | HBAX | 1 | 65387, 148689, 65396, 148690, 51254 |
| Westinghouse | HCA | 3 | 65396*, 148690* |
| Westinghouse | HFB | 1-3 | 65396*, 148690* |
| Westinghouse | HFD | 1-4 | 65396, 148690, 51254 |
| Westinghouse | HKD | 3 | 65397, 148701 |
| Westinghouse | HLA | 3 | 65397, 148701 |
| Westinghouse | HLB | 2-3 | 65397, 148701 |
| Westinghouse | HMC | 3 | 65397, 148701 |
| Westinghouse | HMCP | 3 | 65396*, 148690*, 51254 |
| Westinghouse | HNC | 3 | 65329, 148692 |
| Westinghouse | HQNP | 3 | 65396, 148690, 51254 |
| Westinghouse | HQP | 1 | 65387, 148689, 65396, 148690, 51254 |
| Westinghouse | JA | 2-3 | 65397, 148701 |
| Westinghouse | JB | 3 | 65397, 148701 |
| Westinghouse | JBD | 2-4 | 65397, 148701 |
| Westinghouse | JDB | 3 | 65397, 148701 |
| Westinghouse | KA | 3 | 65397*, 148701* |
| Westinghouse | KB | 2-3 | 65397, 148701 |
| Westinghouse | LA | 3 | 65397*, 148701* |
| Westinghouse | LB | 3 | 65397, 148701 |
| Westinghouse | LBB | 3 | 65397, 148701 |
| Westinghouse | LH | 3 | 65397, 148701 |
| Westinghouse | MA | 2-3 | 65397*, 148701* |
| Westinghouse | MC | 2-3 | 65397*, 148701* |
| Westinghouse | MCC | 2-3 | 65397*, 148701* |
| Westinghouse | MPCO | 3 | 65396*, 148690*, 51254 |
| Westinghouse | NB | 2-3 | 65329, 148692 |
| Westinghouse | P | 3 | 65396, 148690, 51254 |
| Westinghouse | QBHW | 1 | 65387, 148689, 65396, 148690, 51254 |
| Westinghouse | QC | 3 | 66321, 148702 |
| Westinghouse | QC | 1 | 65387, 148689, 65396, 148690, 51254 |
| Westinghouse | QCHQ | 1 | 65387, 148689, 65396, 148690, 51254 |
| Westinghouse | QHCW | 1 | 65387, 148689, 65396, 148690, 51254 |
| Westinghouse | QHCX | 1 | 65387, 148689, 65396, 148690, 51254 |
| Westinghouse | QHPW | 1 | 65387, 148689, 65396, 148690, 51254 |
| Westinghouse | QPHW | 1 | 65387, 148689, 65396, 148690, 51254 |
| Westinghouse | Quicktag P | 1-3 | 65396, 148690, 51254 |
| Westinghouse | RE | 1-2 | 65396, 148690, 51254 |
| Westinghouse | RH | 3 | 65397, 148701 |
| Westinghouse | WPHX | 1 | 65387, 148689, 65396, 148690, 51254 |
| Wylex | WRS40/2 | 2 | 90844 |
| Zinsco | HQB | 3 | 65396, 148690, 51254 |
| Zinsco | QB | 1 | 65396, 148690, 51254 |

Lockout Tagout

Standard Circuit Breaker Lockouts



- 65387 148689**
120V Snap-on lockout
- 65396 148690**
120/277V Clamp-on lockout
- 65397 148701**
480/600V Clamp-on lockout
- 65329 148692**
480/600V Oversized lockout
- 66321 148702**
Universal multi-pole lockout

EZ Paneloc™ Lockouts



- 51252 148696**
Snap-on (SQD QO) lockout
- 51254**
Clamp-on (universal) lockout

Miniature Circuit Breaker Lockouts



- 90844**
Pin-out standard lockout
- 90847**
Pin-in standard lockout
- 90850**
Pin-out wide lockout
- 90853**
Tie-bar lockout
- 149433**
Rotary lockout
- 149514**
Universal lockout

*Requires use of a cleat.

Circuit Breaker Lockouts

BradyID.com/s36

TAGLOCK™ Circuit Breaker Securing Devices

Tagout plus physical restraint protection for multiple workers

With TAGLOCK™ circuit breaker securing devices from Brady, your maintenance team members can individually tag and secure each circuit breaker for improved safety and compliance. These devices are secured to circuit breakers with standard non-releasable 50-pound minimum strength nylon cable ties and meet OSHA requirement 1910.269(d)(3)(ii)(D) for power generation, transmission and distribution facilities.

TAGLOCK securing devices feature:

- **Easy installation** onto the breaker with nylon cable tie and the worker's ID tag
- **Multiple worker tagging capabilities** for up to 4 workers to apply a nylon cable tie and their ID tag
- **Secure restraints** that will remain securely fastened to the breaker switch until each person has removed their nylon cable tie and tag
- **Pre-loadable tags** enable users to prepare ID tags in advance and then quickly secure them to the designated energy control lockout points
- **More convenient** lockout tagout option eliminates the need to use locks
- **Cost savings** from less tag preparation and reduced equipment downtime



Lockout Tagout



Securable by BOTH cable tie and safety lock at the same time



Save time by "pre-loading" your tag and cable tie before walking to the energy point



120V breaker lockout devices fit on breakers next to each other, enabling multiple tagouts at one time



Pair your TAGLOCK devices with Mini Lockout Tags

| Catalog # | Description | Size | Qty. |
|-----------|---|-----------------|------|
| 148824 | Mini Lockout Tags (Fasteners sold separately) | 2.5 in. x 2 in. | 25 |
| 81762 | Nylon Fasteners | 7 in. | 100 |



TAGLOCK™ 120V Snap-On Breaker Lockout

- Designed for 120V breakers with holes in the switch tongue
- Quick and easy – just snap in place and apply lock
- Dual cavities accommodate different size switch tongues
- Single and 6 packs include cable ties


| Catalog # | Description | Qty |
|-----------|---|-----|
| 148689 | 120V Snap-On Breaker Lockout | 1 |
| 148693 | 120V Snap-On Breaker Lockout | 6 |
| 148694 | 120V Snap-On Breaker Lockout (Cable ties sold separately) | 50 |



TAGLOCK™ 120V Holed-Tongue Breaker Lockout

- Align pins with holes in breaker and snap closed
- Pins prevent switch from being thrown
- Lockout is small enough to lockout multiple breakers in a row
- Single and 6 packs include cable ties

| Catalog # | Description | Qty |
|-----------|--|-----|
| 148696 | Breaker Switches with Holes | 1 |
| 148688 | Breaker Switches with Holes | 6 |
| 148700 | Breaker Switches with Holes (Cable ties sold separately) | 50 |



TAGLOCK™ Universal Multi-Pole Breaker Lockout

- Single device works with most major multi-pole breakers that employ a tie-bar
- Use thumbscrew to clamp lockout securely over tie bar, then insert lock to prevent clamp from being loosened
- Single and 6 packs include cable ties


| Catalog # | Description | Qty |
|-----------|---|-----|
| 148702 | Multi-pole Breaker Lockout | 1 |
| 148697 | Multi-pole Breaker Lockout | 6 |
| 148695 | Multi-pole Breaker Lockout (Cable ties sold separately) | 50 |



TAGLOCK™ 120/277V Clamp-On Breaker Lockout

- Works on a wide range of single-pole and internal-trip multi-pole breakers
- Use thumbscrew to clamp lockout onto switch tongue, then pull cover over thumbscrew and lock in place
- Includes cleat to expand the range of applicable breakers
- Single and 6 packs include cable ties

| Catalog # | Description | Qty |
|-----------|--|-----|
| 148690 | 120/277V Breaker Lockout | 1 |
| 148698 | 120/277V Breaker Lockout | 6 |
| 148699 | 120/277V Breaker Lockout (Cleats and cable ties sold separately) | 50 |
| 65404 | Extra Cleats for 120/277V Lockout | 6 |



TAGLOCK™ 480/600V Clamp-On Breaker Lockout

- Works on a wide range of single-pole and internal-trip multi-pole breakers
- Use thumbscrew to clamp lockout onto switch tongue, then pull cover over thumbscrew and lock in place
- Includes cleat to expand the range of applicable breakers
- Single and 6 packs include cable ties

| Catalog # | Description | Qty |
|-----------|--|-----|
| 148701 | 480/600V Breaker Lockout | 1 |
| 148687 | 480/600V Breaker Lockout | 6 |
| 148686 | 480/600V Breaker Lockout (Cleats and cable ties sold separately) | 25 |
| 65406 | Extra Cleats for 480/600V Lockout | 6 |



TAGLOCK™ Oversized Clamp-On Breaker Lockout

- Oversized 480/600V frame lockout fits breaker switches up to 2.25 in. wide and 0.875 in. thick
- Made of durable polypropylene and glass filled-impact-modified nylon
- Single and 6 packs include cable ties

| Catalog # | Description | Qty |
|-----------|--|-----|
| 148692 | Oversized Breaker Lockout | 1 |
| 148691 | Oversized Breaker Lockout | 6 |
| 148685 | Oversized Breaker Lockout (Cable ties sold separately) | 25 |

Circuit Breaker Lockouts

BradyID.com/s36

EZ Paneloc™ System

- Works on wide range of breakers, including single- and multi-pole configurations
- Can be used with most padlocks by making use of unique lock rail system
- Allows panel door to be closed even when lockouts are in place
- Accommodates multiple locks, facilitating group lockout activity without hasps
- Keeps weight off the breakers, protecting delicate electrical components
- Positions locks and tags outside the panel, making sure lockout activity is clearly visible to anyone in the area

(Not recommended for use with multi-lock hasps)



Snap-On Lockout

- For use on Square D NQO and other breakers with a hole in the switch tongue
- Align pins with holes in breaker and snap closed
- Pins prevent switch from being thrown
- Size: 0.90 in. x 1.88 in. x 0.74 in.
- Rails sold separately

| Catalog # | Description | Qty. |
|-----------|--------------------------------|------|
| 51252 | Snap-On Lockout w/ 2 in. Cable | 1 |
| 65815 | Snap-On Lockout w/ 2 in. Cable | 6 |



Clamp-On Lockout

- For use on breakers that do not have a hole in the switch tongue
- Turn thumbscrew to clamp lockout securely onto switch, then snap the cover closed to prevent thumbwheel from being loosened
- Size: 0.95 in. x 2.56 in. x 0.74 in.
- Rails sold separately

| Catalog # | Description | Qty. |
|-----------|---------------------------------|------|
| 51254 | Clamp-On Lockout w/ 2 in. Cable | 1 |
| 65810 | Clamp-On Lockout w/ 2 in. Cable | 6 |



Spacing Gasket and Lock Rails

- For low profile panels
- Self-adhesive gasket pushes out low profile panel frame adding an additional 0.375 in. of clearance between the panel and the door
- Lock rails made of durable isoplast polymers with acrylic adhesive backing

| Catalog # | Description | Qty. |
|-----------|---|------|
| 51256 | 4 in. Lock Rail (7 loops) | 1 |
| 65814 | 4 in. Lock Rail (7 loops) | 6 |
| 51258 | 8 in. Lock Rail (15 loops) | 1 |
| 51260 | 8 in. Lock Rail (15 loops) | 6 |
| 89256 | Spacing Gasket 0.375 in. x 1 in. x 15 ft. | 1 |

Lockout Tagout


EZ Paneloc System In Action



1. Expose the super-bond adhesive on back of rail. Permanently affix to any location on the panel.



2. Attach the lockout device to the breaker and snap into locked position.



3. Pass plastic key through lock rail and attach lock, preventing key from sliding down cable to device.



4. After procedure is finished, unlock device by inserting and turning the black plastic key.