

STRAIGHT HOSE

Lock-On Rubber Hose



When pressurized, Lock-On Hose contracts to grip the fitting and slightly elongates, providing a positive grip of Lock-On Hose to the fitting.

Coilhose Lock-On Rubber Hose withstands pressures up to 300 PSI and temperatures up to 212° F. Lock-On Fittings, when used with Lock-On Hose, eliminate the need for ferrules or clamps, which facilitates quick, permanent in-the-field installations and repairs. Hose consists of Black Nitrile Tube with multiple textile spirals and Gray Neoprene Cover. Use with the Lock-On Hose Fittings (page 20) and couplers and connectors with lock-on barb (pages 26-30). This hose adheres to a 4:1 Safety Factor and RMA Class A - High Oil Resistance. Also, our lock-on hose has a flame resistant cover.

Specifications

Type	Hose I.D. (nom)	Hose O.D. (nom)	Temperature Range	Working Pressure at 70° F
L14RN	1/4"	1/2"	-40° F To + 212° F	300 PSI
L38	3/8"	21/32"	-40° F To + 212° F	300 PSI
L12	1/2"	13/16"	-40° F To + 212° F	300 PSI

Ordering Information:


Model	I.D.	Length	Fitting
L14RM06N	1/4"	6'	No Fitting
L14R025N	1/4"	25'	1/4" Lock-on MPT
L14RM25N	1/4"	25'	No Fitting
L14R050N	1/4"	50'	1/4" Lock-on MPT
L14RM50N	1/4"	50'	No Fitting
L14R050N15X	1/4"	50'	1/4" Lock-on Industrial Cplr/Conn
L14R050N16X	1/4"	50'	1/4" Lock-on Automotive Cplr/Conn
L14R100N	1/4"	100'	1/4" Lock-on MPT
L14R100N15X	1/4"	100'	1/4" Lock-on Industrial Cplr/Conn
L14R100N16X	1/4"	100'	1/4" Lock-on Automotive Cplr/Conn
L14RM100N	1/4"	100'	No Fitting
L14RN	1/4"	650' Reel	No Fitting
L38RM06N	3/8"	6'	No Fitting
L38R025N	3/8"	25'	3/8" Lock-on MPT
L38R0254N	3/8"	25'	1/4" Lock-on MPT
L38RM25N	3/8"	25'	No Fitting
L38R050N	3/8"	50'	3/8" Lock-on MPT
L38R0504N	3/8"	50'	1/4" Lock-on MPT
L38RM50N	3/8"	50'	No Fitting
L38R050N15X	3/8"	50'	1/4" Lock-on Industrial Cplr/Conn
L38R050N16X	3/8"	50'	1/4" Lock-on Automotive Cplr/Conn
L38R100N	3/8"	100'	1/4" Lock-on MPT
L38R100N15X	3/8"	100'	1/4" Lock-on Industrial Cplr/Conn
L38R100N16X	3/8"	100'	1/4" Lock-on Automotive Cplr/Conn
L38RM100N	3/8"	100'	No Fitting
L38RN	3/8"	650' Reel	No Fitting
L12RM06N	1/2"	6'	No Fitting
L12RM25N	1/2"	25'	No Fitting
L12RM50N	1/2"	50'	No Fitting
L12RM100N	1/2"	100'	No Fitting
L12RN	1/2"	500' Reel	No Fitting


Reel lengths shown are approximate and may vary. Please consult factory for actual length upon placing an order.


For ferrule or crimper & die references for this hose, please consult factory.


Lock-On Rubber Hose Fittings

STRAIGHT HOSE

Swivel Male	Hose I.D.	Thread	Model
	1/4"	1/4" MPT	LSM0404
	3/8"	3/8" MPT	LSM0606
	1/2"	1/2" MPT	LSM0808


Rigid Female	Hose I.D.	Thread	Model
	1/4"	1/4" FPT	LRF0404
	3/8"	3/8" FPT	LRF0606
	1/2"	1/2" FPT	LRF0808

Splicer	Hose I.D.	Thread	Model
	1/4"	n/a	LS0404
	3/8"	n/a	LS0606
	1/2"	n/a	LS0808

Rigid Male	Hose I.D.	Thread	Model
	1/4"	1/8" MPT	LRM0402
	1/4"	1/4" MPT	LRM0404
	3/8"	1/4" MPT	LRM0604
	3/8"	3/8" MPT	LRM0606
	3/8"	1/2" MPT	LRM0608
	1/2"	1/2" MPT	LRM0808

ASSEMBLY INSTRUCTIONS:

1. Cut hose square.
2. Lubricate barb with soapy water solution.
3. Insert fitting into hose until first barb is in hose.
4. Place fitting against flat surface and grip hose 1" from end. Push with steady force until end of hose is bottomed against edge of plastic cap.

Swivel Female	Hose I.D.	Thread	Model
	1/4"	1/4" FPT	LSF0404
	3/8"	1/4" FPT	LSF0604
	3/8"	3/8" FPT	LSF0606
	1/2"	1/2" FPT	LSF0808

See pages 26 - 30 for more Lock-On Fittings (model numbers with "L").



For All Your Pneumatic Accessory Needs • www.coilhose.com
 EAST: 19 Kimberly Road, East Brunswick, NJ 08816 • 732.390.8480
 WEST: 1730 NE Miller Street, McMinnville, OR 97128 • 503.434.5964