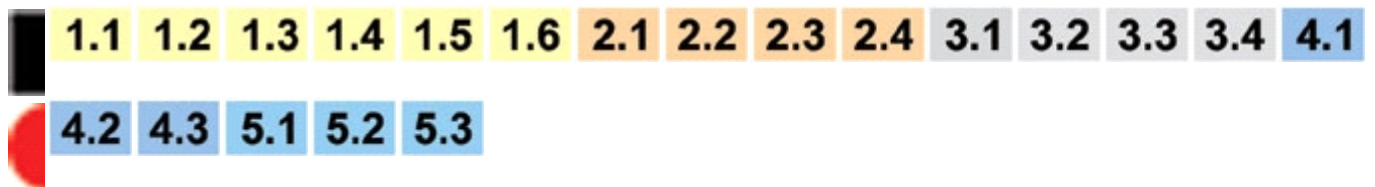




S235

End Mill

NEW
2018.10



d_1 R mm	d_1 decimal Inch	d_2 R mm	l_2 mm	l_1 mm	# of Flutes	e-code	USD
2.00	0.0787	3.0	6	38	4	S2352.0	22.30
2.50	0.0984	3.0	7	38	4	S2352.5	22.75
3.00	0.1181	3.0	12	38	4	S2353.0	20.05
3.50	0.1378	4.0	12	50	4	S2353.5	30.75
4.00	0.1575	4.0	14	50	4	S2354.0	27.45
4.50	0.1772	5.0	14	50	4	S2354.5	30.75
5.00	0.1969	5.0	16	50	4	S2355.0	30.05
6.00	0.2362	6.0	19	63	4	S2356.0	34.90
7.00	0.2756	8.0	19	63	4	S2357.0	55.80
8.00	0.3150	8.0	19	63	4	S2358.0	53.60
9.00	0.3543	10.0	22	70	4	S2359.0	66.70
10.00	0.3937	10.0	22	70	4	S23510.0	64.40
11.00	0.4331	11.0	25	70	4	S23511.0	81.70
12.00	0.4724	12.0	25	75	4	S23512.0	94.80
14.00	0.5512	14.0	30	88	4	S23514.0	164.00
16.00	0.6299	16.0	32	88	4	S23516.0	188.00
18.00	0.7087	18.0	36	100	4	S23518.0	216.00
20.00	0.7874	20.0	38	100	4	S23520.0	268.00