

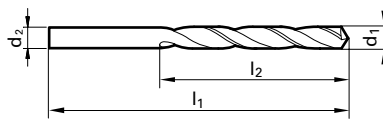
# 3xD

# Series 2463

## General Purpose




Carbide, general purpose (Type N), stub length,  
118° faceted point, standard straight shank, RH helix

Cut / Shank Dia. = h7 tolerance range



$d_1 = d_2$

### Application Materials:

-  General Steels/Brass
-  Universal Steels
-  Cast Iron




Twist Drills



FIREX® Coated



External Coolant



Straight Shank

Speeds & Feeds  
information pg 464

Diameter (d1)			l1 mm	l2 mm	EDP #
Dec. Inch	Fract. Inch	Wire / letter mm			
0.0394		1.000	26.00	6.00	9024630010000
0.0402		60	1.020	26.00	9024630010200
0.0409		59	1.040	26.00	9024630010400
0.0421		58	1.070	28.00	9024630010700
0.0429		57	1.090	28.00	9024630010900
0.0433		56	1.100	28.00	9024630011000
0.0465		56	1.180	28.00	9024630011800
0.0469	3/64	56	1.190	30.00	9024630011900
0.0472		56	1.200	30.00	9024630012000
0.0512		56	1.300	30.00	9024630013000
0.0520		55	1.320	30.00	9024630013200
0.0551		54	1.400	32.00	9024630014000
0.0591		54	1.500	32.00	9024630015000
0.0594		53	1.510	34.00	9024630015100
0.0626	1/16	53	1.590	34.00	9024630015900
0.0630		52	1.600	34.00	9024630016000
0.0634		52	1.610	34.00	9024630016100
0.0669		51	1.700	34.00	9024630017000
0.0701		50	1.780	36.00	9024630017800
0.0709		50	1.800	36.00	9024630018000
0.0728		49	1.850	36.00	9024630018500
0.0748		49	1.900	36.00	9024630019000
0.0760		48	1.930	38.00	9024630019300
0.0780	5/64	48	1.980	38.00	9024630019800
0.0783		47	1.990	38.00	9024630019900
0.0787		47	2.000	38.00	9024630020000
0.0811		46	2.060	38.00	9024630020600
0.0819		45	2.080	38.00	9024630020800
0.0827		45	2.100	38.00	9024630021000
0.0858		44	2.180	40.00	9024630021800
0.0866		44	2.200	40.00	9024630022000
0.0885		43	2.250	40.00	9024630022500
0.0890		43	2.260	40.00	9024630022600
0.0906		42	2.300	40.00	9024630023000
0.0933		42	2.370	43.00	9024630023700
0.0937	3/32	42	2.380	43.00	9024630023800
0.0945		41	2.400	43.00	9024630024000
0.0961		41	2.440	43.00	9024630024400
0.0980		40	2.490	43.00	9024630024900
0.0984		40	2.500	43.00	9024630025000
0.0996		39	2.530	43.00	9024630025300
0.1016		38	2.580	43.00	9024630025800
0.1024		38	2.600	43.00	9024630026000
0.1039		37	2.640	43.00	9024630026400
0.1063		36	2.700	46.00	9024630027000
0.1067		36	2.710	46.00	9024630027100
0.1094	7/64	36	2.780	46.00	9024630027800
0.1098		35	2.790	46.00	9024630027900
0.1102		35	2.800	46.00	9024630028000
0.1110		34	2.820	46.00	9024630028200
0.1130		33	2.870	46.00	9024630028700
0.1142		33	2.900	46.00	9024630029000
0.1161		32	2.950	46.00	9024630029500
0.1181		32	3.000	46.00	9024630030000

Diameter (d1)			l1 mm	l2 mm	EDP #
Dec. Inch	Fract. Inch	Wire / letter mm			
0.1201		31	3.050	49.00	9024630030500
0.1220		31	3.100	49.00	9024630031000
0.1248	1/8	31	3.170	49.00	9024630031700
0.1260		31	3.200	49.00	9024630032000
0.1283		30	3.260	49.00	9024630032600
0.1299		30	3.300	49.00	9024630033000
0.1339		30	3.400	52.00	9024630034000
0.1358	29	30	3.450	52.00	9024630034500
0.1378		29	3.500	52.00	9024630035000
0.1406	9/64	29	3.570	52.00	9024630035700
0.1417		28	3.600	52.00	9024630036000
0.1441		27	3.660	52.00	9024630036600
0.1457		27	3.700	52.00	9024630037000
0.1469		26	3.730	52.00	9024630037300
0.1496		25	3.800	55.00	9024630038000
0.1520		24	3.860	55.00	9024630038600
0.1535		24	3.900	55.00	9024630039000
0.1539		23	3.910	55.00	9024630039100
0.1563	5/32	23	3.970	55.00	9024630039700
0.1571		22	3.990	55.00	9024630039900
0.1575		22	4.000	55.00	9024630040000
0.1591		21	4.040	55.00	9024630040400
0.1610		20	4.090	55.00	9024630040900
0.1614		20	4.100	55.00	9024630041000
0.1654		19	4.200	55.00	9024630042000
0.1661		19	4.220	55.00	9024630042200
0.1693		18	4.300	58.00	9024630043000
0.1720	11/64	18	4.370	58.00	9024630043700
0.1728		17	4.390	58.00	9024630043900
0.1732		17	4.400	58.00	9024630044000
0.1772		16	4.500	58.00	9024630045000
0.1799		15	4.570	58.00	9024630045700
0.1811		15	4.600	58.00	9024630046000
0.1819		14	4.620	58.00	9024630046200
0.1850		13	4.700	58.00	9024630047000
0.1874	3/16	13	4.760	62.00	9024630047600
0.1890		12	4.800	62.00	9024630048000
0.1909		11	4.850	62.00	9024630048500
0.1929		11	4.900	62.00	9024630049000
0.1937		10	4.920	62.00	9024630049200
0.1961		9	4.980	62.00	9024630049800
0.1969		9	5.000	62.00	9024630050000
0.1992		8	5.060	62.00	9024630050600
0.2008		8	5.100	62.00	9024630051000
0.2012		7	5.110	62.00	9024630051100
0.2031	13/64	7	5.160	62.00	9024630051600
0.2039		6	5.180	62.00	9024630051800
0.2047		6	5.200	62.00	9024630052000
0.2055		5	5.220	62.00	9024630052200
0.2087		5	5.300	62.00	9024630053000
0.2091		4	5.310	66.00	9024630053100
0.2126		4	5.400	66.00	9024630054000
0.2130		3	5.410	66.00	9024630054100
0.2165		3	5.500	66.00	9024630055000

# Series 2463

## Speeds & Feeds information pg 464

Dec. inch	Diameter (d1)		l1 mm	l2 mm	EDP #	
	Fract. inch	Wire / letter				
0.2189	7/32		5.560	66.00	28.00	9024630055600
0.2205			5.600	66.00	28.00	9024630056000
0.2209		2	5.610	66.00	28.00	9024630056100
0.2244			5.700	66.00	28.00	9024630057000
0.2280		1	5.790	66.00	28.00	9024630057900
0.2283			5.800	66.00	28.00	9024630058000
0.2323			5.900	66.00	28.00	9024630059000
0.2339		A	5.940	66.00	28.00	9024630059400
0.2343	15/64		5.950	66.00	28.00	9024630059500
0.2362			6.000	66.00	28.00	9024630060000
0.2378		B	6.040	70.00	31.00	9024630060400
0.2402			6.100	70.00	31.00	9024630061000
0.2421		C	6.150	70.00	31.00	9024630061500
0.2441			6.200	70.00	31.00	9024630062000
0.2461		D	6.250	70.00	31.00	9024630062500
0.2480			6.300	70.00	31.00	9024630063000
0.2500	1/4	E	6.350	70.00	31.00	9024630063500
0.2520			6.400	70.00	31.00	9024630064000
0.2559			6.500	70.00	31.00	9024630065000
0.2571		F	6.530	70.00	31.00	9024630065300
0.2598			6.600	70.00	31.00	9024630066000
0.2610		G	6.630	70.00	31.00	9024630066300
0.2638			6.700	70.00	31.00	9024630067000
0.2657	17/64	H	6.750	74.00	34.00	9024630067500
0.2677			6.800	74.00	34.00	9024630068000
0.2717			6.900	74.00	34.00	9024630069000
0.2756			7.000	74.00	34.00	9024630070000
0.2768		J	7.030	74.00	34.00	9024630070300
0.2795			7.100	74.00	34.00	9024630071000
0.2811	9/32	K	7.140	74.00	34.00	9024630071400
0.2835			7.200	74.00	34.00	9024630072000
0.2874			7.300	74.00	34.00	9024630073000
0.2902		L	7.370	74.00	34.00	9024630073700
0.2913			7.400	74.00	34.00	9024630074000
0.2953			7.500	74.00	34.00	9024630075000
0.2969	19/64		7.540	79.00	37.00	9024630075400
0.2992			7.600	79.00	37.00	9024630076000
0.3020		N	7.670	79.00	37.00	9024630076700
0.3031			7.700	79.00	37.00	9024630077000
0.3071			7.800	79.00	37.00	9024630078000
0.3110			7.900	79.00	37.00	9024630079000
0.3126	5/16		7.940	79.00	37.00	9024630079400
0.3150			8.000	79.00	37.00	9024630080000
0.3161		O	8.030	79.00	37.00	9024630080300
0.3189			8.100	79.00	37.00	9024630081000
0.3228			8.200	79.00	37.00	9024630082000
0.3268			8.300	79.00	37.00	9024630083000
0.3280	21/64		8.330	79.00	37.00	9024630083300
0.3307			8.400	79.00	37.00	9024630084000
0.3319		Q	8.430	79.00	37.00	9024630084300
0.3346			8.500	79.00	37.00	9024630085000
0.3386			8.600	84.00	40.00	9024630086000
0.3390		R	8.610	84.00	40.00	9024630086100

Dec. inch	Diameter (d1)		l1 mm	l2 mm	EDP #	
	Fract. inch	Wire / letter				
0.3425			8.700	84.00	40.00	9024630087000
0.3437	11/32		8.730	84.00	40.00	9024630087300
0.3465			8.800	84.00	40.00	9024630088000
0.3480		S	8.840	84.00	40.00	9024630088400
0.3504			8.900	84.00	40.00	9024630089000
0.3543			9.000	84.00	40.00	9024630090000
0.3579		T	9.090	84.00	40.00	9024630090900
0.3583			9.100	84.00	40.00	9024630091000
0.3594	23/64		9.130	84.00	40.00	9024630091300
0.3622			9.200	84.00	40.00	9024630092000
0.3661			9.300	84.00	40.00	9024630093000
0.3677		U	9.340	84.00	40.00	9024630093400
0.3701			9.400	84.00	40.00	9024630094000
0.3740			9.500	84.00	40.00	9024630095000
0.3748	3/8		9.520	89.00	43.00	9024630095200
0.3772		V	9.580	89.00	43.00	9024630095800
0.3780			9.600	89.00	43.00	9024630096000
0.3819			9.700	89.00	43.00	9024630097000
0.3858		W	9.800	89.00	43.00	9024630098000
0.3898			9.900	89.00	43.00	9024630099000
0.3906	25/64		9.920	89.00	43.00	9024630099200
0.3937			10.000	89.00	43.00	9024630100000
0.3969		X	10.080	89.00	43.00	9024630100800
0.4016			10.200	89.00	43.00	9024630102000
0.4039		Y	10.260	89.00	43.00	9024630102600
0.4055			10.300	89.00	43.00	9024630103000
0.4063	13/32		10.320	89.00	43.00	9024630103200
0.4130		Z	10.490	89.00	43.00	9024630104900
0.4134			10.500	89.00	43.00	9024630105000
0.4220	27/64		10.720	95.00	47.00	9024630107200
0.4331			11.000	95.00	47.00	9024630110000
0.4374	7/16		11.110	95.00	47.00	9024630111100
0.4528			11.500	95.00	47.00	9024630115000
0.4531	29/64		11.510	95.00	47.00	9024630115100
0.4689	15/32		11.910	102.00	51.00	9024630119100
0.4724			12.000	102.00	51.00	9024630120000
0.4843	31/64		12.300	102.00	51.00	9024630123000
0.5000	1/2		12.700	102.00	51.00	9024630127000
0.5118			13.000	102.00	51.00	9024630130000
0.5311	17/32		13.490	107.00	54.00	9024630134900
0.5512			14.000	107.00	54.00	9024630140000
0.5626	9/16		14.290	111.00	56.00	9024630142900
0.5906			15.000	111.00	56.00	9024630150000
0.6299			16.000	115.00	58.00	9024630160000

### Alternative Drill Series:

- #730 Carbide, GP, 3xD, 118 pt, Bright
- #5521 PM Cobalt, GT500, 3xD, 130 pt, TiN
- #515 PM Cobalt, GT500, 3xD, 130 pt, FIREX®
- #659 Cobalt, GV120, 3xD, 130 pt, TiN

\*Items listed in red are non-stocked items, and may take 2 - 6 weeks to receive