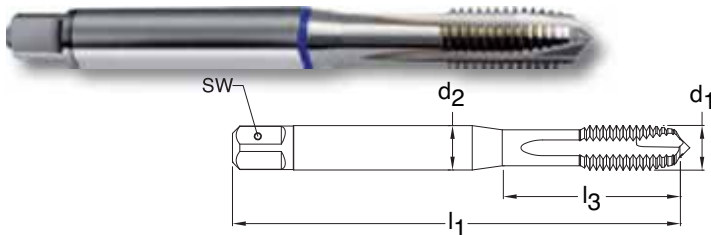
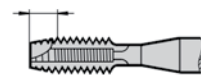


METRIC



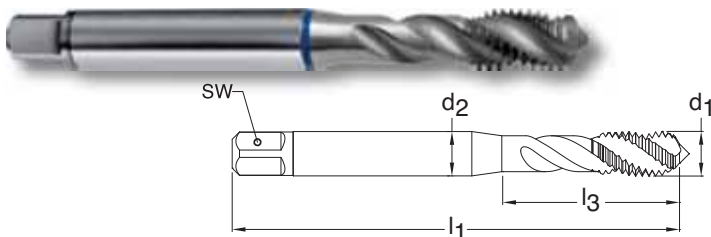
Series 877
Standard DIN 371
Tool Material HSS-E PM
Spiral Point Straight flute
Chamfer Form B • 3.5 - 5
Class of Fit ISO 2(6H)



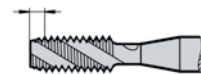
Through holes
 Bright finish
 External cooling

d1 - P	D Limits	Tap Drill Range mm	Number of Flutes	d2 mm	SW mm	l1 mm	l3 mm	Order Code	EDP Number	Stock
M2 X 0.40	D2/D3	1.567 - 1.679	3	2.80	2.10	45.00	13.50	2.000	9008770020000	○
M2.5 X 0.45	D2/D3	2.013 - 2.138	3	2.80	2.10	50.00	14.50	2.500	9008770025000	○
M3 X 0.50	D2/D3	2.459 - 2.599	3	3.50	2.70	56.00	18.00	3.000	9008770030000	●
M4 X 0.70	D3/D4	3.242 - 3.422	3	4.50	3.40	63.00	21.00	4.000	9008770040000	●
M5 X 0.80	D3/D4	4.134 - 4.334	3	6.00	4.90	70.00	25.00	5.000	9008770050000	●
M6 X 1.00	D4/D5	4.917 - 5.153	3	6.00	4.90	80.00	30.00	6.000	9008770060000	●
M8 X 1.25	D4/D5	6.647 - 6.912	3	8.00	6.20	90.00	35.00	8.000	9008770080000	●
M10 X 1.50	D4/D5	8.376 - 8.676	3	10.00	8.00	100.00	39.00	10.000	9008770100000	●

METRIC



Series 909
Standard DIN 371
Tool Material HSS-E PM
Spiral Flute 40° Helix
Chamfer Form C • 2-3
Class of Fit ISO2 (6H)



Blind holes
 Bright finish
 External cooling

d1 - P	D Limits	Tap Drill Range mm	Number of Flutes	d2 mm	SW mm	l1 mm	l3 mm	Order Code	EDP Number	Stock
M3 X 0.50	D2/D3	2.459 - 2.599	3	3.50	2.70	56.00	18.00	3.000	9009090030000	●
M4 X 0.70	D3/D4	3.242 - 3.422	3	4.50	3.40	63.00	21.00	4.000	9009090040000	○
M5 X 0.80	D3/D4	4.134 - 4.334	3	6.00	4.90	70.00	25.00	5.000	9009090050000	●
M6 X 1.00	D4/D5	4.917 - 5.153	3	6.00	4.90	80.00	30.00	6.000	9009090060000	●
M8 X 1.25	D4/D5	6.647 - 6.912	3	8.00	6.20	90.00	35.00	8.000	9009090080000	●
M10 X 1.50	D4/D5	8.376 - 8.676	3	10.00	8.00	100.00	39.00	10.000	9009090100000	●

"Tap drill Range" given is per the Class of Fit shown per Series #
 Additional Tap Drill sizes & percent of thread engagement can be found on pages 199 - 206.