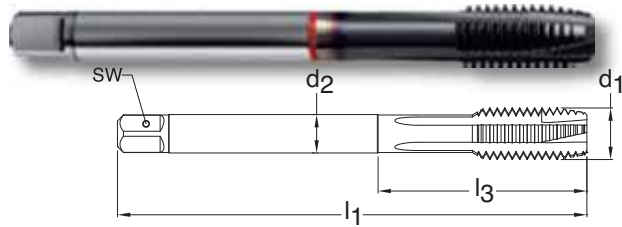


METRIC



Series 1915
Standard DIN 376
Tool Material HSS-E (Cobalt)
Spiral Point Straight flute
Chamfer Form B • 3.5 - 5
Class of Fit ISO 2(6H)



Through holes



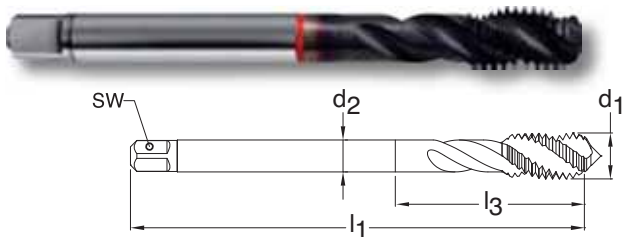
TiCN coated



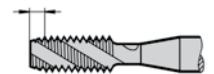
External cooling

d1 - P	D Limits	Tap Drill Range mm	Number of Flutes	d2 mm	SW mm	l1 mm	l3 mm	Order Code	EDP Number	Stock
M3 X 0.50	D2/D3	2.459 - 2.599	3	2.20	N/A	56.00	N/A	3.000	9019150030000	○
M4 X 0.70	D3/D4	3.242 - 3.422	3	2.80	2.10	63.00	N/A	4.000	9019150040000	○
M5 X 0.80	D3/D4	4.134 - 4.334	3	3.50	2.70	70.00	N/A	5.000	9019150050000	○
M6 X 1.00	D4/D5	4.917 - 5.153	3	4.50	3.40	80.00	N/A	6.000	9019150060000	○
M8 X 1.25	D4/D5	6.647 - 6.912	3	6.00	4.90	90.00	N/A	8.000	9019150080000	○
M10 X 1.50	D4/D5	8.376 - 8.676	3	7.00	5.50	100.00	N/A	10.000	9019150100000	○
M12 X 1.75	D5/D6	10.106 - 10.441	4	9.00	7.00	110.00	N/A	12.000	9019150120000	●
M14 X 2.00	D5/D6	11.835 - 12.210	4	11.00	9.00	110.00	N/A	14.000	9019150140000	○
M16 X 2.00	D6/D7	13.835 - 14.210	4	12.00	9.00	110.00	N/A	16.000	9019150160000	○
M18 X 2.50	D6/D7	15.294 - 15.744	4	14.00	11.00	125.00	N/A	18.000	9019150180000	○
M20 X 2.50	D6/D7	17.294 - 17.744	4	16.00	12.00	140.00	N/A	20.000	9019150200000	●
M24 X 3.00	D7/D8	20.752 - 21.252	4	18.00	14.50	160.00	N/A	24.000	9019150240000	●

METRIC



Series 1917
Standard DIN 376
Tool Material HSS-E (Cobalt)
Spiral Flute 40° Helix
Chamfer Form C • 2-3
Class of Fit ISO 2(6H)



Blind holes



TiCN coated



External cooling

d1 - P	D Limits	Tap Drill Range mm	Number of Flutes	d2 mm	SW mm	l1 mm	l3 mm	Order Code	EDP Number	Stock
M3 X 0.50	D2/D3	2.459 - 2.599	3	2.20	N/A	56.00	N/A	3.000	9019170030000	●
M4 X 0.70	D3/D4	3.242 - 3.422	3	2.80	2.10	63.00	N/A	4.000	9019170040000	○
M5 X 0.80	D3/D4	4.134 - 4.334	3	3.50	2.70	70.00	N/A	5.000	9019170050000	●
M6 X 1.00	D4/D5	4.917 - 5.153	3	4.50	3.40	80.00	N/A	6.000	9019170060000	○
M8 X 1.25	D4/D5	6.647 - 6.912	3	6.00	4.90	90.00	N/A	8.000	9019170080000	●
M10 X 1.50	D4/D5	8.376 - 8.676	3	7.00	5.50	100.00	N/A	10.000	9019170100000	●
M12 X 1.75	D5/D6	10.106 - 10.441	3	9.00	7.00	110.00	N/A	12.000	9019170120000	●
M14 X 2.00	D5/D6	11.835 - 12.210	3	11.00	9.00	110.00	N/A	14.000	9019170140000	●
M16 X 2.00	D6/D7	13.835 - 14.210	4	12.00	9.00	110.00	N/A	16.000	9019170160000	○
M18 X 2.50	D6/D7	15.294 - 15.744	4	14.00	11.00	125.00	N/A	18.000	9019170180000	○
M20 X 2.50	D6/D7	17.294 - 17.744	4	16.00	12.00	140.00	N/A	20.000	9019170200000	●
M22 X 2.50	D6/D7	19.294 - 19.744	5	18.00	14.50	140.00	N/A	22.000	9019170220000	○
M24 X 3.00	D7/D8	20.752 - 21.252	5	18.00	14.50	160.00	N/A	24.000	9019170240000	●
M30 X 3.50	D7/D8	26.211 - 26.771	5	22.00	18.00	180.00	N/A	30.000	9019170300000	●

"Tap drill Range" given is per the Class of Fit shown per Series #
 Additional Tap Drill sizes & percent of thread engagement can be found on pages 199 - 206.