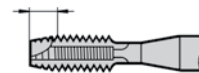
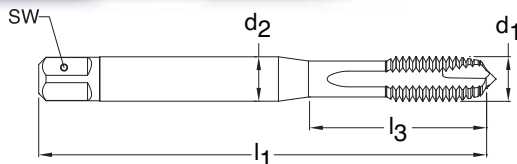


METRIC



Series 3900
Standard ANSI
Tool Material HSS-E (Cobalt)
Spiral Point Straight flute
Chamfer Form B • 3.5 - 5
Class of Fit ISO 2(6H)



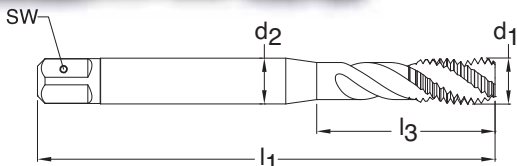
Through holes **Bright finish** **External cooling**

d1 - P	D Limits	Tap Drill Range mm	Number of Flutes	d2 inch	SW inch	l1 inch	l3 inch	Order Code	EDP Number	Stock
M2 X 0.40	D2/D3	1.567 - 1.679	3	0.141	0.110	1.752	0.441	2.000	9039000020000	●
M3 X 0.50	D2/D3	2.459 - 2.599	3	0.141	0.110	1.941	0.709	3.000	9039000030000	●
M4 X 0.70	D3/D4	3.242 - 3.422	3	0.168	0.131	2.130	0.827	4.000	9039000040000	●
M5 X 0.80	D3/D4	4.134 - 4.334	3	0.194	0.152	2.382	0.945	5.000	9039000050000	●
M6 X 1.00	D4/D5	4.917 - 5.153	3	0.255	0.191	2.500	1.181	6.000	9039000060000	●
M8 X 1.25	D4/D5	6.647 - 6.912	3	0.318	0.238	2.721	1.377	8.000	9039000080000	●
M10 X 1.50	D4/D5	8.376 - 8.676	3	0.381	0.286	2.941	1.456	10.000	9039000100000	●
M12 X 1.75	D5/D6	10.106 - 10.441	3	0.367	0.275	3.382	N/A	12.000	9039000120000	●
M14 X 2.00	D5/D6	11.835 - 12.210	3	0.429	0.322	3.591	N/A	14.000	9039000140000	●
M16 X 2.00	D6/D7	13.835 - 14.210	3	0.480	0.360	3.811	N/A	16.000	9039000160000	●
M18 X 2.50	D6/D7	15.294 - 15.744	4	0.542	0.406	4.032	N/A	18.000	9039000180000	●
M20 X 2.50	D6/D7	17.294 - 17.744	4	0.652	0.489	4.469	N/A	20.000	9039000200000	●

METRIC



Series 3903
Standard ANSI
Tool Material HSS-E (Cobalt)
Spiral Flute 40° Helix
Chamfer Form C • 2-3
Class of Fit ISO 2(6H)



Blind holes **Bright finish** **External cooling**

d1 - P	D Limits	Tap Drill Range mm	Number of Flutes	d2 inch	SW inch	l1 inch	l3 inch	Order Code	EDP Number	Stock
M2 X 0.40	D2/D3	1.567 - 1.679	3	0.141	0.110	1.752	0.441	2.000	9039030020000	●
M3 X 0.50	D2/D3	2.459 - 2.599	3	0.141	0.110	1.941	0.709	3.000	9039030030000	●
M4 X 0.70	D3/D4	3.242 - 3.422	3	0.168	0.131	2.130	0.827	4.000	9039030040000	●
M5 X 0.80	D3/D4	4.134 - 4.334	3	0.194	0.152	2.382	0.945	5.000	9039030050000	●
M6 X 1.00	D4/D5	4.917 - 5.153	3	0.255	0.191	2.500	1.181	6.000	9039030060000	●
M8 X 1.25	D4/D5	6.647 - 6.912	3	0.318	0.238	2.721	1.377	8.000	9039030080000	●
M10 X 1.50	D4/D5	8.376 - 8.676	3	0.381	0.286	2.941	1.456	10.000	9039030100000	●
M12 X 1.75	D5/D6	10.106 - 10.441	3	0.367	0.275	3.382	N/A	12.000	9039030120000	●
M14 X 2.00	D5/D6	11.835 - 12.210	3	0.429	0.322	3.591	N/A	14.000	9039030140000	●
M16 X 2.00	D6/D7	13.835 - 14.210	3	0.480	0.360	3.811	N/A	16.000	9039030160000	●
M18 X 2.50	D6/D7	15.294 - 15.744	4	0.542	0.406	4.032	N/A	18.000	9039030180000	●
M20 X 2.50	D6/D7	17.294 - 17.744	4	0.652	0.489	4.469	N/A	20.000	9039030200000	●