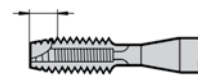
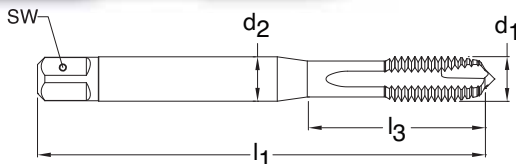


METRIC



Series 3960
Standard ANSI
Tool Material HSS-E (Cobalt)
Spiral Point Straight flute
Chamfer Form B • 3.5 - 5
Class of Fit ISO 2(6H)



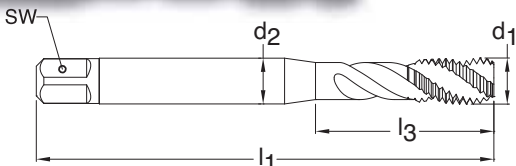
Through holes **MolyGlide®** **External cooling**

d1 - P	D Limits	Tap Drill Range mm	Number of Flutes	d2 inch	SW inch	l1 inch	l3 inch	Order Code	EDP Number	Stock
M2 X 0.40	D2/D3	1.567 - 1.679	3	0.141	0.110	1.752	0.441	2.000	9039600020000	●
M3 X 0.50	D2/D3	2.459 - 2.599	3	0.141	0.110	1.941	0.709	3.000	9039600030000	●
M4 X 0.70	D3/D4	3.242 - 3.422	3	0.168	0.131	2.130	0.827	4.000	9039600040000	●
M5 X 0.80	D3/D4	4.134 - 4.334	3	0.194	0.152	2.382	0.945	5.000	9039600050000	●
M6 X 1.00	D4/D5	4.917 - 5.153	3	0.255	0.191	2.500	1.181	6.000	9039600060000	●
M8 X 1.25	D4/D5	6.647 - 6.912	3	0.318	0.238	2.721	1.377	8.000	9039600080000	●
M10 X 1.50	D4/D5	8.376 - 8.676	3	0.381	0.286	2.941	1.456	10.000	9039600100000	●
M12 X 1.75	D5/D6	10.106 - 10.441	3	0.367	0.275	3.382	N/A	12.000	9039600120000	●
M14 X 2.00	D5/D6	11.835 - 12.210	3	0.429	0.322	3.591	N/A	14.000	9039600140000	●
M16 X 2.00	D6/D7	13.835 - 14.210	3	0.480	0.360	3.811	N/A	16.000	9039600160000	●
M18 X 2.50	D6/D7	15.294 - 15.744	4	0.542	0.406	4.032	N/A	18.000	9039600180000	●
M20 X 2.50	D6/D7	17.294 - 17.744	4	0.652	0.489	4.469	N/A	20.000	9039600200000	●

METRIC



Series 3963
Standard ANSI
Tool Material HSS-E (Cobalt)
Spiral Flute 40° Helix
Chamfer Form C • 2-3
Class of Fit ISO 2(6H)



Blind holes **MolyGlide®** **External cooling**

d1 - P	D Limits	Tap Drill Range mm	Number of Flutes	d2 inch	SW inch	l1 inch	l3 inch	Order Code	EDP Number	Stock
M2 X 0.40	D2/D3	1.567 - 1.679	3	0.141	0.110	1.752	0.441	2.000	9039630020000	●
M3 X 0.50	D2/D3	2.459 - 2.599	3	0.141	0.110	1.941	0.709	3.000	9039630030000	●
M4 X 0.70	D3/D4	3.242 - 3.422	3	0.168	0.131	2.130	0.827	4.000	9039630040000	●
M5 X 0.80	D3/D4	4.134 - 4.334	3	0.194	0.152	2.382	0.945	5.000	9039630050000	●
M6 X 1.00	D4/D5	4.917 - 5.153	3	0.255	0.191	2.500	1.181	6.000	9039630060000	●
M8 X 1.25	D4/D5	6.647 - 6.912	3	0.318	0.238	2.721	1.377	8.000	9039630080000	●
M10 X 1.50	D4/D5	8.376 - 8.676	3	0.381	0.286	2.941	1.456	10.000	9039630100000	●
M12 X 1.75	D5/D6	10.106 - 10.441	3	0.367	0.275	3.382	N/A	12.000	9039630120000	●
M14 X 2.00	D5/D6	11.835 - 12.210	3	0.429	0.322	3.591	N/A	14.000	9039630140000	●
M16 X 2.00	D6/D7	13.835 - 14.210	3	0.480	0.360	3.811	N/A	16.000	9039630160000	●
M18 X 2.50	D6/D7	15.294 - 15.744	4	0.542	0.406	4.032	N/A	18.000	9039630180000	●
M20 X 2.50	D6/D7	17.294 - 17.744	4	0.652	0.489	4.469	N/A	20.000	9039630200000	●

"Tap drill Range" given is per the Class of Fit shown per Series #
 Additional Tap Drill sizes & percent of thread engagement can be found on pages 199 - 206.