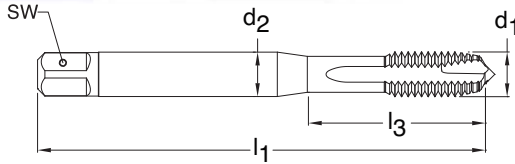
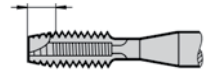


# UNF



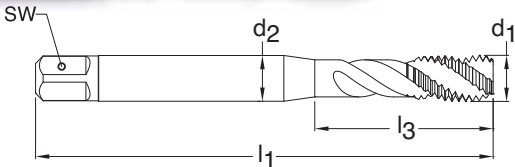
**Series 3968**  
**Standard ANSI**  
**Tool Material HSS-E (Cobalt)**  
**Spiral Point Straight flute**  
**Chamfer Form B • 3.5 - 5**  
**Class of Fit 2B**



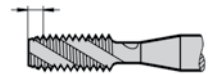
**Through holes**      **MolyGlide® coated**      **External cooling**

d1 - P	H Limits	Tap Drill Range inch	Number of Flutes	d2 inch	SW inch	l1 inch	l3 inch	Order Code	EDP Number	Stock
4-48	H2/H3	0.089 - 0.097	2	0.141	0.110	2.205	0.709	2.845	9039680028450	●
5-44	H2/H3	0.100 - 0.108	2	0.141	0.110	2.205	0.709	3.175	9039680031750	●
6-40	H2/H3	0.111 - 0.119	3	0.141	0.110	2.000	0.748	3.505	9039680035050	●
8-36	H2/H3	0.134 - 0.142	3	0.168	0.131	2.130	0.827	4.166	9039680041660	●
10-32	H3/H4	0.156 - 0.164	3	0.194	0.152	2.382	0.945	4.826	9039680048260	●
12-28	H3/H4	0.177 - 0.186	3	0.220	0.165	2.382	1.024	5.486	9039680054860	●
1/4-28	H3/H4	0.211 - 0.220	3	0.255	0.191	2.500	1.181	6.350	9039680063500	●
5/16-24	H3/H4	0.267 - 0.277	3	0.318	0.238	2.721	1.377	7.938	9039680079380	●
3/8-24	H3/H4	0.330 - 0.340	3	0.381	0.286	2.941	1.456	9.525	9039680095250	●
7/16-20	H4/H5	0.383 - 0.395	3	0.323	0.242	3.161	N/A	11.113	9039680111130	●
1/2-20	H4/H5	0.446 - 0.457	3	0.367	0.275	3.382	N/A	12.700	9039680127000	●
5/8-18	H4/H5	0.565 - 0.578	3	0.480	0.360	3.811	N/A	15.875	9039680158750	●

# UNF



**Series 3971**  
**Standard ANSI**  
**Tool Material HSS-E (Cobalt)**  
**Spiral Flute 45° Helix**  
**Chamfer Form C • 2-3**  
**Class of Fit 2B**



**Blind holes**      **MolyGlide® coated**      **External cooling**

d1 - P	H Limits	Tap Drill Range inch	Number of Flutes	d2 inch	SW inch	l1 inch	l3 inch	Order Code	EDP Number	Stock
4-48	H2/H3	0.089 - 0.097	2	0.141	0.110	2.205	0.709	2.845	9039710028450	●
5-44	H2/H3	0.100 - 0.108	2	0.141	0.110	2.205	0.709	3.175	9039710031750	●
6-40	H2/H3	0.111 - 0.119	2	0.141	0.110	2.000	0.748	3.505	9039710035050	●
8-36	H2/H3	0.134 - 0.142	2	0.168	0.131	2.130	0.827	4.166	9039710041660	●
10-32	H3/H4	0.156 - 0.164	2	0.194	0.152	2.382	0.945	4.826	9039710048260	●
12-28	H3/H4	0.177 - 0.186	2	0.220	0.165	2.382	1.024	5.486	9039710054860	●
1/4-28	H3/H4	0.211 - 0.220	2	0.255	0.191	2.500	1.181	6.350	9039710063500	●
5/16-24	H3/H4	0.267 - 0.277	2	0.318	0.238	2.721	1.377	7.938	9039710079380	●
3/8-24	H3/H4	0.330 - 0.340	2	0.381	0.286	2.941	1.456	9.525	9039710095250	●
7/16-20	H4/H5	0.383 - 0.395	2	0.323	0.242	3.161	N/A	11.113	9039710111130	●
1/2-20	H4/H5	0.446 - 0.457	2	0.367	0.275	3.382	N/A	12.700	9039710127000	●
5/8-18	H4/H5	0.565 - 0.578	3	0.480	0.360	3.811	N/A	15.875	9039710158750	●

"Tap drill Range" given is per the Class of Fit shown per Series #  
 Additional Tap Drill sizes & percent of thread engagement can be found on pages 199 - 206.