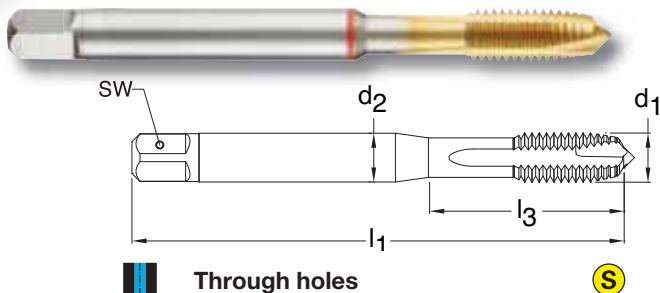


# METRIC



Through holes

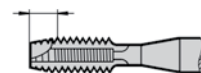


TiN coated



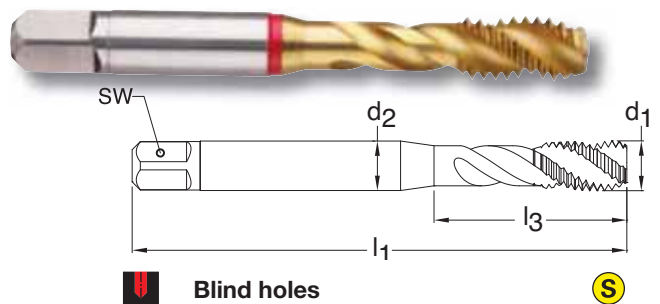
External cooling

**Series 4122**  
**Standard DIN/ANSI**  
**Tool Material HSS-E PM**  
**Spiral Point Straight flute**  
**Chamfer Form B • 3.5 - 5**  
**Class of Fit ISO 2(6H)**



d1 - P	D Limits	Tap Drill Range mm	Number of Flutes	d2 inch	SW inch	l1 inch	l3 inch	Order Code	EDP Number	Stock
M3 X 0.50	D2/D3	2.459 - 2.599	3	0.141	0.110	2.205	0.709	3.000	9041220030000	●
M4 X 0.70	D3/D4	3.242 - 3.422	3	0.168	0.131	2.480	0.827	4.000	9041220040000	●
M5 X 0.80	D3/D4	4.134 - 4.334	3	0.194	0.152	2.756	0.945	5.000	9041220050000	●
M6 X 1.00	D4/D5	4.917 - 5.153	3	0.255	0.191	3.150	1.181	6.000	9041220060000	●
M8 X 1.25	D4/D5	6.647 - 6.912	3	0.318	0.238	3.543	1.377	8.000	9041220080000	●
M10 X 1.50	D4/D5	8.376 - 8.676	3	0.381	0.286	3.937	1.456	10.000	9041220100000	●
M12 X 1.75	D5/D6	10.106 - 10.441	4	0.367	0.275	4.331	N/A	12.000	9041220120000	●
M14 X 2.00	D5/D6	11.835 - 12.210	4	0.429	0.322	4.331	N/A	14.000	9041220140000	●
M16 X 2.00	D6/D7	13.835 - 14.210	4	0.480	0.360	4.331	N/A	16.000	9041220160000	●
M18 X 2.50	D6/D7	15.294 - 15.744	4	0.542	0.406	4.921	N/A	18.000	9041220180000	●
M20 X 2.50	D6/D7	17.294 - 17.744	4	0.652	0.489	5.512	N/A	20.000	9041220200000	●

# METRIC



Blind holes



TiN coated



External cooling

**Series 4120**  
**Standard DIN/ANSI**  
**Tool Material HSS-E PM**  
**Spiral Flute 40° Helix**  
**Chamfer Form C • 2-3**  
**Class of Fit ISO 2(6H)**



d1 - P	D Limits	Tap Drill Range mm	Number of Flutes	d2 inch	SW inch	l1 inch	l3 inch	Order Code	EDP Number	Stock
M3 X 0.50	D2/D3	2.459 - 2.599	3	0.141	0.110	2.205	0.709	3.000	9041200030000	●
M4 X 0.70	D3/D4	3.242 - 3.422	3	0.168	0.131	2.480	0.827	4.000	9041200040000	●
M5 X 0.80	D3/D4	4.134 - 4.334	3	0.194	0.152	2.756	0.945	5.000	9041200050000	●
M6 X 1.00	D4/D5	4.917 - 5.153	3	0.255	0.191	3.150	1.181	6.000	9041200060000	●
M8 X 1.25	D4/D5	6.647 - 6.912	3	0.318	0.238	3.543	1.377	8.000	9041200080000	●
M10 X 1.50	D4/D5	8.376 - 8.676	3	0.381	0.286	3.937	1.456	10.000	9041200100000	●
M12 X 1.75	D5/D6	10.106 - 10.441	3	0.367	0.275	4.331	N/A	12.000	9041200120000	●
M14 X 2.00	D5/D6	11.835 - 12.210	3	0.429	0.322	4.331	N/A	14.000	9041200140000	●
M16 X 2.00	D6/D7	13.835 - 14.210	4	0.480	0.360	4.331	N/A	16.000	9041200160000	●
M18 X 2.50	D6/D7	15.294 - 15.744	4	0.542	0.406	4.921	N/A	18.000	9041200180000	●
M20 X 2.50	D6/D7	17.294 - 17.744	4	0.652	0.489	5.512	N/A	20.000	9041200200000	●