

VALUE QUALITY HIGH-PERFORMANCE

GUHRING

The Tool Company



GUHRING

✓ *Select*

PREMIUM QUALITY,
COMPETITIVELY PRICED,
HIGH-PERFORMANCE
CUTTING TOOLS

FEATURING: GU 500 DZ PREMIUM COBALT DRILLS

Overview and Table of Contents:



Premium Cobalt Drills

Series	Length	Shank	Coolant	Substrate	Finish	Type	Page	
5520	Stub	Straight	External	Cobalt	TiN	GU 500 DZ	6	
5519	Jobber	Straight	External	Cobalt	TiN	GU 500 DZ	6	
5537	Taper	Straight	External	Cobalt	TiN	GU 500 DZ	6	
5524	Stub	Straight	External	Cobalt	Bright	GU 500 DZ	9	
5523	Jobber	Straight	External	Cobalt	Bright	GU 500 DZ	9	
5536	Taper	Straight	External	Cobalt	Bright	GU 500 DZ	9	
515	Stub	Straight	External	PM Cobalt	FIREX®	GT 500 DZ	13	
530	Jobber	Straight	External	PM Cobalt	FIREX®	GT 500 DZ	13	



General Purpose Drills

Series	Length	Shank	Coolant	Substrate	Finish	Type	Page	
223	Stub	Straight	External	HSS	Oxide	General Purpose	16	
205	Jobber	Straight	External	HSS	Oxide	General Purpose	16	
217	Taper	Straight	External	HSS	Oxide	General Purpose	16	
610	Stub	Straight	External	Cobalt	Bright	General Purpose	25	
605	Jobber	Straight	External	Cobalt	Bright	General Purpose	25	
617	Taper	Straight	External	Cobalt	Bright	General Purpose	25	
730	Stub	Straight	External	Carbide	Bright	General Purpose	31	
2463	Stub	Straight	External	Carbide	FIREX®	General Purpose	31	
732	Jobber	Straight	External	Carbide	Bright	General Purpose	31	
2464	Jobber	Straight	External	Carbide	FIREX®	General Purpose	31	



High Performance Carbide Drills

Series	Length	Shank	Coolant	Substrate	Finish	Type	Page	
5514	Stub	Reinforced	External	Carbide	FIREX®	RT 100 U	34	
5515	Jobber	Reinforced	External	Carbide	FIREX®	RT 100 U	34	
5510	Stub	Reinforced	Internal	Carbide	FIREX®	RT 100 U	37	
5511	Jobber	Reinforced	Internal	Carbide	FIREX®	RT 100 U	37	
5512	Taper	Reinforced	Internal	Carbide	FIREX®	RT 100 U	37	
5525	Taper	Reinforced	Internal	Carbide	nano-FIREX®	RT 100 C	40	
5518	Jobber	Reinforced	External	Carbide	Bright	GS 200 G	42	
1452	Jobber	Reinforced	External	Carbide	Bright	GS 200 U	43	
609	Jobber	Reinforced	External	Carbide	TiN	GS 200 U	43	



Carbide NC Spot Drills

Series	Length	Pt. angle	Coolant	Substrate	Finish		Page	
723	short	90°	External	Carbide	Bright		44	
724	short	120°	External	Carbide	Bright		44	
546	short	142°	External	Carbide	Bright		44	



Through hole / plug cobalt taps

Series	Thread-Type	Class of Fit	Standard	Chamfer Lead	Substrate	Finish	Page	
3901	UNC	2B	ANSI	B	Cobalt	bright finish	45	
3961	UNC	2B	ANSI	B	Cobalt	MolyGlide®	45	
3902	UNF	2B	ANSI	B	Cobalt	bright finish	45	
3962	UNF	2B	ANSI	B	Cobalt	MolyGlide®	45	
3900	Metric	6H	ANSI	B	Cobalt	bright finish	46	
3960	Metric	6H	ANSI	B	Cobalt	MolyGlide®	46	

Blind hole / semi-bottoming cobalt taps

Series	Thread Type	Class of Fit	Standard	Chamfer Lead	Helix	Substrate	Finish	Page	
3903	Metric	6H	ANSI	C	40° helix	Cobalt	bright finish	46	
3963	Metric	6H	ANSI	C	40° helix	Cobalt	MolyGlide®	46	
3904	UNC	2B	ANSI	C	40° helix	Cobalt	bright finish	47	
3964	UNC	2B	ANSI	C	40° helix	Cobalt	MolyGlide®	47	
3905	UNF	2B	ANSI	C	40° helix	Cobalt	bright finish	47	
3965	UNF	2B	ANSI	C	40° helix	Cobalt	MolyGlide®	47	

RF 100 U variable helix carbide end mills, center cutting, FIREX® coated

Round Shank Series	Flatted Shank Series	Standard	Length	Number of Flutes	Type	Page	
3731	6706	metric	stub	4	universal / reduced neck	48	
3113	3099	fractional	stub	4	universal	48	
3114	3100	fractional	standard	4	universal	48	
3736	3732	metric	standard	4	universal / reduced neck	48	
3627		metric	extra long	4	universal / reduced neck	49	
3837	3838	metric	long	4	universal / reduced neck	49	
3839	3871	metric	long	4	universal / reduced neck	49	
3893	3894	metric	standard	3	universal / reduced neck / stub flute	49	
3891	3892	metric	standard	3	universal / reduced neck	50	
3079	3079	fractional	standard	4	universal / corner radius	50	
3872	3873	metric	standard	4	universal / corner radius / reduced neck	51	

GUHRING

Select

For well over 100 years, the name Guhring has been associated with cutting tool innovation and quality. High-production facilities on every continent rely on Guhring technology to elevate their productivity, and manufacturers of high-precision parts know that Guhring provides consistent quality and performance.

Now smaller machine shops can also take advantage of Guhring's renown cutting tool expertise with **GUHRING Select**, a new category of stocked standard drills, taps and variable helix carbide end mills. This category is comprised of existing cutting tool series; current products which are already favorites in many machine shops across the United States.

Each **GUHRING Select** series has been chosen because of its versatility in a wide range of materials and machining operations, to provide you with a full compliment of quality drill, tap and end mill options at an economical price. These top-quality carbide tools will increase your productivity, and because they're **GUHRING Select**, you can **save 22% - 40% over similar style tools** by purchasing them. For the 3-man shop or the high-production facility, Guhring has a **GUHRING Select** tool which can help increase profitability.

Meet the Guhring Select family:

✓ **HSS and HSCO general purpose drills** - *quality general purpose drills*

General purpose does not have to mean second rate. Guhring general purpose drills are made from the highest quality steel and precision ground for repeatable quality. Guhring is the source you can trust for professional grade tooling.

✓ **Premium cobalt drills** - *Improve production and productivity*

The GU 500 DZ premium cobalt drill offering is designed to offer a premium solution to an everyday drilling application. Job shops appreciate the universal applicability of the GU 500 DZ drill design because it is effective in drilling a wide range of materials stainless steel to aluminum. Run faster and longer with the GU 500 DZ drill from Guhring.

✓ **PM cobalt parabolic drill offering** - *performance geometry with cost-effective cobalt substrate*

Parabolic flute drills by Guhring allow you to drill deeper with fewer drill retracts, and at high feed rates. The GT 500 drill has a 130° point angle and specialized web thin for improved cutting edge strength, with FIREX® heat-resistant coating for added tool life. These drills are well-suited for common steel, alloyed heated steel, stainless steel and cast iron applications.

✓ **General purpose carbide drill offering** - *ideal for lower-volume users, extremely price sensitive*

Guhring's general purpose offering consists of a bright and a FIREX® coated version of the popular 118° point, stub and jobber length carbide drill. These are great for shops who drill a wide variety of materials such as aluminum, steel, brass and even plastics. Our carbide NC Spot drills are part of the GUHRING Select program to provide high-precision spot drill choices.

✓ **High performance carbide drill selection** - *Guhring performance at the lowest possible price*

GUHRING Select high performance drills include our popular RT100 high penetration rate series drills. These drills are offered in solid and coolant fed styles in various lengths, and they provide unmatched penetration rates and tool life. Also included is the unique 3-flute Series 5518 drill - an excellent choice for superior hole surface finish and stability in the cut.

✓ **GUHRING Select taps** - *a competitively priced high performance alternative to generic taps*

When a material specific tap is not needed the **GUHRING Select** yellow ring general purpose tap is an excellent choice. These taps are available from stock in a wide assortment of UNC, UNF and metric sizes. Choose either bright finish or our "non-stick" MolyGlide® coating for added lubricity, and you have excellent options for the job shop manufacturing environment.

✓ **Variable helix GUHRING Select carbide end mills** - *Guhring's newest family of high performance tools*

The hottest tool concept in milling is the variable helix style end mill, and Guhring has produced the widest variety of styles in the industry. Our RF100U end mill series have a universal design that can be used across a wide spectrum of workpiece materials and operations. As part of the **GUHRING Select** offering the RF100U end mill is an unbeatable value.

GU 500 DZ

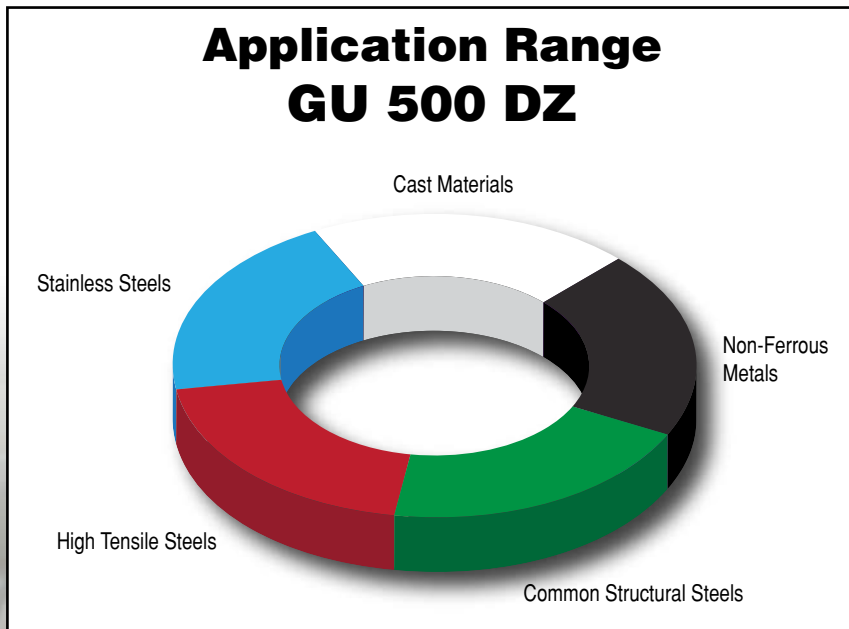
Premium Cobalt Drills

NEW

The GU 500 DZ drill series from Guhring is designed for the machinist who doesn't want to settle for average results. When carbide tools are not an option, the GU 500 DZ premium cobalt drill can provide extra performance and tool life above and beyond standard high speed or general purpose cobalt drills. Precision ground tooling with unique point and flute profiles allow for extended look life and reduced production time.

Why settle for less?

- Facet split point design eliminates the need for spot drilling and reduces the thrust requirement of the tool.
- Unique point and flute profiles create short, manageable chips and allows for higher speeds and feeds rates.
- Premium grade cobalt provides additional heat resistance and longer tool life.
- Straight shank design eliminates the need for specialized holders.
- Rigid core design improves rigidity of the drill and provides more accurate hole locations.
- TiN coating provides a higher quality surface finish while extending tool life.
- Bright finished tools are perfect for aluminum applications or materials with low abrasion values.
- Three different standard drill lengths are available to achieve the maximum drilling performance in a wide range of applications.
- The premium cobalt substrate is perfect for applications where rigidity and machine horsepower are limited.
- No special re-grinding required.



Guhring's **GU 500 DZ** is the perfect tool for universal machining tasks. Available in stub, jobber and taper lengths, diameters 1.0 To 14.0mm, bright finish or TiN-coated and suitable for the machining of almost all materials, the **GU 500 DZ** really is a versatile drill.

GU 500 DZ Cobalt Drills

- Premium cobalt substrate
- 118° 4-facet split-point geometry
- Open GU 500 deep flute profile
- h8 tolerance on diameter
- TiN coated for longer tool life
- Applications: Steels, stainless steels, alloyed or heat treated steels, and cast iron

Series 5520 - Stub length (3xD)

Series 5519 - Jobber length (5xD)

Series 5537 - Taper length (10xD)



Dec. inch	Diameter		mm	Series 5520		Series 5520		Series 5519		Series 5519		Series 5537		Series 5537	
	Fract. inch	Wire / letter		Overall Length	Flute Length	EDP #	Overall Length	Flute Length	EDP #	Overall Length	Flute Length	EDP #			
0.0394			1.000	26.0	6.0	9055200010000	34.0	12.0	9055190010000	56.0	33.0	9055370010000			
0.0402	60		1.020	26.0	6.0	9055200010200	34.0	12.0	9055190010200	56.0	33.0	9055370010200			
0.0409	59		1.040	26.0	6.0	9055200010400	34.0	12.0	9055190010400	56.0	33.0	9055370010400			
0.0421	58		1.070	28.0	7.0	9055200010700	36.0	14.0	9055190010700	60.0	37.0	9055370010700			
0.0429	57		1.090	28.0	7.0	9055200010900	36.0	14.0	9055190010900	60.0	37.0	9055370010900			
0.0433			1.100	28.0	7.0	9055200011000	36.0	14.0	9055190011000	60.0	37.0	9055370011000			
0.0465			1.180	28.0	7.0	9055200011800	36.0	14.0	9055190011800	60.0	37.0	9055370011800			
0.0469	3/64		1.190	30.0	8.0	9055200011900	38.0	16.0	9055190011900	65.0	41.0	9055370011900			
0.0472			1.200	30.0	8.0	9055200012000	38.0	16.0	9055190012000	65.0	41.0	9055370012000			
0.0512			1.300	30.0	8.0	9055200013000	38.0	16.0	9055190013000	65.0	41.0	9055370013000			
0.0520			1.320	30.0	8.0	9055200013200	38.0	16.0	9055190013200	65.0	41.0	9055370013200			
0.0551	55		1.400	32.0	9.0	9055200014000	40.0	18.0	9055190014000	70.0	45.0	9055370014000			
0.0591			1.500	32.0	9.0	9055200015000	40.0	18.0	9055190015000	70.0	45.0	9055370015000			
0.0594	53		1.510	32.0	9.0	9055200015100	43.0	20.0	9055190015100	76.0	50.0	9055370015100			
0.0626	1/16		1.590	32.0	9.0	9055200015900	43.0	20.0	9055190015900	76.0	50.0	9055370015900			
0.0630			1.600	34.0	10.0	9055200016000	43.0	20.0	9055190016000	76.0	50.0	9055370016000			
0.0634	52		1.610	34.0	10.0	9055200016100	43.0	20.0	9055190016100	76.0	50.0	9055370016100			
0.0669	51		1.700	34.0	10.0	9055200017000	43.0	20.0	9055190017000	76.0	50.0	9055370017000			
0.0701	50		1.780	36.0	11.0	9055200017800	46.0	22.0	9055190017800	80.0	53.0	9055370017800			
0.0709			1.800	36.0	11.0	9055200018000	46.0	22.0	9055190018000	80.0	53.0	9055370018000			
0.0728	49		1.850	36.0	11.0	9055200018500	46.0	22.0	9055190018500	80.0	53.0	9055370018500			
0.0748			1.900	36.0	11.0	9055200019000	46.0	22.0	9055190019000	80.0	53.0	9055370019000			
0.0760	48		1.930	36.0	11.0	9055200019300	49.0	24.0	9055190019300	85.0	56.0	9055370019300			
0.0780	5/64		1.980	36.0	11.0	9055200019800	49.0	24.0	9055190019800	85.0	56.0	9055370019800			
0.0783	47		1.990	38.0	12.0	9055200019900	49.0	24.0	9055190019900	85.0	56.0	9055370019900			
0.0787			2.000	38.0	12.0	9055200020000	49.0	24.0	9055190020000	85.0	56.0	9055370020000			
0.0811	46		2.060	38.0	12.0	9055200020600	49.0	24.0	9055190020600	85.0	56.0	9055370020600			
0.0819	45		2.080	38.0	12.0	9055200020800	49.0	24.0	9055190020800	85.0	56.0	9055370020800			
0.0827			2.100	38.0	12.0	9055200021000	49.0	24.0	9055190021000	85.0	56.0	9055370021000			
0.0858	44		2.180	40.0	13.0	9055200021800	53.0	27.0	9055190021800	90.0	59.0	9055370021800			
0.0866			2.200	40.0	13.0	9055200022000	53.0	27.0	9055190022000	90.0	59.0	9055370022000			
0.0890	43		2.260	40.0	13.0	9055200022600	53.0	27.0	9055190022600	90.0	59.0	9055370022600			
0.0906			2.300	40.0	13.0	9055200023000	53.0	27.0	9055190023000	90.0	59.0	9055370023000			
0.0933	42		2.370	43.0	14.0	9055200023700	57.0	30.0	9055190023700	95.0	62.0	9055370023700			
0.0937	3/32		2.380	43.0	14.0	9055200023800	57.0	30.0	9055190023800	95.0	62.0	9055370023800			
0.0945			2.400	43.0	14.0	9055200024000	57.0	30.0	9055190024000	95.0	62.0	9055370024000			
0.0961	41		2.440	43.0	14.0	9055200024400	57.0	30.0	9055190024400	95.0	62.0	9055370024400			
0.0965	40		2.490	43.0	14.0	9055360024900	57.0	30.0	9055190024900	95.0	62.0	9055370024900			
0.0984			2.500	43.0	14.0	9055200025000	57.0	30.0	9055190025000	95.0	62.0	9055370025000			
0.0996	39		2.530	43.0	14.0	9055200025300	57.0	30.0	9055190025300	95.0	62.0	9055370025300			
0.1004	38		2.580	43.0	14.0	9055200025800	57.0	30.0	9055190025800	95.0	62.0	9055370025800			
0.1024			2.600	43.0	14.0	9055200026000	57.0	30.0	9055190026000	95.0	62.0	9055370026000			
0.1039	37		2.640	43.0	14.0	9055200026400	57.0	30.0	9055190026400	95.0	62.0	9055370026400			
0.1063			2.700	46.0	16.0	9055200027000	61.0	33.0	9055190027000	100.0	66.0	9055370027000			
0.1067	36		2.710	46.0	16.0	9055200027100	61.0	33.0	9055190027100	100.0	66.0	9055370027100			
0.1094	7/64		2.780	46.0	16.0	9055200027800	61.0	33.0	9055190027800	100.0	66.0	9055370027800			
0.1098			2.790	46.0	16.0	9055200027900	61.0	33.0	9055190027900	100.0	66.0	9055370027900			
0.1102	35		2.800	46.0	16.0	9055200028000	61.0	33.0	9055190028000	100.0	66.0	9055370028000			
0.1110	34		2.820	46.0	16.0	9055200028200	61.0	33.0	9055190028200	100.0	66.0	9055370028200			
0.1130	33		2.870	46.0	16.0	9055200028700	61.0	33.0	9055190028700	100.0	66.0	9055370028700			
0.1142			2.900	46.0	16.0	9055200029000	61.0	33.0	9055190029000	100.0	66.0	9055370029000			
0.1161	32		2.950	46.0	16.0	9055200029500	61.0	33.0	9055190029500	100.0	66.0	9055370029500			
0.1181			3.000	46.0	16.0	9055200030000	61.0	33.0	9055190030000	100.0	66.0	9055370030000			
0.1201	31		3.050	49.0	18.0	9055200030500	65.0	36.0	9055190030500	106.0	69.0	9055370030500			
0.1220			3.100	49.0	18.0	9055200031000	65.0	36.0	9055190031000	106.0	69.0	9055370031000			
0.1248	1/8		3.170	49.0	18.0	9055200031700	65.0	36.0	9055190031700	106.0	69.0	9055370031700			
0.1260			3.200	49.0	18.0	9055200032000	65.0	36.0	9055190032000	106.0	69.0	9055370032000			
0.1283	30		3.260	49.0	18.0	9055200032600	65.0	36.0	9055190032600	106.0	69.0	9055370032600			
0.1299			3.300	49.0	18.0	9055200033000	65.0	36.0	9055190033000	106.0	69.0	9055370033000			
0.1339			3.400	52.0	20.0	9055200034000	70.0	39.0	9055190034000	112.0	73.0	9055370034000			
0.1358	29		3.450	52.0	20.0	9055200034500	70.0	39.0	9055190034500	112.0	73.0	9055370034500			
0.1378			3.500	52.0	20.0	9055200035000	70.0	39.0	9055190035000	112.0	73.0	9055370035000			
0.1406	9/64	28	3.570	52.0	20.0	9055200035700	70.0	39.0	9055190035700	112.0	73.0	9055370035700			

Dec. inch	Diameter		Series 5520		Series 5520		Series 5519		Series 5519		Series 5537		Series 5537	
	Fract. inch	Wire / letter	mm	Overall Length	Flute Length	EDP #	Overall Length	Flute Length	EDP #	Overall Length	Flute Length	EDP #	Overall Length	Flute Length
0.1417			3.600	52.0	20.0	9055200036000	70.0	39.0	9055190036000	112.0	73.0	9055370036000		
0.1441	27		3.660	52.0	20.0	9055200036600	70.0	39.0	9055190036600	112.0	73.0	9055370036600		
0.1457			3.700	52.0	20.0	9055200037000	70.0	39.0	9055190037000	112.0	73.0	9055370037000		
0.1469	26		3.730	52.0	20.0	9055200037300	70.0	39.0	9055190037300	112.0	73.0	9055370037300		
0.1496	25		3.800	55.0	22.0	9055200038000	75.0	43.0	9055190038000	119.0	78.0	9055370038000		
0.1520	24		3.860	55.0	22.0	9055200038600	75.0	43.0	9055190038600	119.0	78.0	9055370038600		
0.1535			3.900	55.0	22.0	9055200039000	75.0	43.0	9055190039000	119.0	78.0	9055370039000		
0.1539	23		3.910	55.0	22.0	9055200039100	75.0	43.0	9055190039100	119.0	78.0	9055370039100		
0.1563	5/32		3.970	55.0	22.0	9055200039700	75.0	43.0	9055190039700	119.0	78.0	9055370039700		
0.1571	22		3.990	55.0	22.0	9055200039900	75.0	43.0	9055190039900	119.0	78.0	9055370039900		
0.1575			4.000	55.0	22.0	9055200040000	75.0	43.0	9055190040000	119.0	78.0	9055370040000		
0.1591	21		4.040	55.0	22.0	9055200040400	75.0	43.0	9055190040400	119.0	78.0	9055370040400		
0.1610	20		4.090	55.0	22.0	9055200040900	75.0	43.0	9055190040900	119.0	78.0	9055370040900		
0.1614			4.100	55.0	22.0	9055200041000	75.0	43.0	9055190041000	119.0	78.0	9055370041000		
0.1654			4.200	55.0	22.0	9055200042000	75.0	43.0	9055190042000	119.0	78.0	9055370042000		
0.1661	19		4.220	55.0	22.0	9055200042200	75.0	43.0	9055190042200	119.0	78.0	9055370042200		
0.1693	18		4.300	58.0	24.0	9055200043000	80.0	47.0	9055190043000	126.0	82.0	9055370043000		
0.1720	11/64		4.370	58.0	24.0	9055200043700	80.0	47.0	9055190043700	126.0	82.0	9055370043700		
0.1728	17		4.390	58.0	24.0	9055200043900	80.0	47.0	9055190043900	126.0	82.0	9055370043900		
0.1732			4.400	58.0	24.0	9055200044000	80.0	47.0	9055190044000	126.0	82.0	9055370044000		
0.1772	16		4.500	58.0	24.0	9055200045000	80.0	47.0	9055190045000	126.0	82.0	9055370045000		
0.1799	15		4.570	58.0	24.0	9055200045700	80.0	47.0	9055190045700	126.0	82.0	9055370045700		
0.1811			4.600	58.0	24.0	9055200046000	80.0	47.0	9055190046000	126.0	82.0	9055370046000		
0.1819	14		4.620	58.0	24.0	9055200046200	80.0	47.0	9055190046200	126.0	82.0	9055370046200		
0.1850	13		4.700	58.0	24.0	9055200047000	80.0	47.0	9055190047000	126.0	82.0	9055370047000		
0.1874	3/16		4.760	62.0	26.0	9055200047600	86.0	52.0	9055190047600	132.0	87.0	9055370047600		
0.1890	12		4.800	62.0	26.0	9055200048000	86.0	52.0	9055190048000	132.0	87.0	9055370048000		
0.1909	11		4.850	62.0	26.0	9055200048500	86.0	52.0	9055190048500	132.0	87.0	9055370048500		
0.1929			4.900	62.0	26.0	9055200049000	86.0	52.0	9055190049000	132.0	87.0	9055370049000		
0.1937	10		4.920	62.0	26.0	9055200049200	86.0	52.0	9055190049200	132.0	87.0	9055370049200		
0.1961	9		4.980	62.0	26.0	9055200049800	86.0	52.0	9055190049800	132.0	87.0	9055370049800		
0.1969			5.000	62.0	26.0	9055200050000	86.0	52.0	9055190050000	132.0	87.0	9055370050000		
0.1992	8		5.060	62.0	26.0	9055200050600	86.0	52.0	9055190050600	132.0	87.0	9055370050600		
0.2008			5.100	62.0	26.0	9055200051000	86.0	52.0	9055190051000	132.0	87.0	9055370051000		
0.2012	7		5.110	62.0	26.0	9055200051100	86.0	52.0	9055190051100	132.0	87.0	9055370051100		
0.2031	13/64		5.160	62.0	26.0	9055200051600	86.0	52.0	9055190051600	132.0	87.0	9055370051600		
0.2039	6		5.180	62.0	26.0	9055200051800	86.0	52.0	9055190051800	132.0	87.0	9055370051800		
0.2047			5.200	62.0	26.0	9055200052000	86.0	52.0	9055190052000	132.0	87.0	9055370052000		
0.2055	5		5.220	62.0	26.0	9055200052200	86.0	52.0	9055190052200	132.0	87.0	9055370052200		
0.2087			5.300	62.0	26.0	9055200053000	86.0	52.0	9055190053000	132.0	87.0	9055370053000		
0.2091	4		5.310	66.0	28.0	9055200053100	93.0	57.0	9055190053100	139.0	91.0	9055370053100		
0.2126			5.400	66.0	28.0	9055200054000	93.0	57.0	9055190054000	139.0	91.0	9055370054000		
0.2130	3		5.410	66.0	28.0	9055200054100	93.0	57.0	9055190054100	139.0	91.0	9055370054100		
0.2165			5.500	66.0	28.0	9055200055000	93.0	57.0	9055190055000	139.0	91.0	9055370055000		
0.2189	7/32		5.560	66.0	28.0	9055200055600	93.0	57.0	9055190055600	139.0	91.0	9055370055600		
0.2205			5.600	66.0	28.0	9055200056000	93.0	57.0	9055190056000	139.0	91.0	9055370056000		
0.2209	2		5.610	66.0	28.0	9055200056100	93.0	57.0	9055190056100	139.0	91.0	9055370056100		
0.2244			5.700	66.0	28.0	9055200057000	93.0	57.0	9055190057000	139.0	91.0	9055370057000		
0.2280	1		5.790	66.0	28.0	9055200057900	93.0	57.0	9055190057900	139.0	91.0	9055370057900		
0.2283			5.800	66.0	28.0	9055200058000	93.0	57.0	9055190058000	139.0	91.0	9055370058000		
0.2323			5.900	66.0	28.0	9055200059000	93.0	57.0	9055190059000	139.0	91.0	9055370059000		
0.2339	A		5.940	66.0	28.0	9055200059400	93.0	57.0	9055190059400	139.0	91.0	9055370059400		
0.2343	15/64		5.950	66.0	28.0	9055200059500	93.0	57.0	9055190059500	139.0	91.0	9055370059500		
0.2362			6.000	66.0	28.0	9055200060000	93.0	57.0	9055190060000	139.0	91.0	9055370060000		
0.2378	B		6.040	66.0	28.0	9055200060400	93.0	57.0	9055190060400	139.0	91.0	9055370060400		
0.2402			6.100	70.0	31.0	9055200061000	101.0	63.0	9055190061000	148.0	97.0	9055370061000		
0.2421	C		6.150	70.0	31.0	9055200061500	101.0	63.0	9055190061500	148.0	97.0	9055370061500		
0.2441			6.200	70.0	31.0	9055200062000	101.0	63.0	9055190062000	148.0	97.0	9055370062000		
0.2461	D		6.250	70.0	31.0	9055200062500	101.0	63.0	9055190062500	148.0	97.0	9055370062500		
0.2480			6.300	70.0	31.0	9055200063000	101.0	63.0	9055190063000	148.0	97.0	9055370063000		
0.2500	1/4		6.350	70.0	31.0	9055200063500	101.0	63.0	9055190063500	148.0	97.0	9055370063500		
0.2520			6.400	70.0	31.0	9055200064000	101.0	63.0	9055190064000	148.0	97.0	9055370064000		
0.2559			6.500	70.0	31.0	9055200065000	101.0	63.0	9055190065000	148.0	97.0	9055370065000		
0.2571	F		6.530	70.0	31.0	9055200065300	101.0	63.0	9055190065300	148.0	97.0	9055370065300		
0.2598			6.600	70.0	31.0	9055200066000	101.0	63.0	9055190066000	148.0	97.0	9055370066000		
0.2610	G		6.630	70.0	31.0	9055200066300	101.0	63.0	9055190066300	148.0	97.0	9055370066300		
0.2638			6.700	70.0	31.0	9055200067000	101.0	63.0	9055190067000	148.0	97.0	9055370067000		
0.2657	17/64		6.750	70.0	31.0	9055200067500	109.0	69.0	9055190067500	156.0	102.0	9055370067500		
0.2677			6.800	74.0	34.0	9055200068000	109.0	69.0	9055190068000	156.0	102.0	9055370068000		
0.2717	I		6.900	74.0	34.0	9055200069000	109.0	69.0	9055190069000	156.0	102.0	9055370069000		
0.2756			7.000	74.0	34.0	9055200070000	109.0	69.0	9055190070000	156.0	102.0	9055370070000		
0.2768	J		7.030	74.0	34.0	9055200070300	109.0	69.0	9055190070300	156.0	102.0	9055370070300		
0.2795			7.100	74.0	34.0	9055200071000	109.0	69.0	9055190071000	156.0	102.0	9055370071000		
0.2811	9/32		7.140	74.0	34.0	9055200071400	109.0	69.0	9055190071400	156.0	102.0	9055370071400		
0.2835			7.200	74.0	34.0	9055200072000	109.0	69.0	9055190072000	156.0	102.0	9055370072000		
0.2874			7.300	74.0	34.0	9055200073000	109.0	69.0	9055190073000	156.0	102.0	9055370073000		

Dec. inch	Diameter		Series 5520		Series 5520		Series 5519		Series 5519		Series 5537		Series 5537	
	Fract. inch	Wire / letter	mm	Overall Length	Flute Length	EDP #	Overall Length	Flute Length	EDP #	Overall Length	Flute Length	EDP #	Overall Length	Flute Length
0.2902		L	7.370	74.0	34.0	9055200073700	109.0	69.0	9055190073700	156.0	102.0	9055370073700		
0.2913			7.400	74.0	34.0	9055200074000	109.0	69.0	9055190074000	156.0	102.0	9055370074000		
0.2949		M	7.490	74.0	34.0	9055200074900	109.0	69.0	9055190074900	156.0	102.0	9055370074900		
0.2953			7.500	74.0	34.0	9055200075000	109.0	69.0	9055190075000	156.0	102.0	9055370075000		
0.2969	19/64		7.540	74.0	34.0	9055200075400	117.0	75.0	9055190075400	165.0	109.0	9055370075400		
0.2992			7.600	79.0	37.0	9055200076000	117.0	75.0	9055190076000	165.0	109.0	9055370076000		
0.3020		N	7.670	79.0	37.0	9055200076700	117.0	75.0	9055190076700	165.0	109.0	9055370076700		
0.3031			7.700	79.0	37.0	9055200077000	117.0	75.0	9055190077000	165.0	109.0	9055370077000		
0.3071			7.800	79.0	37.0	9055200078000	117.0	75.0	9055190078000	165.0	109.0	9055370078000		
0.3110			7.900	79.0	37.0	9055200079000	117.0	75.0	9055190079000	165.0	109.0	9055370079000		
0.3126	5/16		7.940	79.0	37.0	9055200079400	117.0	75.0	9055190079400	165.0	109.0	9055370079400		
0.3150			8.000	79.0	37.0	9055200080000	117.0	75.0	9055190080000	165.0	109.0	9055370080000		
0.3161		O	8.030	79.0	37.0	9055200080300	117.0	75.0	9055190080300	165.0	109.0	9055370080300		
0.3189			8.100	79.0	37.0	9055200081000	117.0	75.0	9055190081000	165.0	109.0	9055370081000		
0.3228		P	8.200	79.0	37.0	9055200082000	117.0	75.0	9055190082000	165.0	109.0	9055370082000		
0.3268			8.300	79.0	37.0	9055200083000	117.0	75.0	9055190083000	165.0	109.0	9055370083000		
0.3280	21/64		8.330	79.0	37.0	9055200083300	117.0	75.0	9055190083300	165.0	109.0	9055370083300		
0.3307			8.400	79.0	37.0	9055200084000	117.0	75.0	9055190084000	165.0	109.0	9055370084000		
0.3319		Q	8.430	79.0	37.0	9055200084300	117.0	75.0	9055190084300	165.0	109.0	9055370084300		
0.3346			8.500	79.0	37.0	9055200085000	117.0	75.0	9055190085000	165.0	109.0	9055370085000		
0.3386			8.600	84.0	40.0	9055200086000	125.0	81.0	9055190086000	175.0	115.0	9055370086000		
0.3390		R	8.610	84.0	40.0	9055200086100	125.0	81.0	9055190086100	175.0	115.0	9055370086100		
0.3425			8.700	84.0	40.0	9055200087000	125.0	81.0	9055190087000	175.0	115.0	9055370087000		
0.3437	11/32		8.730	84.0	40.0	9055200087300	125.0	81.0	9055190087300	175.0	115.0	9055370087300		
0.3465			8.800	84.0	40.0	9055200088000	125.0	81.0	9055190088000	175.0	115.0	9055370088000		
0.3480		S	8.840	84.0	40.0	9055200088400	125.0	81.0	9055190088400	175.0	115.0	9055370088400		
0.3504			8.900	84.0	40.0	9055200089000	125.0	81.0	9055190089000	175.0	115.0	9055370089000		
0.3543			9.000	84.0	40.0	9055200090000	125.0	81.0	9055190090000	175.0	115.0	9055370090000		
0.3579		T	9.090	84.0	40.0	9055200090900	125.0	81.0	9055190090900	175.0	115.0	9055370090900		
0.3583			9.100	84.0	40.0	9055200091000	125.0	81.0	9055190091000	175.0	115.0	9055370091000		
0.3594	23/64		9.130	84.0	40.0	9055200091300	125.0	81.0	9055190091300	175.0	115.0	9055370091300		
0.3622			9.200	84.0	40.0	9055200092000	125.0	81.0	9055190092000	175.0	115.0	9055370092000		
0.3661			9.300	84.0	40.0	9055200093000	125.0	81.0	9055190093000	175.0	115.0	9055370093000		
0.3677		U	9.340	84.0	40.0	9055200093400	125.0	81.0	9055190093400	175.0	115.0	9055370093400		
0.3701			9.400	84.0	40.0	9055200094000	125.0	81.0	9055190094000	175.0	115.0	9055370094000		
0.3740			9.500	84.0	40.0	9055200095000	125.0	81.0	9055190095000	175.0	115.0	9055370095000		
0.3772		V	9.580	84.0	40.0	9055200095800	125.0	81.0	9055190095800	175.0	115.0	9055370095800		
0.3748	3/8		9.520	84.0	40.0	9055200095200	133.0	87.0	9055190095200	184.0	121.0	9055370095200		
0.3780			9.600	89.0	43.0	9055200096000	133.0	87.0	9055190096000	184.0	121.0	9055370096000		
0.3819			9.700	89.0	43.0	9055200097000	133.0	87.0	9055190097000	184.0	121.0	9055370097000		
0.3858		W	9.800	89.0	43.0	9055200098000	133.0	87.0	9055190098000	184.0	121.0	9055370098000		
0.3898			9.900	89.0	43.0	9055200099000	133.0	87.0	9055190099000	184.0	121.0	9055370099000		
0.3906	25/64		9.920	89.0	43.0	9055200099200	133.0	87.0	9055190099200	184.0	121.0	9055370099200		
0.3937			10.000	89.0	43.0	9055200100000	133.0	87.0	9055190100000	184.0	121.0	9055370100000		
0.3969		X	10.080	89.0	43.0	9055200100800	133.0	87.0	9055190100800	184.0	121.0	9055370100800		
0.3976			10.100	89.0	43.0	9055200101000	133.0	87.0	9055190101000	184.0	121.0	9055370101000		
0.4016			10.200	89.0	43.0	9055200102000	133.0	87.0	9055190102000	184.0	121.0	9055370102000		
0.4039		Y	10.260	89.0	43.0	9055200102600	133.0	87.0	9055190102600	184.0	121.0	9055370102600		
0.4055			10.300	89.0	43.0	9055200103000	133.0	87.0	9055190103000	184.0	121.0	9055370103000		
0.4063	13/32		10.320	89.0	43.0	9055200103200	133.0	87.0	9055190103200	184.0	121.0	9055370103200		
0.4094			10.400	89.0	43.0	9055200104000	133.0	87.0	9055190104000	184.0	121.0	9055370104000		
0.4130		Z	10.490	89.0	43.0	9055200104900	133.0	87.0	9055190104900	184.0	121.0	9055370104900		
0.4134			10.500	89.0	43.0	9055200105000	133.0	87.0	9055190105000	184.0	121.0	9055370105000		
0.4220	27/64		10.720	89.0	43.0	9055200107200	142.0	94.0	9055190107200	195.0	128.0	9055370107200		
0.4331			11.000	95.0	47.0	9055200110000	142.0	94.0	9055190110000	195.0	128.0	9055370110000		
0.4374	7/16		11.110	95.0	47.0	9055200111100	142.0	94.0	9055190111100	195.0	128.0	9055370111100		
0.4528			11.500	95.0	47.0	9055200115000	142.0	94.0	9055190115000	195.0	128.0	9055370115000		
0.4531	29/64		11.510	95.0	47.0	9055200115100	142.0	94.0	9055190115100	195.0	128.0	9055370115100		
0.4689	15/32		11.910	95.0	47.0	9055200119100	151.0	101.0	9055190119100	205.0	134.0	9055370119100		
0.4724			12.000	102.0	51.0	9055200120000	151.0	101.0	9055190120000	205.0	134.0	9055370120000		
0.4843	31/64		12.300	102.0	51.0	9055200123000	151.0	101.0	9055190123000	205.0	134.0	9055370123000		
0.4921			12.500	102.0	51.0	9055200125000	151.0	101.0	9055190125000	205.0	134.0	9055370125000		
0.5000	1/2		12.700	102.0	51.0	9055200127000	151.0	101.0	9055190127000	205.0	134.0	9055370127000		
0.5118			13.000	102.0	51.0	9055200130000	151.0	101.0	9055190130000	205.0	134.0	9055370130000		
0.5157	33/64		13.100	102.0	51.0	9055200131000	151.0	101.0	9055190131000	205.0	134.0	9055370131000		
0.5311	17/32		13.490	107.0	54.0	9055200134900	160.0	108.0	9055190134900	214.0	140.0	9055370134900		
0.5315			13.500	107.0	54.0	9055200135000	160.0	108.0	9055190135000	214.0	140.0	9055370135000		
0.5512			14.000	107.0	54.0	9055200140000	160.0	108.0	9055190140000	214.0	140.0	9055370140000		
0.5626	9/16		14.290	107.0	54.0	9055200142900	160.0	108.0	9055190142900	214.0	140.0	9055370142900		

GU 500 DZ Cobalt Drills

- Premium cobalt substrate
- 118° 4-facet split-point geometry
- Open GU 500 deep flute profile
- h8 tolerance on diameter

- Bright finish
- Applications: Low carbon steel, aluminum, copper and plastics

Series 5524 - Stub length (3xD)

Series 5523 - Jobber length (5xD)

Series 5536 - Taper length (10xD)



FEATURED PRODUCT

Dec. inch	Diameter		mm	Series 5524		Series 5524		Series 5523		Series 5523		Series 5536		Series 5536	
	Fract. inch	Wire / letter		Overall Length	Flute Length	EDP #	Overall Length	Flute Length	EDP #	Overall Length	Flute Length	EDP #	Overall Length	Flute Length	EDP #
0.0394			1.000	26.0	6.0	9055240010000	34.0	12.0	9055230010000	56.0	33.0	9055360010000			
0.0402	60		1.020	26.0	6.0	9055240010200	34.0	12.0	9055230010200	56.0	33.0	9055360010200			
0.0409	59		1.040	26.0	6.0	9055240010400	34.0	12.0	9055230010400	56.0	33.0	9055360010400			
0.0421	58		1.070	28.0	7.0	9055240010700	36.0	14.0	9055230010700	60.0	37.0	9055360010700			
0.0429	57		1.090	28.0	7.0	9055240010900	36.0	14.0	9055230010900	60.0	37.0	9055360010900			
0.0433			1.100	28.0	7.0	9055240011000	36.0	14.0	9055230011000	60.0	37.0	9055360011000			
0.0465			1.180	28.0	7.0	9055240011800	36.0	14.0	9055230011800	60.0	37.0	9055360011800			
0.0469	3/64		1.190	30.0	8.0	9055240011900	38.0	16.0	9055230011900	65.0	41.0	9055360011900			
0.0472			1.200	30.0	8.0	9055240012000	38.0	16.0	9055230012000	65.0	41.0	9055360012000			
0.0512			1.300	30.0	8.0	9055240013000	38.0	16.0	9055230013000	65.0	41.0	9055360013000			
0.0520			1.320	30.0	8.0	9055240013200	38.0	16.0	9055230013200	65.0	41.0	9055360013200			
0.0551	55		1.400	32.0	9.0	9055240014000	40.0	18.0	9055230014000	70.0	45.0	9055360014000			
0.0591			1.500	32.0	9.0	9055240015000	40.0	18.0	9055230015000	70.0	45.0	9055360015000			
0.0594	53		1.510	32.0	9.0	9055240015100	43.0	20.0	9055230015100	76.0	50.0	9055360015100			
0.0626	1/16		1.590	32.0	9.0	9055240015900	43.0	20.0	9055230015900	76.0	50.0	9055360015900			
0.0630			1.600	34.0	10.0	9055240016000	43.0	20.0	9055230016000	76.0	50.0	9055360016000			
0.0634	52		1.610	34.0	10.0	9055240016100	43.0	20.0	9055230016100	76.0	50.0	9055360016100			
0.0669	51		1.700	34.0	10.0	9055240017000	43.0	20.0	9055230017000	76.0	50.0	9055360017000			
0.0701	50		1.780	36.0	11.0	9055240017800	46.0	22.0	9055230017800	80.0	53.0	9055360017800			
0.0709			1.800	36.0	11.0	9055240018000	46.0	22.0	9055230018000	80.0	53.0	9055360018000			
0.0728	49		1.850	36.0	11.0	9055240018500	46.0	22.0	9055230018500	80.0	53.0	9055360018500			
0.0748			1.900	36.0	11.0	9055240019000	46.0	22.0	9055230019000	80.0	53.0	9055360019000			
0.0760	48		1.930	36.0	11.0	9055240019300	49.0	24.0	9055230019300	85.0	56.0	9055360019300			
0.0780	5/64		1.980	36.0	11.0	9055240019800	49.0	24.0	9055230019800	85.0	56.0	9055360019800			
0.0783	47		1.990	38.0	12.0	9055240019900	49.0	24.0	9055230019900	85.0	56.0	9055360019900			
0.0787			2.000	38.0	12.0	9055240020000	49.0	24.0	9055230020000	85.0	56.0	9055360020000			
0.0811	46		2.060	38.0	12.0	9055240020600	49.0	24.0	9055230020600	85.0	56.0	9055360020600			
0.0819	45		2.080	38.0	12.0	9055240020800	49.0	24.0	9055230020800	85.0	56.0	9055360020800			
0.0827			2.100	38.0	12.0	9055240021000	49.0	24.0	9055230021000	85.0	56.0	9055360021000			
0.0858	44		2.180	40.0	13.0	9055240021800	53.0	27.0	9055230021800	90.0	59.0	9055360021800			
0.0866			2.200	40.0	13.0	9055240022000	53.0	27.0	9055230022000	90.0	59.0	9055360022000			
0.0890	43		2.260	40.0	13.0	9055240022600	53.0	27.0	9055230022600	90.0	59.0	9055360022600			
0.0906			2.300	40.0	13.0	9055240023000	53.0	27.0	9055230023000	90.0	59.0	9055360023000			
0.0933	42		2.370	43.0	14.0	9055240023700	57.0	30.0	9055230023700	95.0	62.0	9055360023700			
0.0937	3/32		2.380	43.0	14.0	9055240023800	57.0	30.0	9055230023800	95.0	62.0	9055360023800			
0.0945			2.400	43.0	14.0	9055240024000	57.0	30.0	9055230024000	95.0	62.0	9055360024000			
0.0961	41		2.440	43.0	14.0	9055240024400	57.0	30.0	9055230024400	95.0	62.0	9055360024400			
0.0965	40		2.490	43.0	14.0	9055360024900	57.0	30.0	9055230024900	95.0	62.0	9055360024900			
0.0984			2.500	43.0	14.0	9055240025000	57.0	30.0	9055230025000	95.0	62.0	9055360025000			
0.0996	39		2.530	43.0	14.0	9055240025300	57.0	30.0	9055230025300	95.0	62.0	9055360025300			
0.1004	38		2.580	43.0	14.0	9055240025800	57.0	30.0	9055230025800	95.0	62.0	9055360025800			
0.1024			2.600	43.0	14.0	9055240026000	57.0	30.0	9055230026000	95.0	62.0	9055360026000			
0.1039	37		2.640	43.0	14.0	9055240026400	57.0	30.0	9055230026400	95.0	62.0	9055360026400			
0.1063			2.700	46.0	16.0	9055240027000	61.0	33.0	9055230027000	100.0	66.0	9055360027000			
0.1067	36		2.710	46.0	16.0	9055240027100	61.0	33.0	9055230027100	100.0	66.0	9055360027100			
0.1094	7/64		2.780	46.0	16.0	9055240027800	61.0	33.0	9055230027800	100.0	66.0	9055360027800			
0.1098			2.790	46.0	16.0	9055240027900	61.0	33.0	9055230027900	100.0	66.0	9055360027900			
0.1102	35		2.800	46.0	16.0	9055240028000	61.0	33.0	9055230028000	100.0	66.0	9055360028000			
0.1110	34		2.820	46.0	16.0	9055240028200	61.0	33.0	9055230028200	100.0	66.0	9055360028200			
0.1130	33		2.870	46.0	16.0	9055240028700	61.0	33.0	9055230028700	100.0	66.0	9055360028700			
0.1142			2.900	46.0	16.0	9055240029000	61.0	33.0	9055230029000	100.0	66.0	9055360029000			
0.1161	32		2.950	46.0	16.0	9055240029500	61.0	33.0	9055230029500	100.0	66.0	9055360029500			
0.1181			3.000	46.0	16.0	9055240030000	61.0	33.0	9055230030000	100.0	66.0	9055360030000			
0.1201	31		3.050	49.0	18.0	9055240030500	65.0	36.0	9055230030500	106.0	69.0	9055360030500			
0.1220			3.100	49.0	18.0	9055240031000	65.0	36.0	9055230031000	106.0	69.0	9055360031000			
0.1248	1/8		3.170	49.0	18.0	9055240031700	65.0	36.0	9055230031700	106.0	69.0	9055360031700			
0.1260			3.200	49.0	18.0	9055240032000	65.0	36.0	9055230032000	106.0	69.0	9055360032000			
0.1283	30		3.260	49.0	18.0	9055240032600	65.0	36.0	9055230032600	106.0	69.0	9055360032600			
0.1299			3.300	49.0	18.0	9055240033000	65.0	36.0	9055230033000	106.0	69.0	9055360033000			
0.1339			3.400	52.0	20.0	9055240034000	70.0	39.0	9055230034000	112.0	73.0	9055360034000			
0.1358	29		3.450	52.0	20.0	9055240034500	70.0	39.0	9055230034500	112.0	73.0	9055360034500			
0.1378			3.500	52.0	20.0	9055240035000	70.0	39.0	9055230035000	112.0	73.0	9055360035000			
0.1406	9/64	28	3.570	52.0	20.0	9055240035700	70.0	39.0	9055230035700	112.0	73.0	9055360035700			

Dec. inch	Diameter		mm	Series 5524		Series 5524		Series 5523		Series 5523		Series 5536		Series 5536	
	Fract. inch	Wire / letter		Overall Length	Flute Length	EDP #	Overall Length	Flute Length	EDP #	Overall Length	Flute Length	EDP #	Overall Length	Flute Length	EDP #
0.1417			3.600	52.0	20.0	9055240036000	70.0	39.0	9055230036000	112.0	73.0	9055360036000			
0.1441	27		3.660	52.0	20.0	9055240036600	70.0	39.0	9055230036600	112.0	73.0	9055360036600			
0.1457			3.700	52.0	20.0	9055240037000	70.0	39.0	9055230037000	112.0	73.0	9055360037000			
0.1469	26		3.730	52.0	20.0	9055240037300	70.0	39.0	9055230037300	112.0	73.0	9055360037300			
0.1496	25		3.800	55.0	22.0	9055240038000	75.0	43.0	9055230038000	119.0	78.0	9055360038000			
0.1520	24		3.860	55.0	22.0	9055240038600	75.0	43.0	9055230038600	119.0	78.0	9055360038600			
0.1535			3.900	55.0	22.0	9055240039000	75.0	43.0	9055230039000	119.0	78.0	9055360039000			
0.1539	23		3.910	55.0	22.0	9055240039100	75.0	43.0	9055230039100	119.0	78.0	9055360039100			
0.1563	5/32		3.970	55.0	22.0	9055240039700	75.0	43.0	9055230039700	119.0	78.0	9055360039700			
0.1571	22		3.990	55.0	22.0	9055240039900	75.0	43.0	9055230039900	119.0	78.0	9055360039900			
0.1575			4.000	55.0	22.0	9055240040000	75.0	43.0	9055230040000	119.0	78.0	9055360040000			
0.1591	21		4.040	55.0	22.0	9055240040400	75.0	43.0	9055230040400	119.0	78.0	9055360040400			
0.1610	20		4.090	55.0	22.0	9055240040900	75.0	43.0	9055230040900	119.0	78.0	9055360040900			
0.1614			4.100	55.0	22.0	9055240041000	75.0	43.0	9055230041000	119.0	78.0	9055360041000			
0.1654			4.200	55.0	22.0	9055240042000	75.0	43.0	9055230042000	119.0	78.0	9055360042000			
0.1661	19		4.220	55.0	22.0	9055240042200	75.0	43.0	9055230042200	119.0	78.0	9055360042200			
0.1693	18		4.300	58.0	24.0	9055240043000	80.0	47.0	9055230043000	126.0	82.0	9055360043000			
0.1720	11/64		4.370	58.0	24.0	9055240043700	80.0	47.0	9055230043700	126.0	82.0	9055360043700			
0.1728	17		4.390	58.0	24.0	9055240043900	80.0	47.0	9055230043900	126.0	82.0	9055360043900			
0.1732			4.400	58.0	24.0	9055240044000	80.0	47.0	9055230044000	126.0	82.0	9055360044000			
0.1772	16		4.500	58.0	24.0	9055240045000	80.0	47.0	9055230045000	126.0	82.0	9055360045000			
0.1799	15		4.570	58.0	24.0	9055240045700	80.0	47.0	9055230045700	126.0	82.0	9055360045700			
0.1811			4.600	58.0	24.0	9055240046000	80.0	47.0	9055230046000	126.0	82.0	9055360046000			
0.1819	14		4.620	58.0	24.0	9055240046200	80.0	47.0	9055230046200	126.0	82.0	9055360046200			
0.1850	13		4.700	58.0	24.0	9055240047000	80.0	47.0	9055230047000	126.0	82.0	9055360047000			
0.1874	3/16		4.760	62.0	26.0	9055240047600	86.0	52.0	9055230047600	132.0	87.0	9055360047600			
0.1890	12		4.800	62.0	26.0	9055240048000	86.0	52.0	9055230048000	132.0	87.0	9055360048000			
0.1909	11		4.850	62.0	26.0	9055240048500	86.0	52.0	9055230048500	132.0	87.0	9055360048500			
0.1929			4.900	62.0	26.0	9055240049000	86.0	52.0	9055230049000	132.0	87.0	9055360049000			
0.1937	10		4.920	62.0	26.0	9055240049200	86.0	52.0	9055230049200	132.0	87.0	9055360049200			
0.1961	9		4.980	62.0	26.0	9055240049800	86.0	52.0	9055230049800	132.0	87.0	9055360049800			
0.1969			5.000	62.0	26.0	9055240050000	86.0	52.0	9055230050000	132.0	87.0	9055360050000			
0.1992	8		5.060	62.0	26.0	9055240050600	86.0	52.0	9055230050600	132.0	87.0	9055360050600			
0.2008			5.100	62.0	26.0	9055240051000	86.0	52.0	9055230051000	132.0	87.0	9055360051000			
0.2012	7		5.110	62.0	26.0	9055240051100	86.0	52.0	9055230051100	132.0	87.0	9055360051100			
0.2031	13/64		5.160	62.0	26.0	9055240051600	86.0	52.0	9055230051600	132.0	87.0	9055360051600			
0.2039	6		5.180	62.0	26.0	9055240051800	86.0	52.0	9055230051800	132.0	87.0	9055360051800			
0.2047			5.200	62.0	26.0	9055240052000	86.0	52.0	9055230052000	132.0	87.0	9055360052000			
0.2055	5		5.220	62.0	26.0	9055240052200	86.0	52.0	9055230052200	132.0	87.0	9055360052200			
0.2087			5.300	62.0	26.0	9055240053000	86.0	52.0	9055230053000	132.0	87.0	9055360053000			
0.2091	4		5.310	66.0	28.0	9055240053100	93.0	57.0	9055230053100	139.0	91.0	9055360053100			
0.2126			5.400	66.0	28.0	9055240054000	93.0	57.0	9055230054000	139.0	91.0	9055360054000			
0.2130	3		5.410	66.0	28.0	9055240054100	93.0	57.0	9055230054100	139.0	91.0	9055360054100			
0.2165			5.500	66.0	28.0	9055240055000	93.0	57.0	9055230055000	139.0	91.0	9055360055000			
0.2189	7/32		5.560	66.0	28.0	9055240055600	93.0	57.0	9055230055600	139.0	91.0	9055360055600			
0.2205			5.600	66.0	28.0	9055240056000	93.0	57.0	9055230056000	139.0	91.0	9055360056000			
0.2209	2		5.610	66.0	28.0	9055240056100	93.0	57.0	9055230056100	139.0	91.0	9055360056100			
0.2244			5.700	66.0	28.0	9055240057000	93.0	57.0	9055230057000	139.0	91.0	9055360057000			
0.2280	1		5.790	66.0	28.0	9055240057900	93.0	57.0	9055230057900	139.0	91.0	9055360057900			
0.2283			5.800	66.0	28.0	9055240058000	93.0	57.0	9055230058000	139.0	91.0	9055360058000			
0.2323			5.900	66.0	28.0	9055240059000	93.0	57.0	9055230059000	139.0	91.0	9055360059000			
0.2339	A		5.940	66.0	28.0	9055240059400	93.0	57.0	9055230059400	139.0	91.0	9055360059400			
0.2343	15/64		5.950	66.0	28.0	9055240059500	93.0	57.0	9055230059500	139.0	91.0	9055360059500			
0.2362			6.000	66.0	28.0	9055240060000	93.0	57.0	9055230060000	139.0	91.0	9055360060000			
0.2378	B		6.040	66.0	28.0	9055240060400	93.0	57.0	9055230060400	139.0	91.0	9055360060400			
0.2402			6.100	70.0	31.0	9055240061000	101.0	63.0	9055230061000	148.0	97.0	9055360061000			
0.2421	C		6.150	70.0	31.0	9055240061500	101.0	63.0	9055230061500	148.0	97.0	9055360061500			
0.2441			6.200	70.0	31.0	9055240062000	101.0	63.0	9055230062000	148.0	97.0	9055360062000			
0.2461	D		6.250	70.0	31.0	9055240062500	101.0	63.0	9055230062500	148.0	97.0	9055360062500			
0.2480			6.300	70.0	31.0	9055240063000	101.0	63.0	9055230063000	148.0	97.0	9055360063000			
0.2500	1/4		6.350	70.0	31.0	9055240063500	101.0	63.0	9055230063500	148.0	97.0	9055360063500			
0.2520			6.400	70.0	31.0	9055240064000	101.0	63.0	9055230064000	148.0	97.0	9055360064000			
0.2559			6.500	70.0	31.0	9055240065000	101.0	63.0	9055230065000	148.0	97.0	9055360065000			
0.2571	F		6.530	70.0	31.0	9055240065300	101.0	63.0	9055230065300	148.0	97.0	9055360065300			
0.2598			6.600	70.0	31.0	9055240066000	101.0	63.0	9055230066000	148.0	97.0	9055360066000			
0.2610	G		6.630	70.0	31.0	9055240066300	101.0	63.0	9055230066300	148.0	97.0	9055360066300			
0.2638			6.700	70.0	31.0	9055240067000	101.0	63.0	9055230067000	148.0	97.0	9055360067000			
0.2657	17/64		6.750	70.0	31.0	9055240067500	109.0	69.0	9055230067500	156.0	102.0	9055360067500			
0.2677			6.800	74.0	34.0	9055240068000	109.0	69.0	9055230068000	156.0	102.0	9055360068000			
0.2717	I		6.900	74.0	34.0	9055240069000	109.0	69.0	9055230069000	156.0	102.0	9055360069000			
0.2756			7.000	74.0	34.0	9055240070000	109.0	69.0	9055230070000	156.0	102.0	9055360070000			
0.2768	J		7.030	74.0	34.0	9055240070300	109.0	69.0	9055230070300	156.0	102.0	9055360070300			
0.2795			7.100	74.0	34.0	9055240071000	109.0	69.0	9055230071000	156.0	102.0	9055360071000			
0.2811	9/32		7.140	74.0	34.0	9055240071400	109.0	69.0	9055230071400	156.0	102.0	9055360071400			
0.2835			7.200	74.0	34.0	9055240072000	109.0	69.0	9055230072000	156.0	102.0	9055360072000			
0.2874			7.300	74.0	34.0	9055240073000	109.0	69.0	9055230073000	156.0	102.0	9055360073000			

Dec. inch	Diameter		Series 5524		Series 5524		Series 5523		Series 5523		Series 5536		Series 5536		
	Fract. inch	Wire / letter	mm	Overall Length	Flute Length	EDP #	Overall Length	Flute Length	EDP #	Overall Length	Flute Length	EDP #	Overall Length	Flute Length	EDP #
0.2902		L	7.370	74.0	34.0	9055240073700	109.0	69.0	9055230073700	156.0	102.0	9055360073700			
0.2913			7.400	74.0	34.0	9055240074000	109.0	69.0	9055230074000	156.0	102.0	9055360074000			
0.2949		M	7.490	74.0	34.0	9055240074900	109.0	69.0	9055230074900	156.0	102.0	9055360074900			
0.2953			7.500	74.0	34.0	9055240075000	109.0	69.0	9055230075000	156.0	102.0	9055360075000			
0.2969	19/64		7.540	74.0	34.0	9055240075400	117.0	75.0	9055230075400	165.0	109.0	9055360075400			
0.2992			7.600	79.0	37.0	9055240076000	117.0	75.0	9055230076000	165.0	109.0	9055360076000			
0.3020		N	7.670	79.0	37.0	9055240076700	117.0	75.0	9055230076700	165.0	109.0	9055360076700			
0.3031			7.700	79.0	37.0	9055240077000	117.0	75.0	9055230077000	165.0	109.0	9055360077000			
0.3071			7.800	79.0	37.0	9055240078000	117.0	75.0	9055230078000	165.0	109.0	9055360078000			
0.3110			7.900	79.0	37.0	9055240079000	117.0	75.0	9055230079000	165.0	109.0	9055360079000			
0.3126	5/16		7.940	79.0	37.0	9055240079400	117.0	75.0	9055230079400	165.0	109.0	9055360079400			
0.3150			8.000	79.0	37.0	9055240080000	117.0	75.0	9055230080000	165.0	109.0	9055360080000			
0.3161		O	8.030	79.0	37.0	9055240080300	117.0	75.0	9055230080300	165.0	109.0	9055360080300			
0.3189			8.100	79.0	37.0	9055240081000	117.0	75.0	9055230081000	165.0	109.0	9055360081000			
0.3228		P	8.200	79.0	37.0	9055240082000	117.0	75.0	9055230082000	165.0	109.0	9055360082000			
0.3268			8.300	79.0	37.0	9055240083000	117.0	75.0	9055230083000	165.0	109.0	9055360083000			
0.3280	21/64		8.330	79.0	37.0	9055240083300	117.0	75.0	9055230083300	165.0	109.0	9055360083300			
0.3307			8.400	79.0	37.0	9055240084000	117.0	75.0	9055230084000	165.0	109.0	9055360084000			
0.3319		Q	8.430	79.0	37.0	9055240084300	117.0	75.0	9055230084300	165.0	109.0	9055360084300			
0.3346			8.500	79.0	37.0	9055240085000	117.0	75.0	9055230085000	165.0	109.0	9055360085000			
0.3386			8.600	84.0	40.0	9055240086000	125.0	81.0	9055230086000	175.0	115.0	9055360086000			
0.3390		R	8.610	84.0	40.0	9055240086100	125.0	81.0	9055230086100	175.0	115.0	9055360086100			
0.3425			8.700	84.0	40.0	9055240087000	125.0	81.0	9055230087000	175.0	115.0	9055360087000			
0.3437	11/32		8.730	84.0	40.0	9055240087300	125.0	81.0	9055230087300	175.0	115.0	9055360087300			
0.3465			8.800	84.0	40.0	9055240088000	125.0	81.0	9055230088000	175.0	115.0	9055360088000			
0.3480		S	8.840	84.0	40.0	9055240088400	125.0	81.0	9055230088400	175.0	115.0	9055360088400			
0.3504			8.900	84.0	40.0	9055240089000	125.0	81.0	9055230089000	175.0	115.0	9055360089000			
0.3543			9.000	84.0	40.0	9055240090000	125.0	81.0	9055230090000	175.0	115.0	9055360090000			
0.3579		T	9.090	84.0	40.0	9055240090900	125.0	81.0	9055230090900	175.0	115.0	9055360090900			
0.3583			9.100	84.0	40.0	9055240091000	125.0	81.0	9055230091000	175.0	115.0	9055360091000			
0.3594	23/64		9.130	84.0	40.0	9055240091300	125.0	81.0	9055230091300	175.0	115.0	9055360091300			
0.3622			9.200	84.0	40.0	9055240092000	125.0	81.0	9055230092000	175.0	115.0	9055360092000			
0.3661			9.300	84.0	40.0	9055240093000	125.0	81.0	9055230093000	175.0	115.0	9055360093000			
0.3677		U	9.340	84.0	40.0	9055240093400	125.0	81.0	9055230093400	175.0	115.0	9055360093400			
0.3701			9.400	84.0	40.0	9055240094000	125.0	81.0	9055230094000	175.0	115.0	9055360094000			
0.3740			9.500	84.0	40.0	9055240095000	125.0	81.0	9055230095000	175.0	115.0	9055360095000			
0.3772		V	9.580	84.0	40.0	9055240095800	125.0	81.0	9055230095800	175.0	115.0	9055360095800			
0.3748	3/8		9.520	84.0	40.0	9055240095200	133.0	87.0	9055230095200	184.0	121.0	9055360095200			
0.3780			9.600	89.0	43.0	9055240096000	133.0	87.0	9055230096000	184.0	121.0	9055360096000			
0.3819			9.700	89.0	43.0	9055240097000	133.0	87.0	9055230097000	184.0	121.0	9055360097000			
0.3858		W	9.800	89.0	43.0	9055240098000	133.0	87.0	9055230098000	184.0	121.0	9055360098000			
0.3898			9.900	89.0	43.0	9055240099000	133.0	87.0	9055230099000	184.0	121.0	9055360099000			
0.3906	25/64		9.920	89.0	43.0	9055240099200	133.0	87.0	9055230099200	184.0	121.0	9055360099200			
0.3937			10.000	89.0	43.0	9055240100000	133.0	87.0	9055230100000	184.0	121.0	9055360100000			
0.3969		X	10.080	89.0	43.0	9055240100800	133.0	87.0	9055230100800	184.0	121.0	9055360100800			
0.3976			10.100	89.0	43.0	9055240101000	133.0	87.0	9055230101000	184.0	121.0	9055360101000			
0.4016			10.200	89.0	43.0	9055240102000	133.0	87.0	9055230102000	184.0	121.0	9055360102000			
0.4039		Y	10.260	89.0	43.0	9055240102600	133.0	87.0	9055230102600	184.0	121.0	9055360102600			
0.4055			10.300	89.0	43.0	9055240103000	133.0	87.0	9055230103000	184.0	121.0	9055360103000			
0.4063	13/32		10.320	89.0	43.0	9055240103200	133.0	87.0	9055230103200	184.0	121.0	9055360103200			
0.4094			10.400	89.0	43.0	9055240104000	133.0	87.0	9055230104000	184.0	121.0	9055360104000			
0.4130		Z	10.490	89.0	43.0	9055240104900	133.0	87.0	9055230104900	184.0	121.0	9055360104900			
0.4134			10.500	89.0	43.0	9055240105000	133.0	87.0	9055230105000	184.0	121.0	9055360105000			
0.4220	27/64		10.720	89.0	43.0	9055240107200	142.0	94.0	9055230107200	195.0	128.0	9055360107200			
0.4331			11.000	95.0	47.0	9055240110000	142.0	94.0	9055230110000	195.0	128.0	9055360110000			
0.4374	7/16		11.110	95.0	47.0	9055240111100	142.0	94.0	9055230111100	195.0	128.0	9055360111100			
0.4528			11.500	95.0	47.0	9055240115000	142.0	94.0	9055230115000	195.0	128.0	9055360115000			
0.4531	29/64		11.510	95.0	47.0	9055240115100	142.0	94.0	9055230115100	195.0	128.0	9055360115100			
0.4689	15/32		11.910	95.0	47.0	9055240119100	151.0	101.0	9055230119100	205.0	134.0	9055360119100			
0.4724			12.000	102.0	51.0	9055240120000	151.0	101.0	9055230120000	205.0	134.0	9055360120000			
0.4843	31/64		12.300	102.0	51.0	9055240123000	151.0	101.0	9055230123000	205.0	134.0	9055360123000			
0.4921			12.500	102.0	51.0	9055240125000	151.0	101.0	9055230125000	205.0	134.0	9055360125000			
0.5000	1/2		12.700	102.0	51.0	9055240127000	151.0	101.0	9055230127000	205.0	134.0	9055360127000			
0.5118			13.000	102.0	51.0	9055240130000	151.0	101.0	9055230130000	205.0	134.0	9055360130000			
0.5157	33/64		13.100	102.0	51.0	9055240131000	151.0	101.0	9055230131000	205.0	134.0	9055360131000			
0.5311	17/32		13.490	107.0	54.0	9055240134900	160.0	108.0	9055230134900	214.0	140.0	9055360134900			
0.5315			13.500	107.0	54.0	9055240135000	160.0	108.0	9055230135000	214.0	140.0	9055360135000			
0.5512			14.000	107.0	54.0	9055240140000	160.0	108.0	9055230140000	214.0	140.0	9055360140000			
0.5626	9/16		14.290	107.0	54.0	9055240142900	160.0	108.0	9055230142900	214.0	140.0	9055360142900			



FIREX® Coating

Developed by Guhring, high-performance FIREX® coating allows cutting tools to operate at higher temperatures for longer periods of time. FIREX is a multilayer coating that combines the heat and wear resistance of TiAlN coating with the universal applicability of TiN, to create a wear resistant heat barrier that significantly extends the life of the tool. Increases of 50-60% or more in tool life can be achieved with FIREX coating, which is featured on many Guhring stocked standard tools.



Free Toolfinder Software

*Find the best-suited Guhring cutting tools for your application -- quickly and easily -- with **Guhring Navigator**. Go to www.guhring.com and click on the icon to test drive this software.*



www.GUHRING.com

GT 500 DZ Powdered Metal Cobalt Drills

- Specialized Type B 130° cone relief point geometry
- Designed for machining tough materials
- Open GT 500 parabolic flute profile
- Provides more room for chip evacuation, eliminates need for pecking
- Powdered metal cobalt substrate
- Bridges the gap between cost-effective HSS and high-performance carbide
- FIREX® coated for maximum heat and abrasion resistance

Series 515 - Stub length (3xD)

Series 530 - Jobber length (5xD)



Dec. inch	Diameter		Series 515		Series 515		Series 530		Series 530	
	Fract. inch	Wire / letter	mm	Overall Length	Flute Length	EDP #	Overall Length	Flute Length	EDP #	
0.0394			1.000	26.0	6.0	9005150010000	34.0	12.0	9005300010000	
0.0402		60	1.020	26.0	6.0	9005150010200	34.0	12.0	9005300010200	
0.0409		59	1.040	26.0	6.0	9005150010400	34.0	12.0	9005300010400	
0.0421		58	1.070	28.0	7.0	9005150010700	36.0	14.0	9005300010700	
0.0429		57	1.090	28.0	7.0	9005150010900	36.0	14.0	9005300010900	
0.0433			1.100	28.0	7.0	9005150011000	36.0	14.0	9005300011000	
0.0465		56	1.180	28.0	7.0	9005150011800	36.0	14.0	9005300011800	
0.0469	3/64		1.190	30.0	8.0	9005150011900	38.0	16.0	9005300011900	
0.0472			1.200	30.0	8.0	9005150012000	38.0	16.0	9005300012000	
0.0512			1.300	30.0	8.0	9005150013000	38.0	16.0	9005300013000	
0.0520		55	1.320	30.0	8.0	9005150013200	38.0	16.0	9005300013200	
0.0551		54	1.400	32.0	9.0	9005150014000	40.0	18.0	9005300014000	
0.0591			1.500	32.0	9.0	9005150015000	40.0	18.0	9005300015000	
0.0594		53	1.510	34.0	10.0	9005150015100	40.0	18.0	9005300015100	
0.0626	1/16		1.590	32.0	9.0	9005150015900	40.0	18.0	9005300015900	
0.0630			1.600	34.0	10.0	9005150016000	43.0	20.0	9005300016000	
0.0634		52	1.610	34.0	10.0	9005150016100	43.0	20.0	9005300016100	
0.0669		51	1.700	34.0	10.0	9005150017000	43.0	20.0	9005300017000	
0.0701		50	1.780	36.0	11.0	9005150017800	46.0	22.0	9005300017800	
0.0709			1.800	36.0	11.0	9005150018000	46.0	22.0	9005300018000	
0.0728		49	1.850	36.0	11.0	9005150018500	46.0	22.0	9005300018500	
0.0748			1.900	36.0	11.0	9005150019000	46.0	22.0	9005300019000	
0.0760		48	1.930	36.0	11.0	9005150019300	46.0	22.0	9005300019300	
0.0780	5/64		1.980	36.0	11.0	9005150019800	46.0	22.0	9005300019800	
0.0783		47	1.990	38.0	12.0	9005150019900	49.0	24.0	9005300019900	
0.0787			2.000	38.0	12.0	9005150020000	49.0	24.0	9005300020000	
0.0811		46	2.060	38.0	12.0	9005150020600	49.0	24.0	9005300020600	
0.0819		45	2.080	38.0	12.0	9005150020800	49.0	24.0	9005300020800	
0.0827			2.100	38.0	12.0	9005150021000	49.0	24.0	9005300021000	
0.0858		44	2.180	40.0	13.0	9005150021800	53.0	27.0	9005300021800	
0.0866			2.200	40.0	13.0	9005150022000	53.0	27.0	9005300022000	
0.0890		43	2.260	40.0	13.0	9005150022600	53.0	27.0	9005300022600	
0.0906			2.300	40.0	13.0	9005150023000	53.0	27.0	9005300023000	
0.0933		42	2.370	43.0	14.0	9005150023700	57.0	30.0	9005300023700	
0.0937	3/32		2.380	43.0	14.0	9005150023800	57.0	30.0	9005300023800	
0.0945			2.400	43.0	14.0	9005150024000	57.0	30.0	9005300024000	
0.0961		41	2.440	43.0	14.0	9005150024400	57.0	30.0	9005300024400	
0.0980		40	2.490	43.0	14.0	9005150024900	57.0	30.0	9005300024900	
0.0984			2.500	43.0	14.0	9005150025000	57.0	30.0	9005300025000	
0.0996		39	2.530	43.0	14.0	9005150025300	57.0	30.0	9005300025300	
0.1016		38	2.580	43.0	14.0	9005150025800	57.0	30.0	9005300025800	
0.1024			2.600	43.0	14.0	9005150026000	57.0	30.0	9005300026000	
0.1039		37	2.640	43.0	14.0	9005150026400	57.0	30.0	9005300026400	
0.1063			2.700	46.0	16.0	9005150027000	61.0	33.0	9005300027000	
0.1067		36	2.710	46.0	16.0	9005150027100	61.0	33.0	9005300027100	
0.1094	7/64		2.780	46.0	16.0	9005150027800	61.0	33.0	9005300027800	
0.1098		35	2.790	46.0	16.0	9005150027900	61.0	33.0	9005300027900	
0.1102			2.800	46.0	16.0	9005150028000	61.0	33.0	9005300028000	
0.1110		34	2.820	46.0	16.0	9005150028200	61.0	33.0	9005300028200	
0.1130		33	2.870	46.0	16.0	9005150028700	61.0	33.0	9005300028700	
0.1142			2.900	46.0	16.0	9005150029000	61.0	33.0	9005300029000	
0.1161		32	2.950	46.0	16.0	9005150029500	61.0	33.0	9005300029500	
0.1181			3.000	46.0	16.0	9005150030000	61.0	33.0	9005300030000	
0.1201		31	3.050	49.0	18.0	9005150030500	65.0	36.0	9005300030500	
0.1220			3.100	49.0	18.0	9005150031000	65.0	36.0	9005300031000	
0.1248	1/8		3.170	49.0	18.0	9005150031700	65.0	36.0	9005300031700	
0.1260			3.200	49.0	18.0	9005150032000	65.0	36.0	9005300032000	
0.1283		30	3.260	49.0	18.0	9005150032600	65.0	36.0	9005300032600	
0.1299			3.300	49.0	18.0	9005150033000	65.0	36.0	9005300033000	
0.1339			3.400	52.0	20.0	9005150034000	70.0	39.0	9005300034000	
0.1358		29	3.450	52.0	20.0	9005150034500	70.0	39.0	9005300034500	
0.1378			3.500	52.0	20.0	9005150035000	70.0	39.0	9005300035000	
0.1406	9/64	28	3.570	52.0	20.0	9005150035700	70.0	39.0	9005300035700	

Dec. inch	Diameter		Series 515		Series 515		Series 530		Series 530	
	Fract. inch	Wire / letter	mm	Overall Length	Flute Length	EDP #	Overall Length	Flute Length	EDP #	
0.1417			3.600	52.0	20.0	9005150036000	70.0	39.0	9005300036000	
0.1441		27	3.660	52.0	20.0	9005150036600	70.0	39.0	9005300036600	
0.1457			3.700	52.0	20.0	9005150037000	70.0	39.0	9005300037000	
0.1469		26	3.730	52.0	20.0	9005150037300	70.0	39.0	9005300037300	
0.1496		25	3.800	55.0	22.0	9005150038000	75.0	43.0	9005300038000	
0.1520		24	3.860	55.0	22.0	9005150038600	75.0	43.0	9005300038600	
0.1535			3.900	55.0	22.0	9005150039000	75.0	43.0	9005300039000	
0.1539		23	3.910	55.0	22.0	9005150039100	75.0	43.0	9005300039100	
0.1563	5/32		3.970	55.0	22.0	9005150039700	75.0	43.0	9005300039700	
0.1571		22	3.990	55.0	22.0	9005150039900	75.0	43.0	9005300039900	
0.1575			4.000	55.0	22.0	9005150040000	75.0	43.0	9005300040000	
0.1591		21	4.040	55.0	22.0	9005150040400	75.0	43.0	9005300040400	
0.1610		20	4.090	55.0	22.0	9005150040900	75.0	43.0	9005300040900	
0.1614			4.100	55.0	22.0	9005150041000	75.0	43.0	9005300041000	
0.1654			4.200	55.0	22.0	9005150042000	75.0	43.0	9005300042000	
0.1661		19	4.220	55.0	22.0	9005150042200	75.0	43.0	9005300042200	
0.1693		18	4.300	58.0	24.0	9005150043000	80.0	47.0	9005300043000	
0.1720	11/64		4.370	58.0	24.0	9005150043700	80.0	47.0	9005300043700	
0.1728		17	4.390	58.0	24.0	9005150043900	80.0	47.0	9005300043900	
0.1732			4.400	58.0	24.0	9005150044000	80.0	47.0	9005300044000	
0.1772		16	4.500	58.0	24.0	9005150045000	80.0	47.0	9005300045000	
0.1799		15	4.570	58.0	24.0	9005150045700	80.0	47.0	9005300045700	
0.1811			4.600	58.0	24.0	9005150046000	80.0	47.0	9005300046000	
0.1819		14	4.620	58.0	24.0	9005150046200	80.0	47.0	9005300046200	
0.1850		13	4.700	58.0	24.0	9005150047000	80.0	47.0	9005300047000	
0.1874	3/16		4.760	62.0	26.0	9005150047600	86.0	52.0	9005300047600	
0.1890		12	4.800	62.0	26.0	9005150048000	86.0	52.0	9005300048000	
0.1909		11	4.850	62.0	26.0	9005150048500	86.0	52.0	9005300048500	
0.1929			4.900	62.0	26.0	9005150049000	86.0	52.0	9005300049000	
0.1937		10	4.920	62.0	26.0	9005150049200	86.0	52.0	9005300049200	
0.1961		9	4.980	62.0	26.0	9005150049800	86.0	52.0	9005300049800	
0.1969			5.000	62.0	26.0	9005150050000	86.0	52.0	9005300050000	
0.1992		8	5.060	62.0	26.0	9005150050600	86.0	52.0	9005300050600	
0.2008			5.100	62.0	26.0	9005150051000	86.0	52.0	9005300051000	
0.2012		7	5.110	62.0	26.0	9005150051100	86.0	52.0	9005300051100	
0.2031	13/64		5.160	62.0	26.0	9005150051600	86.0	52.0	9005300051600	
0.2039		6	5.180	62.0	26.0	9005150051800	86.0	52.0	9005300051800	
0.2047			5.200	62.0	26.0	9005150052000	86.0	52.0	9005300052000	
0.2055		5	5.220	62.0	26.0	9005150052200	86.0	52.0	9005300052200	
0.2087			5.300	62.0	26.0	9005150053000	86.0	52.0	9005300053000	
0.2091		4	5.310	66.0	28.0	9005150053100	93.0	57.0	9005300053100	
0.2126			5.400	66.0	28.0	9005150054000	93.0	57.0	9005300054000	
0.2130		3	5.410	66.0	28.0	9005150054100	93.0	57.0	9005300054100	
0.2165			5.500	66.0	28.0	9005150055000	93.0	57.0	9005300055000	
0.2185			5.550	66.0	28.0	9005150055500				
0.2189	7/32		5.560	66.0	28.0	9005150055600	93.0	57.0	9005300055600	
0.2205			5.600	66.0	28.0	9005150056000	93.0	57.0	9005300056000	
0.2209		2	5.610	66.0	28.0	9005150056100	93.0	57.0	9005300056100	
0.2244			5.700	66.0	28.0	9005150057000	93.0	57.0	9005300057000	
0.2280		1	5.790	66.0	28.0	9005150057900	93.0	57.0	9005300057900	
0.2283			5.800	66.0	28.0	9005150058000	93.0	57.0	9005300058000	
0.2323			5.900	66.0	28.0	9005150059000	93.0	57.0	9005300059000	
0.2339		A	5.940	66.0	28.0	9005150059400	93.0	57.0	9005300059400	
0.2343	15/64		5.950	66.0	28.0	9005150059500	93.0	57.0	9005300059500	
0.2362			6.000	66.0	28.0	9005150060000	93.0	57.0	9005300060000	
0.2378		B	6.040	70.0	31.0	9005150060400	101.0	63.0	9005300060400	
0.2402			6.100	70.0	31.0	9005150061000	101.0	63.0	9005300061000	
0.2421		C	6.150	70.0	31.0	9005150061500	101.0	63.0	9005300061500	
0.2441			6.200	70.0	31.0	9005150062000	101.0	63.0	9005300062000	
0.2461		D	6.250	70.0	31.0	9005150062500	101.0	63.0	9005300062500	
0.2480			6.300	70.0	31.0	9005150063000	101.0	63.0	9005300063000	
0.2500	1/4	E	6.350	70.0	31.0	9005150063500	101.0	63.0	9005300063500	
0.2520			6.400	70.0	31.0	9005150064000	101.0	63.0	9005300064000	
0.2559			6.500	70.0	31.0	9005150065000	101.0	63.0	9005300065000	
0.2571		F	6.530	70.0	31.0	9005150065300	101.0	63.0	9005300065300	
0.2598			6.600	70.0	31.0	9005150066000	101.0	63.0	9005300066000	
0.2610		G	6.630	70.0	31.0	9005150066300	101.0	63.0	9005300066300	
0.2638			6.700	70.0	31.0	9005150067000	101.0	63.0	9005300067000	
0.2657	17/64		6.750	70.0	31.0	9005150067500	101.0	63.0	9005300067500	
0.2677			6.800	74.0	34.0	9005150068000	109.0	69.0	9005300068000	
0.2717		I	6.900	74.0	34.0	9005150069000	109.0	69.0	9005300069000	
0.2756			7.000	74.0	34.0	9005150070000	109.0	69.0	9005300070000	
0.2768		J	7.030	74.0	34.0	9005150070300	109.0	69.0	9005300070300	
0.2795			7.100	74.0	34.0	9005150071000	109.0	69.0	9005300071000	
0.2811	9/32	K	7.140	74.0	34.0	9005150071400	109.0	69.0	9005300071400	
0.2835			7.200	74.0	34.0	9005150072000	109.0	69.0	9005300072000	

Dec. inch	Diameter		mm	Series 515		Series 515		Series 530		Series 530	
	Fract. inch	Wire / letter		Overall Length	Flute Length	EDP #	Overall Length	Flute Length	EDP #		
0.2874			7.300	74.0	34.0	9005150073000	109.0	69.0	9005300073000		
0.2902		L	7.370	74.0	34.0	9005150073700	109.0	69.0	9005300073700		
0.2913			7.400	74.0	34.0	9005150074000	109.0	69.0	9005300074000		
0.2949		M	7.490	74.0	34.0	9005150074900	109.0	69.0	9005300074900		
0.2953			7.500	74.0	34.0	9005150075000	109.0	69.0	9005300075000		
0.2969	19/64		7.540	74.0	34.0	9005150075400	109.0	69.0	9005300075400		
0.2992			7.600	79.0	37.0	9005150076000	117.0	75.0	9005300076000		
0.3020		N	7.670	79.0	37.0	9005150076700	117.0	75.0	9005300076700		
0.3031			7.700	79.0	37.0	9005150077000	117.0	75.0	9005300077000		
0.3071			7.800	79.0	37.0	9005150078000	117.0	75.0	9005300078000		
0.3110			7.900	79.0	37.0	9005150079000	117.0	75.0	9005300079000		
0.3126	5/16		7.940	79.0	37.0	9005150079400	117.0	75.0	9005300079400		
0.3150			8.000	79.0	37.0	9005150080000	117.0	75.0	9005300080000		
0.3161		O	8.030	79.0	37.0	9005150080300	117.0	75.0	9005300080300		
0.3189			8.100	79.0	37.0	9005150081000	117.0	75.0	9005300081000		
0.3228		P	8.200	79.0	37.0	9005150082000	117.0	75.0	9005300082000		
0.3268			8.300	79.0	37.0	9005150083000	117.0	75.0	9005300083000		
0.3280	21/64		8.330	79.0	37.0	9005150083300	117.0	75.0	9005300083300		
0.3307			8.400	79.0	37.0	9005150084000	117.0	75.0	9005300084000		
0.3319		Q	8.430	79.0	37.0	9005150084300	117.0	75.0	9005300084300		
0.3346			8.500	79.0	37.0	9005150085000	117.0	75.0	9005300085000		
0.3386			8.600	84.0	40.0	9005150086000					
0.3390		R	8.610	84.0	40.0	9005150086100	125.0	81.0	9005300086100		
0.3425			8.700	84.0	40.0	9005150087000					
0.3437	11/32		8.730	84.0	40.0	9005150087300	125.0	81.0	9005300087300		
0.3465			8.800	84.0	40.0	9005150088000	125.0	81.0	9005300088000		
0.3480		S	8.840	84.0	40.0	9005150088400	125.0	81.0	9005300088400		
0.3504			8.900	84.0	40.0	9005150089000	125.0	81.0	9005300089000		
0.3543			9.000	84.0	40.0	9005150090000	125.0	81.0	9005300090000		
0.3579		T	9.090	84.0	40.0	9005150090900	125.0	81.0	9005300090900		
0.3583			9.100	84.0	40.0	9005150091000	125.0	81.0	9005300091000		
0.3594	23/64		9.130	84.0	40.0	9005150091300	125.0	81.0	9005300091300		
0.3622			9.200	84.0	40.0	9005150092000	125.0	81.0	9005300092000		
0.3661			9.300	84.0	40.0	9005150093000	125.0	81.0	9005300093000		
0.3677		U	9.340	84.0	40.0	9005150093400	125.0	81.0	9005300093400		
0.3681			9.350	84.0	40.0	9005150093500					
0.3701			9.400	84.0	40.0	9005150094000	125.0	81.0	9005300094000		
0.3740			9.500	84.0	40.0	9005150095000	125.0	81.0	9005300095000		
0.3748	3/8		9.520	84.0	40.0	9005150095200	125.0	81.0	9005300095200		
0.3772		V	9.580	89.0	43.0	9005150095800	133.0	87.0	9005300095800		
0.3780			9.600	84.0	40.0	9005150096000	133.0	87.0	9005300096000		
0.3819			9.700	84.0	40.0	9005150097000	133.0	87.0	9005300097000		
0.3858		W	9.800	89.0	43.0	9005150098000	133.0	87.0	9005300098000		
0.3898			9.900	84.0	40.0	9005150099000	133.0	87.0	9005300099000		
0.3906	25/64		9.920	89.0	43.0	9005150099200	133.0	87.0	9005300099200		
0.3937			10.000	89.0	43.0	9005150100000	133.0	87.0	9005300100000		
0.3969		X	10.080	89.0	43.0	9005150100800	133.0	87.0	9005300100800		
0.4016			10.200	89.0	43.0	9005150102000	133.0	87.0	9005300102000		
0.4039		Y	10.260	89.0	43.0	9005150102600	133.0	87.0	9005300102600		
0.4063	13/32		10.320	89.0	43.0	9005150103200	133.0	87.0	9005300103200		
0.4130		Z	10.490	89.0	43.0	9005150104900	133.0	87.0	9005300104900		
0.4134			10.500	89.0	43.0	9005150105000	133.0	87.0	9005300105000		
0.4220	27/64		10.720	89.0	43.0	9005150107200	133.0	87.0	9005300107200		
0.4331			11.000	95.0	47.0	9005150110000	142.0	94.0	9005300110000		
0.4374	7/16		11.110	95.0	47.0	9005150111100	142.0	94.0	9005300111100		
0.4528			11.500	95.0	47.0	9005150115000	142.0	94.0	9005300115000		
0.4531	29/64		11.510	84.0	40.0	9005150115100	142.0	94.0	9005300115100		
0.4646			11.800	84.0	40.0	9005150118000					
0.4689	15/32		11.910	95.0	47.0	9005150119100	142.0	94.0	9005300119100		
0.4724			12.000	102.0	51.0	9005150120000	151.0	101.0	9005300120000		
0.4843	31/64		12.300	102.0	51.0	9005150123000	151.0	101.0	9005300123000		
0.4921			12.500	102.0	51.0	9005150125000	151.0	101.0	9005300125000		
0.5000	1/2		12.700	102.0	51.0	9005150127000	151.0	101.0	9005300127000		
0.5118			13.000	102.0	51.0	9005150130000	151.0	101.0	9005300130000		
0.5157	33/64		13.100	102.0	51.0	9005150131000	151.0	101.0	9005300131000		
0.5311	17/32		13.490	107.0	54.0	9005150134900	160.0	108.0	9005300134900		
0.5315			13.500	107.0	54.0	9005150135000	160.0	108.0	9005300135000		
0.5512			14.000	107.0	54.0	9005150140000	160.0	108.0	9005300140000		
0.5626	9/16		14.290	111.0	56.0	9005150142900	169.0	114.0	9005300142900		



APPLICATION ALTERNATIVES:

Series 5521 - GT500, stub length PM cobalt drill, 130° point, straight shank, TiN coated, diameters from 1.0 - 13.0 mm.

Series 658 - GT100, jobber length cobalt drill, 130° point, straight shank, TiN coated, diameters from 1.0-13.0 mm.

General Purpose Drills

- High Speed Steel
- 118° Form A, straight shank
- h8 tolerance on drill diameter

- Bright finish up to 2.36 mm, Steam Oxide > 2.36 mm
- Applications: Universal

Series 223 - Stub length 3xD

Series 205 - Jobber length 5xD

Series 217 - Taper length 7xD



Dec. inch	Diameter		Series 223		Series 223	Series 205		Series 205	Series 217		Series 217	
	Fract. inch	Wire / letter	mm	Overall Length	Flute Length	EDP #	Overall Length	Flute Length	EDP #	Overall Length	Flute Length	EDP #
0.0079		92	0.200				19.0	2.50	9002050002000			
0.0083		91	0.210				19.0	2.50	9002050002100			
0.0087		90	0.220				19.0	2.50	9002050002200			
0.0091		89	0.230				19.0	2.50	9002050002300			
0.0094		88	0.240				19.0	2.50	9002050002400			
0.0098		87	0.250				19.0	3.0	9002050002500			
0.0102			0.260				19.0	3.0	9002050002600			
0.0106		86	0.270				19.0	3.0	9002050002700			
0.0110		85	0.280				19.0	3.0	9002050002800			
0.0114		84	0.290				19.0	3.0	9002050002900			
0.0118			0.300				19.0	3.0	9002050003000			
0.0122		83	0.310				19.0	4.0	9002050003100			
0.0126		82	0.320				19.0	4.0	9002050003200			
0.0130		81	0.330				19.0	4.0	9002050003300			
0.0134		80	0.340				19.0	4.0	9002050003400			
0.0138			0.350				19.0	4.0	9002050003500			
0.0142			0.360				19.0	4.0	9002050003600			
0.0146		79	0.370				19.0	4.0	9002050003700			
0.0150			0.380				19.0	4.0	9002050003800			
0.0154			0.390				20.0	5.0	9002050003900			
0.0157	1/64		0.400	19.0	2.50	9002230004000	20.0	5.0	9002050004000	30.0	10.0	9002170004000
0.0161		78	0.410				20.0	5.0	9002050004100			
0.0165			0.420				20.0	5.0	9002050004200			
0.0169			0.430				20.0	5.0	9002050004300			
0.0173			0.440				20.0	5.0	9002050004400	30.0	10.0	9002170004400
0.0177			0.450				20.0	5.0	9002050004500			
0.0181		77	0.460				20.0	5.0	9002050004600			
0.0185			0.470				20.0	5.0	9002050004700	30.0	10.0	9002170004700
0.0189			0.480				20.0	5.0	9002050004800			
0.0193			0.490				22.0	6.0	9002050004900			
0.0197			0.500	20.0	3.0	9002230005000	22.0	6.0	9002050005000	32.0	12.0	9002170005000
0.0201		76	0.510				22.0	6.0	9002050005100			
0.0205			0.520				22.0	6.0	9002050005200	32.0	12.0	9002170005200
0.0209		75	0.530				22.0	6.0	9002050005300			
0.0213			0.540				24.0	7.0	9002050005400			
0.0217			0.550	21.0	3.50	9002230005500	24.0	7.0	9002050005500	35.0	15.0	9002170005500
0.0220			0.560				24.0	7.0	9002050005600			
0.0224		74	0.570				24.0	7.0	9002050005700	35.0	15.0	9002170005700
0.0228			0.580				24.0	7.0	9002050005800			
0.0232			0.590				24.0	7.0	9002050005900			
0.0236			0.600	21.0	3.50	9002230006000	24.0	7.0	9002050006000	35.0	15.0	9002170006000
0.0240		73	0.610				26.0	8.0	9002050006100			
0.0244			0.620				26.0	8.0	9002050006200	38.0	18.0	9002170006200
0.0248			0.630				26.0	8.0	9002050006300			
0.0252		72	0.640				26.0	8.0	9002050006400			
0.0256			0.650	22.0	4.0	9002230006500	26.0	8.0	9002050006500	38.0	18.0	9002170006500
0.0260		71	0.660	22.0	4.0	9002230006600	26.0	8.0	9002050006600			
0.0264			0.670				26.0	8.0	9002050006700			
0.0266			0.675				28.0	9.0	9002050006750			
0.0268			0.680				28.0	9.0	9002050006800			
0.0272			0.690				28.0	9.0	9002050006900			
0.0276			0.700	23.0	4.50	9002230007000	28.0	9.0	9002050007000	42.0	21.0	9002170007000
0.0280		70	0.710				28.0	9.0	9002050007100			
0.0283			0.720	23.0	4.50	9002230007200	28.0	9.0	9002050007200			
0.0287			0.730				28.0	9.0	9002050007300	42.0	21.0	9002170007300
0.0291		69	0.740				28.0	9.0	9002050007400			
0.0295			0.750	23.0	4.50	9002230007500	28.0	9.0	9002050007500	42.0	21.0	9002170007500
0.0299			0.760				30.0	10.0	9002050007600	46.0	25.0	9002170007600
0.0303			0.770				30.0	10.0	9002050007700			
0.0307			0.780				30.0	10.0	9002050007800			
0.0311	1/32	68	0.790	24.0	5.0	9002230007900	30.0	10.0	9002050007900	46.0	25.0	9002170007900
0.0315			0.800	24.0	5.0	9002230008000	30.0	10.0	9002050008000	46.0	25.0	9002170008000
0.0319		67	0.810				30.0	10.0	9002050008100			

Dec. inch	Diameter		Series 223		Series 223		Series 205		Series 205		Series 217		Series 217	
	Fract. inch	Wire / letter	mm	Overall Length	Flute Length	EDP #	Overall Length	Flute Length	EDP #	Overall Length	Flute Length	EDP #		
0.0323			0.820	24.0	5.0	9002230008200	30.0	10.0	9002050008200	46.0	25.0	9002170008200		
0.0327			0.830				30.0	10.0	9002050008300					
0.0331		66	0.840				30.0	10.0	9002050008400					
0.0335			0.850				30.0	10.0	9002050008500	46.0	25.0	9002170008500		
0.0339			0.860				32.0	11.0	9002050008600					
0.0343			0.870				32.0	11.0	9002050008700					
0.0346			0.880				32.0	11.0	9002050008800					
0.0350		65	0.890	25.0	5.50	9002230008900	32.0	11.0	9002050008900					
0.0354			0.900	25.0	5.50	9002230009000	32.0	11.0	9002050009000	51.0	29.0	9002170009000		
0.0358		64	0.910				32.0	11.0	9002050009100					
0.0362			0.920				32.0	11.0	9002050009200	51.0	29.0	9002170009200		
0.0366			0.930				32.0	11.0	9002050009300					
0.0370		63	0.940				32.0	11.0	9002050009400					
0.0374			0.950	25.0	5.50	9002230009500	32.0	11.0	9002050009500	51.0	29.0	9002170009500		
0.0378			0.960				34.0	12.0	9002050009600					
0.0382		62	0.970				34.0	12.0	9002050009700	56.0	33.0	9002170009700		
0.0386			0.980	26.0	6.0	9002230009800	34.0	12.0	9002050009800					
0.0390		61	0.990				34.0	12.0	9002050009900					
0.0394			1.000	26.0	6.0	9002230010000	34.0	12.0	9002050010000	56.0	33.0	9002170010000		
0.0398			1.010				34.0	12.0	9002050010100					
0.0402		60	1.020	26.0	6.0	9002230010200	34.0	12.0	9002050010200	56.0	33.0	9002170010200		
0.0406			1.030				34.0	12.0	9002050010300					
0.0409		59	1.040	26.0	6.0	9002230010400	34.0	12.0	9002050010400	56.0	33.0	9002170010400		
0.0413			1.050	26.0	6.0	9002230010500	34.0	12.0	9002050010500	56.0	33.0	9002170010500		
0.0417			1.060				34.0	12.0	9002050010600					
0.0421		58	1.070	28.0	7.0	9002230010700	36.0	14.0	9002050010700	60.0	37.0	9002170010700		
0.0425			1.080				36.0	14.0	9002050010800					
0.0429		57	1.090	28.0	7.0	9002230010900	36.0	14.0	9002050010900	60.0	37.0	9002170010900		
0.0433			1.100	28.0	7.0	9002230011000	36.0	14.0	9002050011000	60.0	37.0	9002170011000		
0.0437			1.110				36.0	14.0	9002050011100					
0.0441			1.120				36.0	14.0	9002050011200	60.0	37.0	9002170011200		
0.0445			1.130				36.0	14.0	9002050011300					
0.0449			1.140				36.0	14.0	9002050011400					
0.0453			1.150	28.0	7.0	9002230011500	36.0	14.0	9002050011500	60.0	37.0	9002170011500		
0.0457			1.160				36.0	14.0	9002050011600					
0.0461			1.170				36.0	14.0	9002050011700					
0.0465		56	1.180	28.0	7.0	9002230011800	36.0	14.0	9002050011800	60.0	37.0	9002170011800		
0.0469		3/64	1.190	28.0	7.0	9002230011900	38.0	16.0	9002050011900	65.0	41.0	9002170011900		
0.0472			1.200	28.0	7.0	9002230012000	38.0	16.0	9002050012000	65.0	41.0	9002170012000		
0.0476			1.210				38.0	16.0	9002050012100					
0.0480			1.220				38.0	16.0	9002050012200					
0.0484			1.230				38.0	16.0	9002050012300					
0.0488			1.240				38.0	16.0	9002050012400					
0.0492			1.250	28.0	7.0	9002230012500	38.0	16.0	9002050012500	65.0	41.0	9002170012500		
0.0496			1.260	28.0	7.0	9002230012600	38.0	16.0	9002050012600					
0.0500			1.270				38.0	16.0	9002050012700					
0.0504			1.280	28.0	7.0	9002230012800	38.0	16.0	9002050012800					
0.0508			1.290				38.0	16.0	9002050012900					
0.0512			1.300	28.0	7.0	9002230013000	38.0	16.0	9002050013000	65.0	41.0	9002170013000		
0.0516			1.310				38.0	16.0	9002050013100					
0.0520		55	1.320	28.0	7.0	9002230013200	38.0	16.0	9002050013200	65.0	41.0	9002170013200		
0.0524			1.330				40.0	18.0	9002050013300					
0.0528			1.340				40.0	18.0	9002050013400					
0.0531			1.350	32.0	9.0	9002230013500	40.0	18.0	9002050013500	70.0	45.0	9002170013500		
0.0535			1.360				40.0	18.0	9002050013600					
0.0539			1.370				40.0	18.0	9002050013700					
0.0543			1.380				40.0	18.0	9002050013800					
0.0547			1.390				40.0	18.0	9002050013900					
0.0551		54	1.400	32.0	9.0	9002230014000	40.0	18.0	9002050014000	70.0	45.0	9002170014000		
0.0555			1.410				40.0	18.0	9002050014100					
0.0559			1.420				40.0	18.0	9002050014200					
0.0563			1.430				40.0	18.0	9002050014300					
0.0567			1.440				40.0	18.0	9002050014400					
0.0571			1.450	32.0	9.0	9002230014500	40.0	18.0	9002050014500	70.0	45.0	9002170014500		
0.0575			1.460				40.0	18.0	9002050014600					
0.0579			1.470				40.0	18.0	9002050014700					
0.0583			1.480				40.0	18.0	9002050014800					
0.0587			1.490				40.0	18.0	9002050014900					
0.0591			1.500	32.0	9.0	9002230015000	40.0	18.0	9002050015000	70.0	45.0	9002170015000		
0.0594		53	1.510	34.0	10.0	9002230015100	43.0	20.0	9002050015100	76.0	50.0	9002170015100		
0.0598			1.520	34.0	10.0	9002230015200	43.0	20.0	9002050015200					
0.0602			1.530				43.0	20.0	9002050015300					
0.0606			1.540				43.0	20.0	9002050015400					
0.0610			1.550	34.0	10.0	9002230015500	43.0	20.0	9002050015500	76.0	50.0	9002170015500		
0.0614			1.560				43.0	20.0	9002050015600					

Dec. inch	Diameter		Series 223		Series 223		Series 205		Series 205		Series 217		Series 217	
	Fract. inch	Wire / letter	mm	Overall Length	Flute Length	EDP #	Overall Length	Flute Length	EDP #	Overall Length	Flute Length	EDP #		
0.0618			1.570				43.0	20.0	9002050015700					
0.0622			1.580				43.0	20.0	9002050015800					
0.0626	1/16		1.590	34.0	10.0	9002230015900	43.0	20.0	9002050015900	76.0	50.0	9002170015900		
0.0630			1.600	34.0	10.0	9002230016000	43.0	20.0	9002050016000	76.0	50.0	9002170016000		
0.0634		52	1.610	34.0	10.0	9002230016100	43.0	20.0	9002050016100	76.0	50.0	9002170016100		
0.0638			1.620				43.0	20.0	9002050016200					
0.0642			1.630				43.0	20.0	9002050016300					
0.0646			1.640				43.0	20.0	9002050016400					
0.0650			1.650	34.0	10.0	9002230016500	43.0	20.0	9002050016500	76.0	50.0	9002170016500		
0.0654			1.660				43.0	20.0	9002050016600					
0.0657			1.670				43.0	20.0	9002050016700					
0.0661			1.680				43.0	20.0	9002050016800					
0.0665			1.690				43.0	20.0	9002050016900					
0.0669		51	1.700	34.0	10.0	9002230017000	43.0	20.0	9002050017000	76.0	50.0	9002170017000		
0.0673			1.710				46.0	22.0	9002050017100					
0.0677			1.720	36.0	11.0	9002230017200	46.0	22.0	9002050017200					
0.0681			1.730				46.0	22.0	9002050017300					
0.0685			1.740	36.0	11.0	9002230017400	46.0	22.0	9002050017400					
0.0689			1.750	36.0	11.0	9002230017500	46.0	22.0	9002050017500	80.0	53.0	9002170017500		
0.0693			1.760				46.0	22.0	9002050017600					
0.0697			1.770				46.0	22.0	9002050017700					
0.0701		50	1.780	36.0	11.0	9002230017800	46.0	22.0	9002050017800	80.0	53.0	9002170017800		
0.0705			1.790				46.0	22.0	9002050017900					
0.0709			1.800	36.0	11.0	9002230018000	46.0	22.0	9002050018000	80.0	53.0	9002170018000		
0.0713			1.810				46.0	22.0	9002050018100					
0.0717			1.820				46.0	22.0	9002050018200					
0.0720			1.830				46.0	22.0	9002050018300					
0.0724			1.840				46.0	22.0	9002050018400					
0.0728		49	1.850	36.0	11.0	9002230018500	46.0	22.0	9002050018500	80.0	53.0	9002170018500		
0.0732			1.860				46.0	22.0	9002050018600					
0.0736			1.870				46.0	22.0	9002050018700					
0.0740			1.880				46.0	22.0	9002050018800					
0.0744			1.890				46.0	22.0	9002050018900					
0.0748			1.900	36.0	11.0	9002230019000	46.0	22.0	9002050019000	80.0	53.0	9002170019000		
0.0752			1.910				49.0	24.0	9002050019100					
0.0756			1.920				49.0	24.0	9002050019200					
0.0760		48	1.930	38.0	12.0	9002230019300	49.0	24.0	9002050019300	85.0	56.0	9002170019300		
0.0764			1.940				49.0	24.0	9002050019400					
0.0768			1.950	38.0	12.0	9002230019500	49.0	24.0	9002050019500	85.0	56.0	9002170019500		
0.0772			1.960				49.0	24.0	9002050019600					
0.0776			1.970	38.0	12.0	9002230019700	49.0	24.0	9002050019700					
0.0780		5/64	1.980	38.0	12.0	9002230019800	49.0	24.0	9002050019800	85.0	56.0	9002170019800		
0.0783		47	1.990	38.0	12.0	9002230019900	49.0	24.0	9002050019900	85.0	56.0	9002170019900		
0.0787			2.000	38.0	12.0	9002230020000	49.0	24.0	9002050020000	85.0	56.0	9002170020000		
0.0795			2.020				49.0	24.0	9002050020200					
0.0799			2.030				49.0	24.0	9002050020300	85.0	56.0	9002170020300		
0.0807			2.050	38.0	12.0	9002230020500	49.0	24.0	9002050020500	85.0	56.0	9002170020500		
0.0811		46	2.060	38.0	12.0	9002230020600	49.0	24.0	9002050020600	85.0	56.0	9002170020600		
0.0815			2.070				49.0	24.0	9002050020700					
0.0819		45	2.080	38.0	12.0	9002230020800	49.0	24.0	9002050020800	85.0	56.0	9002170020800		
0.0823			2.090				49.0	24.0	9002050020900					
0.0827			2.100	38.0	12.0	9002230021000	49.0	24.0	9002050021000	85.0	56.0	9002170021000		
0.0831			2.110				49.0	24.0	9002050021100					
0.0835			2.120	38.0	12.0	9002230021200								
0.0839			2.130				53.0	27.0	9002050021300					
0.0843			2.140				53.0	27.0	9002050021400					
0.0846			2.150	40.0	13.0	9002230021500	53.0	27.0	9002050021500	90.0	59.0	9002170021500		
0.0854			2.170				53.0	27.0	9002050021700					
0.0858		44	2.180	40.0	13.0	9002230021800	53.0	27.0	9002050021800	90.0	59.0	9002170021800		
0.0866			2.200	40.0	13.0	9002230022000	53.0	27.0	9002050022000	90.0	59.0	9002170022000		
0.0874			2.220	40.0	13.0	9002230022200								
0.0882			2.240				53.0	27.0	9002050022400					
0.0886			2.250	40.0	13.0	9002230022500	53.0	27.0	9002050022500	90.0	59.0	9002170022500		
0.0890		43	2.260	40.0	13.0	9002230022600	53.0	27.0	9002050022600	90.0	59.0	9002170022600		
0.0894			2.270				53.0	27.0	9002050022700					
0.0902			2.290				53.0	27.0	9002050022900					
0.0906			2.300	40.0	13.0	9002230023000	53.0	27.0	9002050023000	90.0	59.0	9002170023000		
0.0913			2.320				53.0	27.0	9002050023200	90.0	59.0	9002170023200		
0.0921			2.340				53.0	27.0	9002050023400					
0.0925			2.350	40.0	13.0	9002230023500	53.0	27.0	9002050023500	90.0	59.0	9002170023500		
0.0929			2.360				53.0	27.0	9002050023600					
0.0933		42	2.370	43.0	14.0	9002230023700	57.0	30.0	9002050023700	95.0	62.0	9002170023700		
0.0937	3/32		2.380	43.0	14.0	9002230023800	57.0	30.0	9002050023800	95.0	62.0	9002170023800		
0.0941			2.390				57.0	30.0	9002050023900					
0.0945			2.400	43.0	14.0	9002230024000	57.0	30.0	9002050024000	95.0	62.0	9002170024000		
0.0953			2.420				57.0	30.0	9002050024200					

Dec. inch	Diameter		Series 223		Series 223		Series 205		Series 205		Series 217		Series 217		
	Fract. inch	Wire / letter	mm	Overall Length	Flute Length	EDP #	Overall Length	Flute Length	EDP #	Overall Length	Flute Length	EDP #	Overall Length	Flute Length	EDP #
0.0957			2.430				57.0	30.0	9002050024300						
0.0961	41		2.440	43.0	14.0	9002230024400	57.0	30.0	9002050024400	95.0	62.0	9002170024400			
0.0965			2.450	43.0	14.0	9002230024500	57.0	30.0	9002050024500	95.0	62.0	9002170024500			
0.0969			2.460				57.0	30.0	9002050024600						
0.0972			2.470				57.0	30.0	9002050024700						
0.0976			2.480	43.0	14.0	9002230024800	57.0	30.0	9002050024800						
0.0980	40		2.490	43.0	14.0	9002230024900	57.0	30.0	9002050024900	95.0	62.0	9002170024900			
0.0984			2.500	43.0	14.0	9002230025000	57.0	30.0	9002050025000	95.0	62.0	9002170025000			
0.0988			2.510				57.0	30.0	9002050025100						
0.0992			2.520				57.0	30.0	9002050025200						
0.0996	39		2.530	43.0	14.0	9002230025300	57.0	30.0	9002050025300	95.0	62.0	9002170025300			
0.1000			2.540				57.0	30.0	9002050025400						
0.1004			2.550	43.0	14.0	9002230025500	57.0	30.0	9002050025500	95.0	62.0	9002170025500			
0.1012			2.570				57.0	30.0	9002050025700						
0.1016	38		2.580	43.0	14.0	9002230025800	57.0	30.0	9002050025800	95.0	62.0	9002170025800			
0.1024			2.600	43.0	14.0	9002230026000	57.0	30.0	9002050026000	95.0	62.0	9002170026000			
0.1031			2.620				57.0	30.0	9002050026200	95.0	62.0	9002170026200			
0.1039	37		2.640	43.0	14.0	9002230026400	57.0	30.0	9002050026400	95.0	62.0	9002170026400			
0.1043			2.650	43.0	14.0	9002230026500	57.0	30.0	9002050026500	95.0	62.0	9002170026500			
0.1051			2.670				61.0	33.0	9002050026700						
0.1055			2.680				61.0	33.0	9002050026800						
0.1063			2.700	46.0	16.0	9002230027000	61.0	33.0	9002050027000	100.0	66.0	9002170027000			
0.1067	36		2.710	46.0	16.0	9002230027100	61.0	33.0	9002050027100	100.0	66.0	9002170027100			
0.1071			2.720				61.0	33.0	9002050027200						
0.1075			2.730				61.0	33.0	9002050027300						
0.1083			2.750	46.0	16.0	9002230027500	61.0	33.0	9002050027500	100.0	66.0	9002170027500			
0.1087			2.760				61.0	33.0	9002050027600						
0.1094	7/64		2.780	46.0	16.0	9002230027800	61.0	33.0	9002050027800	100.0	66.0	9002170027800			
0.1098		35	2.790	46.0	16.0	9002230027900	61.0	33.0	9002050027900	100.0	66.0	9002170027900			
0.1102			2.800	46.0	16.0	9002230028000	61.0	33.0	9002050028000	100.0	66.0	9002170028000			
0.1110	34		2.820	46.0	16.0	9002230028200	61.0	33.0	9002050028200	100.0	66.0	9002170028200			
0.1122			2.850	46.0	16.0	9002230028500	61.0	33.0	9002050028500	100.0	66.0	9002170028500			
0.1130	33		2.870	46.0	16.0	9002230028700	61.0	33.0	9002050028700	100.0	66.0	9002170028700			
0.1134			2.880				61.0	33.0	9002050028800						
0.1142			2.900	46.0	16.0	9002230029000	61.0	33.0	9002050029000	100.0	66.0	9002170029000			
0.1146			2.910				61.0	33.0	9002050029100						
0.1150			2.920	46.0	16.0	9002230029200									
0.1154			2.930				61.0	33.0	9002050029300						
0.1161	32		2.950	46.0	16.0	9002230029500	61.0	33.0	9002050029500	100.0	66.0	9002170029500			
0.1165			2.960				61.0	33.0	9002050029600						
0.1169			2.970	46.0	16.0	9002230029700									
0.1173			2.980				61.0	33.0	9002050029800						
0.1177			2.990				61.0	33.0	9002050029900						
0.1181			3.000	46.0	16.0	9002230030000	61.0	33.0	9002050030000	100.0	66.0	9002170030000			
0.1185			3.010				65.0	36.0	9002050030100						
0.1197			3.040				65.0	36.0	9002050030400						
0.1201	31		3.050	49.0	18.0	9002230030500	65.0	36.0	9002050030500	106.0	69.0	9002170030500			
0.1209			3.070				65.0	36.0	9002050030700						
0.1213			3.080				65.0	36.0	9002050030800						
0.1220			3.100	49.0	18.0	9002230031000	65.0	36.0	9002050031000	106.0	69.0	9002170031000			
0.1228			3.120				65.0	36.0	9002050031200						
0.1232			3.130				65.0	36.0	9002050031300						
0.1240			3.150	49.0	18.0	9002230031500	65.0	36.0	9002050031500	106.0	69.0	9002170031500			
0.1244			3.160				65.0	36.0	9002050031600						
0.1248	1/8		3.170	49.0	18.0	9002230031700	65.0	36.0	9002050031700	106.0	69.0	9002170031700			
0.1252			3.180				65.0	36.0	9002050031800						
0.1260			3.200	49.0	18.0	9002230032000	65.0	36.0	9002050032000	106.0	69.0	9002170032000			
0.1268			3.220				65.0	36.0	9002050032200						
0.1272			3.230				65.0	36.0	9002050032300						
0.1280			3.250	49.0	18.0	9002230032500	65.0	36.0	9002050032500	106.0	69.0	9002170032500			
0.1283		30	3.260	49.0	18.0	9002230032600	65.0	36.0	9002050032600	106.0	69.0	9002170032600			
0.1299			3.300	49.0	18.0	9002230033000	65.0	36.0	9002050033000	106.0	69.0	9002170033000			
0.1307			3.320				65.0	36.0	9002050033200						
0.1319			3.350	49.0	18.0	9002230033500	65.0	36.0	9002050033500	106.0	69.0	9002170033500			
0.1339			3.400	52.0	20.0	9002230034000	70.0	39.0	9002050034000	112.0	73.0	9002170034000			
0.1346			3.420				70.0	39.0	9002050034200						
0.1358	29		3.450	52.0	20.0	9002230034500	70.0	39.0	9002050034500	112.0	73.0	9002170034500			
0.1378			3.500	52.0	20.0	9002230035000	70.0	39.0	9002050035000	112.0	73.0	9002170035000			
0.1386			3.520				70.0	39.0	9002050035200						
0.1398			3.550	52.0	20.0	9002230035500	70.0	39.0	9002050035500	112.0	73.0	9002170035500			
0.1406	9/64	28	3.570	52.0	20.0	9002230035700	70.0	39.0	9002050035700	112.0	73.0	9002170035700			
0.1417			3.600	52.0	20.0	9002230036000	70.0	39.0	9002050036000	112.0	73.0	9002170036000			
0.1421			3.610				70.0	39.0	9002050036100						
0.1425			3.620				70.0	39.0	9002050036200						
0.1437			3.650	52.0	20.0	9002230036500	70.0	39.0	9002050036500	112.0	73.0	9002170036500			
0.1441	27		3.660	52.0	20.0	9002230036600	70.0	39.0	9002050036600	112.0	73.0	9002170036600			

Dec. inch	Diameter		Series 223		Series 223	Series 205		Series 205	Series 217		Series 217	
	Fract. inch	Wire / letter	mm	Overall Length	Flute Length	EDP #	Overall Length	Flute Length	EDP #	Overall Length	Flute Length	EDP #
0.1449			3.680				70.0	39.0	9002050036800			
0.1457			3.700	52.0	20.0	9002230037000	70.0	39.0	9002050037000	112.0	73.0	9002170037000
0.1469		26	3.730	52.0	20.0	9002230037300	70.0	39.0	9002050037300	112.0	73.0	9002170037300
0.1476			3.750	52.0	20.0	9002230037500	70.0	39.0	9002050037500	112.0	73.0	9002170037500
0.1496		25	3.800	55.0	22.0	9002230038000	75.0	43.0	9002050038000	119.0	78.0	9002170038000
0.1504			3.820				75.0	43.0	9002050038200			
0.1516			3.850	55.0	22.0	9002230038500	75.0	43.0	9002050038500	119.0	78.0	9002170038500
0.1520		24	3.860	55.0	22.0	9002230038600	75.0	43.0	9002050038600	119.0	78.0	9002170038600
0.1535			3.900	55.0	22.0	9002230039000	75.0	43.0	9002050039000	119.0	78.0	9002170039000
0.1539		23	3.910	55.0	22.0	9002230039100	75.0	43.0	9002050039100	119.0	78.0	9002170039100
0.1547			3.930				75.0	43.0	9002050039300			
0.1555			3.950	55.0	22.0	9002230039500	75.0	43.0	9002050039500	119.0	78.0	9002170039500
0.1563		5/32	3.970	55.0	22.0	9002230039700	75.0	43.0	9002050039700	119.0	78.0	9002170039700
0.1571		22	3.990	55.0	22.0	9002230039900	75.0	43.0	9002050039900	119.0	78.0	9002170039900
0.1575			4.000	55.0	22.0	9002230040000	75.0	43.0	9002050040000	119.0	78.0	9002170040000
0.1579			4.010				75.0	43.0	9002050040100			
0.1583			4.020	55.0	22.0	9002230040200						
0.1591		21	4.040	55.0	22.0	9002230040400	75.0	43.0	9002050040400	119.0	78.0	9002170040400
0.1594			4.050				75.0	43.0	9002050040500	119.0	78.0	9002170040500
0.1598			4.060				75.0	43.0	9002050040600			
0.1610		20	4.090	55.0	22.0	9002230040900	75.0	43.0	9002050040900	119.0	78.0	9002170040900
0.1614			4.100	55.0	22.0	9002230041000	75.0	43.0	9002050041000	119.0	78.0	9002170041000
0.1634			4.150	55.0	22.0	9002230041500	75.0	43.0	9002050041500	119.0	78.0	9002170041500
0.1654			4.200	55.0	22.0	9002230042000	75.0	43.0	9002050042000	119.0	78.0	9002170042000
0.1661		19	4.220	55.0	22.0	9002230042200	75.0	43.0	9002050042200	119.0	78.0	9002170042200
0.1673			4.250	55.0	22.0	9002230042500	75.0	43.0	9002050042500	119.0	78.0	9002170042500
0.1681			4.270				80.0	47.0	9002050042700			
0.1693		18	4.300	58.0	24.0	9002230043000	80.0	47.0	9002050043000	126.0	82.0	9002170043000
0.1701			4.320				80.0	47.0	9002050043200			
0.1713			4.350				80.0	47.0	9002050043500	126.0	82.0	9002170043500
0.1720		11/64	4.370	58.0	24.0	9002230043700	80.0	47.0	9002050043700	126.0	82.0	9002170043700
0.1728		17	4.390	58.0	24.0	9002230043900	80.0	47.0	9002050043900	126.0	82.0	9002170043900
0.1732			4.400	58.0	24.0	9002230044000	80.0	47.0	9002050044000	126.0	82.0	9002170044000
0.1740			4.420				80.0	47.0	9002050044200			
0.1752			4.450	58.0	24.0	9002230044500	80.0	47.0	9002050044500	126.0	82.0	9002170044500
0.1772		16	4.500	58.0	24.0	9002230045000	80.0	47.0	9002050045000	126.0	82.0	9002170045000
0.1780			4.520				80.0	47.0	9002050045200			
0.1783			4.530				80.0	47.0	9002050045300			
0.1791			4.550	58.0	24.0	9002230045500	80.0	47.0	9002050045500	126.0	82.0	9002170045500
0.1799		15	4.570	58.0	24.0	9002230045700	80.0	47.0	9002050045700	126.0	82.0	9002170045700
0.1811			4.600	58.0	24.0	9002230046000	80.0	47.0	9002050046000	126.0	82.0	9002170046000
0.1819		14	4.620	58.0	24.0	9002230046200	80.0	47.0	9002050046200	126.0	82.0	9002170046200
0.1831			4.650				80.0	47.0	9002050046500	126.0	82.0	9002170046500
0.1850		13	4.700	58.0	24.0	9002230047000	80.0	47.0	9002050047000	126.0	82.0	9002170047000
0.1870			4.750	58.0	24.0	9002230047500	80.0	47.0	9002050047500	126.0	82.0	9002170047500
0.1874		3/16	4.760	62.0	26.0	9002230047600	86.0	52.0	9002050047600	132.0	87.0	9002170047600
0.1890		12	4.800	62.0	26.0	9002230048000	86.0	52.0	9002050048000	132.0	87.0	9002170048000
0.1902			4.830				86.0	52.0	9002050048300			
0.1909		11	4.850	62.0	26.0	9002230048500	86.0	52.0	9002050048500	132.0	87.0	9002170048500
0.1913			4.860				86.0	52.0	9002050048600			
0.1929			4.900	62.0	26.0	9002230049000	86.0	52.0	9002050049000	132.0	87.0	9002170049000
0.1937		10	4.920	62.0	26.0	9002230049200	86.0	52.0	9002050049200	132.0	87.0	9002170049200
0.1949			4.950				86.0	52.0	9002050049500	132.0	87.0	9002170049500
0.1961		9	4.980	62.0	26.0	9002230049800	86.0	52.0	9002050049800	132.0	87.0	9002170049800
0.1969			5.000	62.0	26.0	9002230050000	86.0	52.0	9002050050000	132.0	87.0	9002170050000
0.1980			5.030				86.0	52.0	9002050050300			
0.1988			5.050	62.0	26.0	9002230050500	86.0	52.0	9002050050500	132.0	87.0	9002170050500
0.1992		8	5.060	62.0	26.0	9002230050600	86.0	52.0	9002050050600	132.0	87.0	9002170050600
0.2008			5.100	62.0	26.0	9002230051000	86.0	52.0	9002050051000	132.0	87.0	9002170051000
0.2012		7	5.110	62.0	26.0	9002230051100	86.0	52.0	9002050051100	132.0	87.0	9002170051100
0.2028			5.150				86.0	52.0	9002050051500	132.0	87.0	9002170051500
0.2031		13/64	5.160	62.0	26.0	9002230051600	86.0	52.0	9002050051600	132.0	87.0	9002170051600
0.2039		6	5.180	62.0	26.0	9002230051800	86.0	52.0	9002050051800	132.0	87.0	9002170051800
0.2047			5.200	62.0	26.0	9002230052000	86.0	52.0	9002050052000	132.0	87.0	9002170052000
0.2055		5	5.220	62.0	26.0	9002230052200	86.0	52.0	9002050052200	132.0	87.0	9002170052200
0.2067			5.250	62.0	26.0	9002230052500	86.0	52.0	9002050052500	132.0	87.0	9002170052500
0.2087			5.300	62.0	26.0	9002230053000	86.0	52.0	9002050053000	132.0	87.0	9002170053000
0.2091		4	5.310	66.0	28.0	9002230053100	93.0	57.0	9002050053100	139.0	91.0	9002170053100
0.2106			5.350	66.0	28.0	9002230053500	93.0	57.0	9002050053500	139.0	91.0	9002170053500
0.2126			5.400	66.0	28.0	9002230054000	93.0	57.0	9002050054000	139.0	91.0	9002170054000
0.2130		3	5.410	66.0	28.0	9002230054100	93.0	57.0	9002050054100	139.0	91.0	9002170054100
0.2146			5.450	66.0	28.0	9002230054500	93.0	57.0	9002050054500	139.0	91.0	9002170054500
0.2165			5.500	66.0	28.0	9002230055000	93.0	57.0	9002050055000	139.0	91.0	9002170055000
0.2189		7/32	5.560	66.0	28.0	9002230055600	93.0	57.0	9002050055600	139.0	91.0	9002170055600
0.2205			5.600	66.0	28.0	9002230056000	93.0	57.0	9002050056000	139.0	91.0	9002170056000
0.2209		2	5.610	66.0	28.0	9002230056100	93.0	57.0	9002050056100	139.0	91.0	9002170056100
0.2224			5.650				93.0	57.0	9002050056500	139.0	91.0	9002170056500

Dec. inch	Diameter		mm	Series 223		Series 205		Series 205		Series 217		Series 217	
	Fract. inch	Wire / letter		Overall Length	Flute Length	Overall Length	Flute Length	EDP #	Overall Length	Flute Length	EDP #	Overall Length	Flute Length
0.2244			5.700	66.0	28.0	9002230057000	93.0	57.0	9002050057000	139.0	91.0	9002170057000	
0.2264			5.750	66.0	28.0	9002230057500	93.0	57.0	9002050057500	139.0	91.0	9002170057500	
0.2280	1		5.790	66.0	28.0	9002230057900	93.0	57.0	9002050057900	139.0	91.0	9002170057900	
0.2283			5.800	66.0	28.0	9002230058000	93.0	57.0	9002050058000	139.0	91.0	9002170058000	
0.2303			5.850				93.0	57.0	9002050058500	139.0	91.0	9002170058500	
0.2323			5.900	66.0	28.0	9002230059000	93.0	57.0	9002050059000	139.0	91.0	9002170059000	
0.2339	A		5.940	66.0	28.0	9002230059400	93.0	57.0	9002050059400	139.0	91.0	9002170059400	
0.2343	15/64		5.950	66.0	28.0	9002230059500	93.0	57.0	9002050059500	139.0	91.0	9002170059500	
0.2350			5.970				93.0	57.0	9002050059700				
0.2354			5.980				93.0	57.0	9002050059800				
0.2362			6.000	66.0	28.0	9002230060000	93.0	57.0	9002050060000	139.0	91.0	9002170060000	
0.2374			6.030				101.0	63.0	9002050060300				
0.2378	B		6.040	70.0	31.0	9002230060400	101.0	63.0	9002050060400	148.0	97.0	9002170060400	
0.2382			6.050	70.0	31.0	9002230060500	101.0	63.0	9002050060500				
0.2402			6.100	70.0	31.0	9002230061000	101.0	63.0	9002050061000	148.0	97.0	9002170061000	
0.2421	C		6.150	70.0	31.0	9002230061500	101.0	63.0	9002050061500	148.0	97.0	9002170061500	
0.2441			6.200	70.0	31.0	9002230062000	101.0	63.0	9002050062000	148.0	97.0	9002170062000	
0.2449			6.220				101.0	63.0	9002050062200				
0.2461	D		6.250	70.0	31.0	9002230062500	101.0	63.0	9002050062500	148.0	97.0	9002170062500	
0.2480			6.300	70.0	31.0	9002230063000	101.0	63.0	9002050063000	148.0	97.0	9002170063000	
0.2500	1/4	E	6.350	70.0	31.0	9002230063500	101.0	63.0	9002050063500	148.0	97.0	9002170063500	
0.2520			6.400	70.0	31.0	9002230064000	101.0	63.0	9002050064000	148.0	97.0	9002170064000	
0.2539			6.450				101.0	63.0	9002050064500				
0.2559			6.500	70.0	31.0	9002230065000	101.0	63.0	9002050065000	148.0	97.0	9002170065000	
0.2571	F		6.530	70.0	31.0	9002230065300	101.0	63.0	9002050065300	148.0	97.0	9002170065300	
0.2579			6.550				101.0	63.0	9002050065500				
0.2598			6.600	70.0	31.0	9002230066000	101.0	63.0	9002050066000	148.0	97.0	9002170066000	
0.2610	G		6.630	70.0	31.0	9002230066300	101.0	63.0	9002050066300	148.0	97.0	9002170066300	
0.2618			6.650				101.0	63.0	9002050066500				
0.2638			6.700	70.0	31.0	9002230067000	101.0	63.0	9002050067000	148.0	97.0	9002170067000	
0.2657	17/64	H	6.750	74.0	34.0	9002230067500	109.0	69.0	9002050067500	156.0	102.0	9002170067500	
0.2677			6.800	74.0	34.0	9002230068000	109.0	69.0	9002050068000	156.0	102.0	9002170068000	
0.2697			6.850	74.0	34.0	9002230068500	109.0	69.0	9002050068500				
0.2717	I		6.900	74.0	34.0	9002230069000	109.0	69.0	9002050069000	156.0	102.0	9002170069000	
0.2736			6.950	74.0	34.0	9002230069500	109.0	69.0	9002050069500				
0.2756			7.000	74.0	34.0	9002230070000	109.0	69.0	9002050070000	156.0	102.0	9002170070000	
0.2768	J		7.030	74.0	34.0	9002230070300	109.0	69.0	9002050070300	156.0	102.0	9002170070300	
0.2776			7.050				109.0	69.0	9002050070500				
0.2783			7.070				109.0	69.0	9002050070700				
0.2795			7.100	74.0	34.0	9002230071000	109.0	69.0	9002050071000	156.0	102.0	9002170071000	
0.2811	9/32	K	7.140	74.0	34.0	9002230071400	109.0	69.0	9002050071400	156.0	102.0	9002170071400	
0.2815			7.150				109.0	69.0	9002050071500				
0.2835			7.200	74.0	34.0	9002230072000	109.0	69.0	9002050072000	156.0	102.0	9002170072000	
0.2854			7.250	74.0	34.0	9002230072500	109.0	69.0	9002050072500	156.0	102.0	9002170072500	
0.2874			7.300	74.0	34.0	9002230073000	109.0	69.0	9002050073000	156.0	102.0	9002170073000	
0.2894			7.350				109.0	69.0	9002050073500				
0.2902	L		7.370	74.0	34.0	9002230073700	109.0	69.0	9002050073700				
0.2913			7.400	74.0	34.0	9002230074000	109.0	69.0	9002050074000	156.0	102.0	9002170074000	
0.2933			7.450	74.0	34.0	9002230074500	109.0	69.0	9002050074500				
0.2949	M		7.490	74.0	34.0	9002230074900	109.0	69.0	9002050074900				
0.2953			7.500	74.0	34.0	9002230075000	109.0	69.0	9002050075000	156.0	102.0	9002170075000	
0.2969	19/64		7.540	79.0	37.0	9002230075400	117.0	75.0	9002050075400	165.0	109.0	9002170075400	
0.2972			7.550				117.0	75.0	9002050075500				
0.2992			7.600	79.0	37.0	9002230076000	117.0	75.0	9002050076000	165.0	109.0	9002170076000	
0.3012			7.650				117.0	75.0	9002050076500	165.0	109.0	9002170076500	
0.3020	N		7.670	79.0	37.0	9002230076700	117.0	75.0	9002050076700	165.0	109.0	9002170076700	
0.3031			7.700	79.0	37.0	9002230077000	117.0	75.0	9002050077000	165.0	109.0	9002170077000	
0.3051			7.750	79.0	37.0	9002230077500	117.0	75.0	9002050077500	165.0	109.0	9002170077500	
0.3071			7.800	79.0	37.0	9002230078000	117.0	75.0	9002050078000	165.0	109.0	9002170078000	
0.3091			7.850	79.0	37.0	9002230078500	117.0	75.0	9002050078500				
0.3110			7.900	79.0	37.0	9002230079000	117.0	75.0	9002050079000	165.0	109.0	9002170079000	
0.3126	5/16		7.940	79.0	37.0	9002230079400	117.0	75.0	9002050079400	165.0	109.0	9002170079400	
0.3130			7.950				117.0	75.0	9002050079500				
0.3142			7.980				117.0	75.0	9002050079800				
0.3150			8.000	79.0	37.0	9002230080000	117.0	75.0	9002050080000	165.0	109.0	9002170080000	
0.3161	O		8.030	79.0	37.0	9002230080300	117.0	75.0	9002050080300	165.0	109.0	9002170080300	
0.3169			8.050	79.0	37.0	9002230080500	117.0	75.0	9002050080500				
0.3189			8.100	79.0	37.0	9002230081000	117.0	75.0	9002050081000	165.0	109.0	9002170081000	
0.3201			8.130				117.0	75.0	9002050081300				
0.3209			8.150	79.0	37.0	9002230081500	117.0	75.0	9002050081500				
0.3228	P		8.200	79.0	37.0	9002230082000	117.0	75.0	9002050082000	165.0	109.0	9002170082000	
0.3248			8.250	79.0	37.0	9002230082500	117.0	75.0	9002050082500	165.0	109.0	9002170082500	
0.3268			8.300	79.0	37.0	9002230083000	117.0	75.0	9002050083000	165.0	109.0	9002170083000	
0.3280	21/64		8.330	79.0	37.0	9002230083300	117.0	75.0	9002050083300	165.0	109.0	9002170083300	
0.3287			8.350				117.0	75.0	9002050083500				
0.3307			8.400	79.0	37.0	9002230084000	117.0	75.0	9002050084000	165.0	109.0	9002170084000	
0.3319	Q		8.430	79.0	37.0	9002230084300	117.0	75.0	9002050084300	165.0	109.0	9002170084300	

Diameter				Series 223		Series 223		Series 205		Series 205		Series 217		Series 217	
Dec. inch	Fract. inch	Wire / letter	mm	Overall Length	Flute Length	EDP #	Overall Length	Flute Length	EDP #	Overall Length	Flute Length	EDP #	Overall Length	Flute Length	EDP #
0.3327			8.450						9002050084500						
0.3346			8.500	79.0	37.0	9002230085000	117.0	75.0	9002050085000	165.0	109.0	9002170085000			
0.3366			8.550						9002050085500						
0.3386			8.600	84.0	40.0	9002230086000	125.0	81.0	9002050086000	175.0	115.0	9002170086000			
0.3390		R	8.610	84.0	40.0	9002230086100	125.0	81.0	9002050086100	175.0	115.0	9002170086100			
0.3406			8.650	84.0	40.0	9002230086500	125.0	81.0	9002050086500						
0.3425			8.700	84.0	40.0	9002230087000	125.0	81.0	9002050087000	175.0	115.0	9002170087000			
0.3437	11/32		8.730	84.0	40.0	9002230087300	125.0	81.0	9002050087300	175.0	115.0	9002170087300			
0.3445			8.750	84.0	40.0	9002230087500	125.0	81.0	9002050087500	175.0	115.0	9002170087500			
0.3465			8.800	84.0	40.0	9002230088000	125.0	81.0	9002050088000	175.0	115.0	9002170088000			
0.3480		S	8.840	84.0	40.0	9002230088400	125.0	81.0	9002050088400	175.0	115.0	9002170088400			
0.3484			8.850						9002050088500						
0.3504			8.900	84.0	40.0	9002230089000	125.0	81.0	9002050089000	175.0	115.0	9002170089000			
0.3524			8.950	84.0	40.0	9002230089500	125.0	81.0	9002050089500						
0.3543			9.000	84.0	40.0	9002230090000	125.0	81.0	9002050090000	175.0	115.0	9002170090000			
0.3555			9.030						9002050090300						
0.3563			9.050						9002050090500						
0.3579		T	9.090	84.0	40.0	9002230090900	125.0	81.0	9002050090900						
0.3583			9.100	84.0	40.0	9002230091000	125.0	81.0	9002050091000	175.0	115.0	9002170091000			
0.3594	23/64		9.130	84.0	40.0	9002230091300	125.0	81.0	9002050091300	175.0	115.0	9002170091300			
0.3602			9.150						9002050091500						
0.3622			9.200	84.0	40.0	9002230092000	125.0	81.0	9002050092000	175.0	115.0	9002170092000			
0.3642			9.250	84.0	40.0	9002230092500	125.0	81.0	9002050092500	175.0	115.0	9002170092500			
0.3661			9.300	84.0	40.0	9002230093000	125.0	81.0	9002050093000	175.0	115.0	9002170093000			
0.3677		U	9.340	84.0	40.0	9002230093400	125.0	81.0	9002050093400	175.0	115.0	9002170093400			
0.3681			9.350						9002050093500						
0.3701			9.400	84.0	40.0	9002230094000	125.0	81.0	9002050094000	175.0	115.0	9002170094000			
0.3720			9.450						9002050094500						
0.3740			9.500	84.0	40.0	9002230095000	125.0	81.0	9002050095000	175.0	115.0	9002170095000			
0.3748	3/8		9.520	89.0	43.0	9002230095200	133.0	87.0	9002050095200	184.0	121.0	9002170095200			
0.3760			9.550						9002050095500						
0.3772		V	9.580	89.0	43.0	9002230095800	133.0	87.0	9002050095800	184.0	121.0	9002170095800			
0.3780			9.600	89.0	43.0	9002230096000	133.0	87.0	9002050096000	184.0	121.0	9002170096000			
0.3799			9.650	89.0	43.0	9002230096500	133.0	87.0	9002050096500						
0.3819			9.700	89.0	43.0	9002230097000	133.0	87.0	9002050097000	184.0	121.0	9002170097000			
0.3839			9.750	89.0	43.0	9002230097500	133.0	87.0	9002050097500	184.0	121.0	9002170097500			
0.3858		W	9.800	89.0	43.0	9002230098000	133.0	87.0	9002050098000	184.0	121.0	9002170098000			
0.3878			9.850						9002050098500						
0.3898			9.900	89.0	43.0	9002230099000	133.0	87.0	9002050099000	184.0	121.0	9002170099000			
0.3906	25/64		9.920	89.0	43.0	9002230099200	133.0	87.0	9002050099200	184.0	121.0	9002170099200			
0.3937			10.000	89.0	43.0	9002230100000	133.0	87.0	9002050100000	184.0	121.0	9002170100000			
0.3953			10.040						9002050100400						
0.3957			10.050	89.0	43.0	9002230100500	133.0	87.0	9002050100500						
0.3969		X	10.080	89.0	43.0	9002230100800	133.0	87.0	9002050100800	184.0	121.0	9002170100800			
0.3976			10.100	89.0	43.0	9002230101000	133.0	87.0	9002050101000	184.0	121.0	9002170101000			
0.3996			10.150	89.0	43.0	9002230101500	133.0	87.0	9002050101500						
0.4016			10.200	89.0	43.0	9002230102000	133.0	87.0	9002050102000	184.0	121.0	9002170102000			
0.4035			10.250	89.0	43.0	9002230102500	133.0	87.0	9002050102500	184.0	121.0	9002170102500			
0.4039		Y	10.260	89.0	43.0	9002230102600	133.0	87.0	9002050102600	184.0	121.0	9002170102600			
0.4055			10.300	89.0	43.0	9002230103000	133.0	87.0	9002050103000	184.0	121.0	9002170103000			
0.4063	13/32		10.320	89.0	43.0	9002230103200	133.0	87.0	9002050103200	184.0	121.0	9002170103200			
0.4075			10.350						9002050103500						
0.4094			10.400	89.0	43.0	9002230104000	133.0	87.0	9002050104000	184.0	121.0	9002170104000			
0.4130		Z	10.490	89.0	43.0	9002230104900	133.0	87.0	9002050104900	184.0	121.0	9002170104900			
0.4134			10.500	89.0	43.0	9002230105000	133.0	87.0	9002050105000	184.0	121.0	9002170105000			
0.4173			10.600	89.0	43.0	9002230106000	133.0	87.0	9002050106000	184.0	121.0	9002170106000			
0.4213			10.700	95.0	47.0	9002230107000	142.0	94.0	9002050107000	195.0	128.0	9002170107000			
0.4220	27/64		10.720	95.0	47.0	9002230107200	142.0	94.0	9002050107200	195.0	128.0	9002170107200			
0.4232			10.750	95.0	47.0	9002230107500	142.0	94.0	9002050107500	195.0	128.0	9002170107500			
0.4252			10.800	95.0	47.0	9002230108000	142.0	94.0	9002050108000	195.0	128.0	9002170108000			
0.4291			10.900	95.0	47.0	9002230109000	142.0	94.0	9002050109000	195.0	128.0	9002170109000			
0.4331			11.000	95.0	47.0	9002230110000	142.0	94.0	9002050110000						
0.4350			11.050						9002050110500						
0.4370			11.100	95.0	47.0	9002230111000	142.0	94.0	9002050111000	195.0	128.0	9002170110000			
0.4374	7/16		11.110	95.0	47.0	9002230111100	142.0	94.0	9002050111100	195.0	128.0	9002170111100			
0.4390			11.150						9002050111500						
0.4409			11.200	95.0	47.0	9002230112000	142.0	94.0	9002050112000	195.0	128.0	9002170112000			
0.4429			11.250	95.0	47.0	9002230112500	142.0	94.0	9002050112500	195.0	128.0	9002170112500			
0.4449			11.300	95.0	47.0	9002230113000	142.0	94.0	9002050113000	195.0	128.0	9002170113000			
0.4469			11.350						9002050113500						
0.4488			11.400	95.0	47.0	9002230114000	142.0	94.0	9002050114000	195.0	128.0	9002170114000			
0.4528			11.500	95.0	47.0	9002230115000	142.0	94.0	9002050115000	195.0	128.0	9002170115000			
0.4531	29/64		11.510	95.0	47.0	9002230115100	142.0	94.0	9002050115100	195.0	128.0	9002170115100			
0.4567			11.600	95.0	47.0	9002230116000	142.0	94.0	9002050116000	195.0	128.0	9002170116000			
0.4606			11.700	95.0	47.0	9002230117000	142.0	94.0	9002050117000						
0.4626			11.750	95.0	47.0	9002230117500	142.0	94.0	9002050117500	195.0	128.0	9002170117500			
0.4646			11.800	95.0	47.0	9002230118000	142.0	94.0	9002050118000	195.0	128.0	9002170118000			

Diameter				Series 223		Series 205		Series 217		Series 217		
Dec. inch	Fract. inch	Wire / letter	mm	Overall Length	Flute Length	Overall Length	Flute Length	Overall Length	Flute Length	Overall Length	Flute Length	
				EDP #		EDP #		EDP #		EDP #		
0.4685			11.900	102.0	51.0	9002230119000	151.0	101.0	9002050119000			
0.4689	15/32		11.910	102.0	51.0	9002230119100	151.0	101.0	9002050119100	205.0	134.0	9002170119100
0.4724			12.000	102.0	51.0	9002230120000	151.0	101.0	9002050120000	205.0	134.0	9002170120000
0.4744			12.050				151.0	101.0	9002050120500			
0.4764			12.100	102.0	51.0	9002230121000	151.0	101.0	9002050121000	205.0	134.0	9002170121000
0.4783			12.150	102.0	51.0	9002230121500	151.0	101.0	9002050121500			
0.4803			12.200	102.0	51.0	9002230122000	151.0	101.0	9002050122000	205.0	134.0	9002170122000
0.4823			12.250	102.0	51.0	9002230122500	151.0	101.0	9002050122500	205.0	134.0	9002170122500
0.4843	31/64		12.300	102.0	51.0	9002230123000	151.0	101.0	9002050123000	205.0	134.0	9002170123000
0.4882			12.400	102.0	51.0	9002230124000	151.0	101.0	9002050124000			
0.4921			12.500	102.0	51.0	9002230125000	151.0	101.0	9002050125000	205.0	134.0	9002170125000
0.4961			12.600	102.0	51.0	9002230126000	151.0	101.0	9002050126000			
0.4980			12.650				151.0	101.0	9002050126500			
0.5000	1/2		12.700	102.0	51.0	9002230127000	151.0	101.0	9002050127000	205.0	134.0	9002170127000
0.5020			12.750	102.0	51.0	9002230127500	151.0	101.0	9002050127500	205.0	134.0	9002170127500
0.5039			12.800	102.0	51.0	9002230128000	151.0	101.0	9002050128000	205.0	134.0	9002170128000
0.5059			12.850				151.0	101.0	9002050128500			
0.5079			12.900	102.0	51.0	9002230129000	151.0	101.0	9002050129000			
0.5118			13.000	102.0	51.0	9002230130000	151.0	101.0	9002050130000	205.0	134.0	9002170130000
0.5157	33/64		13.100	102.0	51.0	9002230131000	151.0	101.0	9002050131000	205.0	134.0	9002170131000
0.5177			13.150				151.0	101.0	9002050131500			
0.5197			13.200	102.0	51.0	9002230132000	151.0	101.0	9002050132000	205.0	134.0	9002170132000
0.5217			13.250	107.0	54.0	9002230132500	160.0	108.0	9002050132500			
0.5236			13.300	107.0	54.0	9002230133000	160.0	108.0	9002050133000			
0.5276			13.400	107.0	54.0	9002230134000	160.0	108.0	9002050134000			
0.5311	17/32		13.490	107.0	54.0	9002230134900	160.0	108.0	9002050134900	214.0	140.0	9002170134900
0.5315			13.500	107.0	54.0	9002230135000	160.0	108.0	9002050135000	214.0	140.0	9002170135000
0.5354			13.600	107.0	54.0	9002230136000	160.0	108.0	9002050136000			
0.5394			13.700	107.0	54.0	9002230137000	160.0	108.0	9002050137000	214.0	140.0	9002170137000
0.5413			13.750	107.0	54.0	9002230137500	160.0	108.0	9002050137500	214.0	140.0	9002170137500
0.5433			13.800	107.0	54.0	9002230138000	160.0	108.0	9002050138000	214.0	140.0	9002170138000
0.5469	35/64		13.890	107.0	54.0	9002230138900	160.0	108.0	9002050138900	214.0	140.0	9002170138900
0.5472			13.900	107.0	54.0	9002230139000	160.0	108.0	9002050139000			
0.5512			14.000	107.0	54.0	9002230140000	160.0	108.0	9002050140000	214.0	140.0	9002170140000
0.5531			14.050				169.0	114.0	9002050140500			
0.5551			14.100	111.0	56.0	9002230141000	169.0	114.0	9002050141000			
0.5591			14.200	111.0	56.0	9002230142000	169.0	114.0	9002050142000	220.0	144.0	9002170142000
0.5610			14.250	111.0	56.0	9002230142500	169.0	114.0	9002050142500	220.0	144.0	9002170142500
0.5626	9/16		14.290	111.0	56.0	9002230142900	169.0	114.0	9002050142900	220.0	144.0	9002170142900
0.5630			14.300				169.0	114.0	9002050143000			
0.5669			14.400	111.0	56.0	9002230144000	169.0	114.0	9002050144000	220.0	144.0	9002170144000
0.5709			14.500	111.0	56.0	9002230145000	169.0	114.0	9002050145000	220.0	144.0	9002170145000
0.5748			14.600	111.0	56.0	9002230146000	169.0	114.0	9002050146000			
0.5780	37/64		14.680	111.0	56.0	9002230146800	169.0	114.0	9002050146800	220.0	144.0	9002170146800
0.5787			14.700				169.0	114.0	9002050147000			
0.5807			14.750	111.0	56.0	9002230147500	169.0	114.0	9002050147500	220.0	144.0	9002170147500
0.5827			14.800	111.0	56.0	9002230148000	169.0	114.0	9002050148000			
0.5846			14.850				169.0	114.0	9002050148500			
0.5866			14.900	111.0	56.0	9002230149000	169.0	114.0	9002050149000			
0.5906			15.000	111.0	56.0	9002230150000	169.0	114.0	9002050150000	220.0	144.0	9002170150000
0.5937	19/32		15.080	115.0	58.0	9002230150800	178.0	120.0	9002050150800	227.0	149.0	9002170150800
0.5945			15.100	115.0	58.0	9002230151000	178.0	120.0	9002050151000			
0.5984			15.200	115.0	58.0	9002230152000	178.0	120.0	9002050152000			
0.6004			15.250	115.0	58.0	9002230152500	178.0	120.0	9002050152500	227.0	149.0	9002170152500
0.6024			15.300				178.0	120.0	9002050153000			
0.6063			15.400	115.0	58.0	9002230154000	178.0	120.0	9002050154000	227.0	149.0	9002170154000
0.6094	39/64		15.480	115.0	58.0	9002230154800	178.0	120.0	9002050154800	227.0	149.0	9002170154800
0.6102			15.500	115.0	58.0	9002230155000	178.0	120.0	9002050155000	227.0	149.0	9002170155000
0.6142			15.600	115.0	58.0	9002230156000	178.0	120.0	9002050156000			
0.6181			15.700	115.0	58.0	9002230157000	178.0	120.0	9002050157000			
0.6201			15.750	115.0	58.0	9002230157500	178.0	120.0	9002050157500			
0.6220			15.800	115.0	58.0	9002230158000	178.0	120.0	9002050158000			
0.6248	5/8		15.870	115.0	58.0	9002230158700	178.0	120.0	9002050158700	227.0	149.0	9002170158700
0.6260			15.900				178.0	120.0	9002050159000			
0.6299			16.000	115.0	58.0	9002230160000	178.0	120.0	9002050160000	227.0	149.0	9002170160000
0.6339			16.100	119.0	60.0	9002230161000	184.0	125.0	9002050161000			
0.6358			16.150	119.0	60.0	9002230161500						
0.6378			16.200				184.0	125.0	9002050162000			
0.6398			16.250	119.0	60.0	9002230162500	184.0	125.0	9002050162500			
0.6406	41/64		16.270	119.0	60.0	9002230162700	184.0	125.0	9002050162700	235.0	154.0	9002170162700
0.6417			16.300	119.0	60.0	9002230163000	184.0	125.0	9002050163000			
0.6457			16.400				184.0	125.0	9002050164000			
0.6496			16.500	119.0	60.0	9002230165000	184.0	125.0	9002050165000	235.0	154.0	9002170165000
0.6535			16.600				184.0	125.0	9002050166000			
0.6563	21/32		16.670	119.0	60.0	9002230166700	184.0	125.0	9002050166700	235.0	154.0	9002170166700
0.6575			16.700				184.0	125.0	9002050167000			
0.6594			16.750	119.0	60.0	9002230167500	184.0	125.0	9002050167500			

Dec. inch	Diameter		Series 223		Series 223	Series 205		Series 205	Series 217		Series 217	
	Fract. inch	Wire / letter	mm	Overall Length	Flute Length	EDP #	Overall Length	Flute Length	EDP #	Overall Length	Flute Length	EDP #
0.6614			16.800				184.0	125.0	9002050168000			
0.6654			16.900				184.0	125.0	9002050169000			
0.6693			17.000	119.0	60.0	9002230170000	184.0	125.0	9002050170000	235.0	154.0	9002170170000
0.6720	43/64		17.070	123.0	62.0	9002230170700	191.0	130.0	9002050170700	241.0	158.0	9002170170700
0.6732			17.100	123.0	62.0	9002230171000	191.0	130.0	9002050171000			
0.6772			17.200				191.0	130.0	9002050172000			
0.6791			17.250	123.0	62.0	9002230172500	191.0	130.0	9002050172500			
0.6811			17.300	123.0	62.0	9002230173000	191.0	130.0	9002050173000			
0.6850			17.400				191.0	130.0	9002050174000			
0.6874	11/16		17.460	123.0	62.0	9002230174600	191.0	130.0	9002050174600	241.0	158.0	9002170174600
0.6890			17.500	123.0	62.0	9002230175000	191.0	130.0	9002050175000	241.0	158.0	9002170175000
0.6929			17.600	123.0	62.0	9002230176000	191.0	130.0	9002050176000			
0.6969			17.700				191.0	130.0	9002050177000			
0.6988			17.750	123.0	62.0	9002230177500	191.0	130.0	9002050177500	241.0	158.0	9002170177500
0.7008			17.800				191.0	130.0	9002050178000			
0.7031	45/64		17.860	123.0	62.0	9002230178600	191.0	130.0	9002050178600	241.0	158.0	9002170178600
0.7047			17.900				191.0	130.0	9002050179000			
0.7087			18.000	123.0	62.0	9002230180000	191.0	130.0	9002050180000	241.0	158.0	9002170180000
0.7126			18.100	127.0	64.0	9002230181000	198.0	135.0	9002050181000			
0.7165			18.200	127.0	64.0	9002230182000	198.0	135.0	9002050182000			
0.7185			18.250	127.0	64.0	9002230182500	198.0	135.0	9002050182500	247.0	162.0	9002170182500
0.7189	23/32		18.260	127.0	64.0	9002230182600	198.0	135.0	9002050182600	247.0	162.0	9002170182600
0.7205			18.300				198.0	135.0	9002050183000			
0.7244			18.400				198.0	135.0	9002050184000			
0.7283			18.500	127.0	64.0	9002230185000	198.0	135.0	9002050185000	247.0	162.0	9002170185000
0.7323			18.600				198.0	135.0	9002050186000			
0.7343	47/64		18.650	127.0	64.0	9002230186500	198.0	135.0	9002050186500	247.0	162.0	9002170186500
0.7382			18.750	127.0	64.0	9002230187500	198.0	135.0	9002050187500			
0.7402			18.800				198.0	135.0	9002050188000			
0.7441			18.900				198.0	135.0	9002050189000			
0.7480			19.000	127.0	64.0	9002230190000	198.0	135.0	9002050190000	247.0	162.0	9002170190000
0.7500	3/4		19.050	131.0	66.0	9002230190500	205.0	140.0	9002050190500	254.0	166.0	9002170190500
0.7520			19.100	131.0	66.0	9002230191000	205.0	140.0	9002050191000			
0.7559			19.200				205.0	140.0	9002050192000			
0.7579			19.250	131.0	66.0	9002230192500	205.0	140.0	9002050192500			
0.7638			19.400				205.0	140.0	9002050194000			
0.7656	49/64		19.450	131.0	66.0	9002230194500				254.0	166.0	9002170194500
0.7677			19.500	131.0	66.0	9002230195000	205.0	140.0	9002050195000	254.0	166.0	9002170195000
0.7717			19.600				205.0	140.0	9002050196000			
0.7776			19.750	131.0	66.0	9002230197500	205.0	140.0	9002050197500	254.0	166.0	9002170197500
0.7811	25/32		19.840	131.0	66.0	9002230198400	205.0	140.0	9002050198400	254.0	166.0	9002170198400
0.7874			20.000	131.0	66.0	9002230200000	205.0	140.0	9002050200000	254.0	166.0	9002170200000
0.7913			20.100	136.0	68.0	9002230201000				261.0	171.0	9002170201000
0.7969	51/64		20.240	136.0	68.0	9002230202400				261.0	171.0	9002170202400
0.8071			20.500	136.0	68.0	9002230205000				261.0	171.0	9002170205000
0.8126	13/16		20.640	136.0	68.0	9002230206400				261.0	171.0	9002170206400
0.8169			20.750	136.0	68.0	9002230207500				261.0	171.0	9002170207500
0.8189			20.800	136.0	68.0	9002230208000						
0.8268			21.000	136.0	68.0	9002230210000				261.0	171.0	9002170210000
0.8281	53/64		21.030	141.0	70.0	9002230210300				268.0	176.0	9002170210300
0.8366			21.250	141.0	70.0	9002230212500						
0.8437			21.430	141.0	70.0	9002230214300						
0.8465			21.500	141.0	70.0	9002230215000				268.0	176.0	9002170215000
0.8594	55/64		21.830	141.0	70.0	9002230218300				268.0	176.0	9002170218300
0.8661			22.000	141.0	70.0	9002230220000				268.0	176.0	9002170220000
0.8748	7/8		22.220	141.0	70.0	9002230222200				268.0	176.0	9002170222200
0.8819			22.400	146.0	72.0	9002230224000						
0.8858			22.500	146.0	72.0	9002230225000						
0.8906	57/64		22.620	146.0	72.0	9002230226200				275.0	180.0	9002170226200
0.9055			23.000	146.0	72.0	9002230230000						
0.9063	29/32		23.020	146.0	72.0	9002230230200				275.0	180.0	9002170230200
0.9220	59/64		23.420	146.0	72.0	9002230234200						
0.9252			23.500	146.0	72.0	9002230235000				275.0	180.0	9002170235000
0.9374	15/16		23.810	151.0	75.0	9002230238100				282.0	185.0	9002170238100
0.9449			24.000	151.0	75.0	9002230240000				282.0	185.0	9002170240000
0.9531	61/64		24.210	151.0	75.0	9002230242100				282.0	185.0	9002170242100
0.9646			24.500	151.0	75.0	9002230245000						
0.9689	31/32		24.610	151.0	75.0	9002230246100				282.0	185.0	9002170246100
0.9843	63/64		25.000	151.0	75.0	9002230250000				282.0	185.0	9002170250000
1.0000	1		25.400	156.0	78.0	9002230254000						
1.0311	1 1/32		26.190	156.0	78.0	9002230261900						
1.0433			26.500	156.0	78.0	9002230265000						
1.1024			28.000	162.0	81.0	9002230280000						
1.1248	1 1/8		28.570	168.0	84.0	9002230285700						
1.1563	1 5/32		29.370	168.0	84.0	9002230293700						
1.1811			30.000	168.0	84.0	9002230300000						
1.2500	1 1/4		31.750	180.0	90.0	9002230317500						

High-Speed Cobalt Drills

- Cobalt for added heat resistance
- Type Ti flute profile (# 605, 617)
- Self-centering 130° split point
- Straight shank

- h8 tolerance on drill diameter
- Bright finish
- Applications: Alloyed steel, stainless steel, cast iron, high temperature alloys

Series 610 - Stub length 3xD

Series 605 - Jobber length 5xD

Series 617 - Taper length 10xD



Dec. inch	Diameter		Series 610		Series 610	Series 605		Series 605	Series 617		Series 617	
	Fract. inch	Wire / letter	mm	Overall Length	Flute Length	EDP #	Overall Length	Flute Length	EDP #	Overall Length	Flute Length	EDP #
0.0079		#92	0.200				19.0	2.50	9006050002000			
0.0118			0.300				19.0	3.0	9006050003000			
0.0122		#83	0.310				19.0	4.0	9006050003100			
0.0126		#82	0.320				19.0	4.0	9006050003200			
0.0130		#81	0.330				19.0	4.0	9006050003300			
0.0134		#80	0.340				19.0	4.0	9006050003400			
0.0146		#79	0.370				19.0	4.0	9006050003700			
0.0157	1/64		0.400				20.0	5.0	9006050004000			
0.0161		#78	0.410				20.0	5.0	9006050004100			
0.0173			0.440				20.0	5.0	9006050004400			
0.0177			0.450				20.0	5.0	9006050004500			
0.0181		#77	0.460				20.0	5.0	9006050004600			
0.0197			0.500				22.0	6.0	9006050005000			
0.0201		76	0.510				22.0	6.0	9006050005100			
0.0209		75	0.530				22.0	6.0	9006050005300			
0.0217			0.550				24.0	7.0	9006050005500			
0.0224		74	0.570				24.0	7.0	9006050005700			
0.0228			0.580				24.0	7.0	9006050005800			
0.0236			0.600				24.0	7.0	9006050006000			
0.0240		73	0.610				26.0	8.0	9006050006100			
0.0252		72	0.640				26.0	8.0	9006050006400			
0.0256			0.650				26.0	8.0	9006050006500			
0.0260		71	0.660				26.0	8.0	9006050006600			
0.0276			0.700				28.0	9.0	9006050007000			
0.0280		70	0.710				28.0	9.0	9006050007100			
0.0283			0.720				28.0	9.0	9006050007200			
0.0291		69	0.740				28.0	9.0	9006050007400			
0.0295			0.750				28.0	9.0	9006050007500			
0.0299			0.760				30.0	10.0	9006050007600			
0.0311	1/32	68	0.790				30.0	10.0	9006050007900			
0.0315			0.800				30.0	10.0	9006050008000			
0.0319		67	0.810				30.0	10.0	9006050008100			
0.0323			0.820				30.0	10.0	9006050008200			
0.0327			0.830				30.0	10.0	9006050008300			
0.0331		66	0.840				30.0	10.0	9006050008400			
0.0335			0.850				30.0	10.0	9006050008500			
0.0339			0.860				32.0	11.0	9006050008600			
0.0343			0.870				32.0	11.0	9006050008700			
0.0346			0.880				32.0	11.0	9006050008800			
0.0350		65	0.890				32.0	11.0	9006050008900			
0.0354			0.900				32.0	11.0	9006050009000			
0.0358		64	0.910				32.0	11.0	9006050009100			
0.0362			0.920				32.0	11.0	9006050009200			
0.0370		63	0.940				32.0	11.0	9006050009400			
0.0374			0.950				32.0	11.0	9006050009500			
0.0382		62	0.970				34.0	12.0	9006050009700			
0.0386			0.980				34.0	12.0	9006050009800			
0.0390		61	0.990				34.0	12.0	9006050009900			
0.0394			1.000	26.0	6.0	9006100010000	34.0	12.0	9006050010000	56.0	33.0	9006170010000
0.0402		60	1.020	26.0	6.0	9006100010200	34.0	12.0	9006050010200	56.0	33.0	9006170010200
0.0409		59	1.040	26.0	6.0	9006100010400	34.0	12.0	9006050010400	56.0	33.0	9006170010400
0.0413			1.050				34.0	12.0	9006050010500			
0.0421		58	1.070	28.0	7.0	9006100010700	36.0	14.0	9006050010700	60.0	37.0	9006170010700
0.0425			1.080				36.0	14.0	9006050010800			
0.0429			1.090	28.0	7.0	9006100010900	36.0	14.0	9006050010900	60.0	37.0	9006170010900
0.0433			1.100	28.0	7.0	9006100011000	36.0	14.0	9006050011000	60.0	37.0	9006170011000
0.0449			1.140				36.0	14.0	9006050011400			
0.0453			1.150				36.0	14.0	9006050011500			
0.0457			1.160				36.0	14.0	9006050011600			
0.0465		56	1.180	28.0	7.0	9006100011800	36.0	14.0	9006050011800	60.0	37.0	9006170011800
0.0469	3/64		1.190	28.0	7.0	9006100011900	38.0	16.0	9006050011900	65.0	41.0	9006170011900
0.0472			1.200	28.0	7.0	9006100012000	38.0	16.0	9006050012000	65.0	41.0	9006170012000
0.0476			1.210				38.0	16.0	9006050012100			

Dec. inch	Diameter		Series 610		Series 610	Series 605		Series 605	Series 617		Series 617	
	Fract. inch	Wire / letter	mm	Overall Length	Flute Length	EDP #	Overall Length	Flute Length	EDP #	Overall Length	Flute Length	EDP #
0.0480			1.220				38.0	16.0	9006050012200			
0.0484			1.230				38.0	16.0	9006050012300			
0.0492			1.250				38.0	16.0	9006050012500			
0.0508			1.290				38.0	16.0	9006050012900			
0.0512			1.300	28.0	7.0	9006100013000	38.0	16.0	9006050013000	65.0	41.0	9006170013000
0.0520		55	1.320	28.0	7.0	9006100013200	38.0	16.0	9006050013200	65.0	41.0	9006170013200
0.0531			1.350				40.0	18.0	9006050013500			
0.0551		54	1.400	32.0	9.0	9006100014000	40.0	18.0	9006050014000	70.0	45.0	9006170014000
0.0571			1.450				40.0	18.0	9006050014500	70.0	45.0	9006170014500
0.0575			1.460				40.0	18.0	9006050014600			
0.0591			1.500	32.0	9.0	9006100015000	40.0	18.0	9006050015000	70.0	45.0	9006170015000
0.0594		53	1.510	34.0	10.0	9006100015100	43.0	20.0	9006050015100	76.0	50.0	9006170015100
0.0598			1.520				43.0	20.0	9006050015200			
0.0602			1.530				43.0	20.0	9006050015300			
0.0610			1.550				43.0	20.0	9006050015500	76.0	50.0	9006170015500
0.0626	1/16		1.590	34.0	10.0	9006100015900	43.0	20.0	9006050015900	76.0	50.0	9006170015900
0.0630			1.600	34.0	10.0	9006100016000	43.0	20.0	9006050016000	76.0	50.0	9006170016000
0.0634		52	1.610	34.0	10.0	9006100016100	43.0	20.0	9006050016100	76.0	50.0	9006170016100
0.0638			1.620				43.0	20.0	9006050016200			
0.0650			1.650				43.0	20.0	9006050016500	76.0	50.0	9006170016500
0.0661			1.680				43.0	20.0	9006050016800			
0.0669		51	1.700	34.0	10.0	9006100017000	43.0	20.0	9006050017000	76.0	50.0	9006170017000
0.0681			1.730				46.0	22.0	9006050017300			
0.0689			1.750				46.0	22.0	9006050017500	80.0	53.0	9006170017500
0.0701		50	1.780	36.0	11.0	9006100017800	46.0	22.0	9006050017800	80.0	53.0	9006170017800
0.0709			1.800	36.0	11.0	9006100018000	46.0	22.0	9006050018000	80.0	53.0	9006170018000
0.0717			1.820				46.0	22.0	9006050018200			
0.0728		49	1.850	36.0	11.0	9006100018500	46.0	22.0	9006050018500	80.0	53.0	9006170018500
0.0748			1.900	36.0	11.0	9006100019000	46.0	22.0	9006050019000	80.0	53.0	9006170019000
0.0760		48	1.930	38.0	12.0	9006100019300	49.0	24.0	9006050019300	85.0	56.0	9006170019300
0.0768			1.950				49.0	24.0	9006050019500	85.0	56.0	9006170019500
0.0776			1.970				49.0	24.0	9006050019700			
0.0780		5/64	1.980	38.0	12.0	9006100019800	49.0	24.0	9006050019800	85.0	56.0	9006170019800
0.0783		47	1.990	38.0	12.0	9006100019900	49.0	24.0	9006050019900	85.0	56.0	9006170019900
0.0787			2.000	38.0	12.0	9006100020000	49.0	24.0	9006050020000	85.0	56.0	9006170020000
0.0795			2.020				49.0	24.0	9006050020200			
0.0799			2.030				49.0	24.0	9006050020300			
0.0803			2.040				49.0	24.0	9006050020400			
0.0807			2.050				49.0	24.0	9006050060500	85.0	56.0	9006170020500
0.0811		46	2.060	38.0	12.0	9006100020600	49.0	24.0	9006050020600	85.0	56.0	9006170020600
0.0819		45	2.080	38.0	12.0	9006100020800	49.0	24.0	9006050020800	85.0	56.0	9006170020800
0.0827			2.100	38.0	12.0	9006100021000	49.0	24.0	9006050021000	85.0	56.0	9006170021000
0.0835			2.120				49.0	24.0	9006050021200			
0.0846			2.150				53.0	27.0	9006050021500	90.0	59.0	9006170021500
0.0858		44	2.180	40.0	13.0	9006100021800	53.0	27.0	9006050021800	90.0	59.0	9006170021800
0.0866			2.200	40.0	13.0	9006100022000	53.0	27.0	9006050022000	90.0	59.0	9006170022000
0.0886			2.250				53.0	27.0	9006050022500			
0.0890		43	2.260	40.0	13.0	9006100022600	53.0	27.0	9006050022600	90.0	59.0	9006170022600
0.0906			2.300	40.0	13.0	9006100023000	53.0	27.0	9006050023000	90.0	59.0	9006170023000
0.0913			2.320				53.0	27.0	9006050023200			
0.0925			2.350				53.0	27.0	9006050023500			
0.0933		42	2.370	43.0	14.0	9006100023700	57.0	30.0	9006050023700	95.0	62.0	9006170023700
0.0937		3/32	2.380	43.0	14.0	9006100023800	57.0	30.0	9006050023800	95.0	62.0	9006170023800
0.0945			2.400	43.0	14.0	9006100024000	57.0	30.0	9006050024000	95.0	62.0	9006170024000
0.0961		41	2.440	43.0	14.0	9006100024400	57.0	30.0	9006050024400	95.0	62.0	9006170024400
0.0965			2.450				57.0	30.0	9006050024500	95.0	62.0	9006170024500
0.0980		40	2.490	43.0	14.0	9006100024900	57.0	30.0	9006050024900	95.0	62.0	9006170024900
0.0984			2.500	43.0	14.0	9006100025000	57.0	30.0	9006050025000	95.0	62.0	9006170025000
0.0996		39	2.530	43.0	14.0	9006100025300	57.0	30.0	9006050025300			
0.1004			2.550				57.0	30.0	9006050025500	95.0	62.0	9006170025500
0.1016		38	2.580	43.0	14.0	9006100025800	57.0	30.0	9006050025800	95.0	62.0	9006170025800
0.1024			2.600	43.0	14.0	9006100026000	57.0	30.0	9006050026000	95.0	62.0	9006170026000
0.1039		37	2.640	43.0	14.0	9006100026400	57.0	30.0	9006050026400	95.0	62.0	9006170026400
0.1043			2.650				57.0	30.0	9006050026500			
0.1063			2.700	46.0	16.0	9006100027000	61.0	33.0	9006050027000	100.0	66.0	9006170027000
0.1067		36	2.710	46.0	16.0	9006100027100	61.0	33.0	9006050027100	100.0	66.0	9006170027100
0.1083			2.750				61.0	33.0	9006050027500			
0.1094		7/64	2.780	46.0	16.0	9006100027800	61.0	33.0	9006050027800	100.0	66.0	9006170027800
0.1098		35	2.790	46.0	16.0	9006100027900	61.0	33.0	9006050027900	100.0	66.0	9006170027900
0.1102			2.800	46.0	16.0	9006100028000	61.0	33.0	9006050028000	100.0	66.0	9006170028000
0.1106			2.810				61.0	33.0	9006050028100			
0.1110		34	2.820	46.0	16.0	9006100028200	61.0	33.0	9006050028200	100.0	66.0	9006170028200
0.1122			2.850				61.0	33.0	9006050028500			
0.1130		33	2.870	46.0	16.0	9006100028700	61.0	33.0	9006050028700	100.0	66.0	9006170028700
0.1142			2.900	46.0	16.0	9006100029000	61.0	33.0	9006050029000	100.0	66.0	9006170029000
0.1161		32	2.950	46.0	16.0	9006100029500	61.0	33.0	9006050029500	100.0	66.0	9006170029500

Dec. inch	Diameter		Series 610		Series 610	Series 605		Series 605	Series 617		Series 617	
	Fract. inch	Wire / letter	mm	Overall Length	Flute Length	EDP #	Overall Length	Flute Length	EDP #	Overall Length	Flute Length	EDP #
0.4063	13/32		10.320	89.0	43.0	9006100103200	133.0	87.0	9006050103200	184.0	121.0	9006170103200
0.4094			10.400	89.0	43.0	9006100104000	133.0	87.0	9006050104000			
0.4130		Z	10.490	89.0	43.0	9006100104900	133.0	87.0	9006050104900	184.0	121.0	9006170104900
0.4134			10.500	89.0	43.0	9006100105000	133.0	87.0	9006050105000	184.0	121.0	9006170105000
0.4220	27/64		10.720	95.0	47.0	9006100107200	142.0	94.0	9006050107200	195.0	128.0	9006170107200
0.4252			10.800				142.0	94.0	9006050108000			
0.4331			11.000	95.0	47.0	9006100110000	142.0	94.0	9006050110000			
0.4370			11.100				142.0	94.0	9006050111000	195.0	128.0	9006170110000
0.4374	7/16		11.110	95.0	47.0	9006100111100	142.0	94.0	9006050111100	195.0	128.0	9006170111100
0.4449			11.300				142.0	94.0	9006050113000			
0.4528			11.500	95.0	47.0	9006100115000	142.0	94.0	9006050115000	195.0	128.0	9006170115000
0.4531	29/64		11.510	95.0	47.0	9006100115100	142.0	94.0	9006050115100	195.0	128.0	9006170115100
0.4606			11.700				142.0	94.0	9006050117000			
0.4689	15/32		11.910	102.0	51.0	9006100119100	151.0	101.0	9006050119100	205.0	134.0	9006170119100
0.4724			12.000	102.0	51.0	9006100120000	151.0	101.0	9006050120000	205.0	134.0	9006170120000
0.4803			12.200				151.0	101.0	9006050122000	205.0	134.0	9006170122000
0.4843	31/64		12.300	102.0	51.0	9006100123000	151.0	101.0	9006050123000	205.0	134.0	9006170123000
0.4921			12.500	102.0	51.0	9006100125000	151.0	101.0	9006050125000	205.0	134.0	9006170125000
0.5000	1/2		12.700	102.0	51.0	9006100127000	151.0	101.0	9006050127000	205.0	134.0	9006170127000
0.5118			13.000	102.0	51.0	9006100130000	151.0	101.0	9006050130000	205.0	134.0	9006170130000
0.5157	33/64		13.100	102.0	51.0	9006100131000	151.0	101.0	9006050131000	205.0	134.0	9006170131000
0.5311	17/32		13.490	107.0	54.0	9006100134900	160.0	108.0	9006050134900	214.0	140.0	9006170134900
0.5469	35/64		13.890	107.0	54.0	9006100138900	160.0	108.0	9006050138900	214.0	140.0	9006170138900
0.5512			14.000	107.0	54.0	9006100140000	160.0	108.0	9006050140000			
0.5626	9/16		14.290	111.0	56.0	9006100142900	169.0	114.0	9006050142900	220.0	144.0	9006170142900
0.5709			14.500				169.0	114.0	9006050145000			
0.5780	37/64		14.680				169.0	114.0	9006050146800	220.0	144.0	9006170146800
0.5906			15.000				169.0	114.0	9006050150000	220.0	144.0	9006170150000
0.5937	19/32		15.080				178.0	120.0	9006050150800	227.0	149.0	9006170150800
0.6094	39/64		15.480				178.0	120.0	9006050154800	227.0	149.0	9006170154800
0.6102			15.500				178.0	120.0	9006050155000			
0.6248	5/8		15.870				178.0	120.0	9006050158700	227.0	149.0	9006170158700
0.6299			16.000				178.0	120.0	9006050160000			
0.6406	41/64		16.270				184.0	125.0	9006050162700			
0.6496			16.500				184.0	125.0	9006050165000			
0.6563	21/32		16.670				184.0	125.0	9006050166700			
0.6693			17.000				184.0	125.0	9006050170000			
0.6720	43/64		17.070				191.0	130.0	9006050170700			
0.6874	11/16		17.460				191.0	130.0	9006050174600			
0.6890			17.500				191.0	130.0	9006050175000			
0.7031	45/64		17.860				191.0	130.0	9006050178600			
0.7087			18.000				191.0	130.0	9006050180000			
0.7189	23/32		18.260				198.0	135.0	9006050182600			
0.7343	47/64		18.650				198.0	135.0	9006050186500			
0.7480			19.000				198.0	135.0	9006050190000			
0.7500	3/4		19.050				205.0	140.0	9006050190500			

DID YOU KNOW GUHRING HAS TOOL HOLDERS?

**Guhring offers a complete line of
tool holders and clamping systems.**

FEATURING:

TSG 3000

Thermo Secure Gold 3000
High-End Shrink Fit Chuck

Up until now one couldn't tell a chuck's temperature. With the optical temperature indicator on Guhring Thermo Secure Gold 3000 chucks, this source of danger is a thing of the past.

A red ring signals:

Attention, hot! Risk of burning!

The chuck has a temperature above 113° F.

When the temperature drops below 113° F, the ring turns blue.

The chuck can now be held without danger.

With a shrink fitted tool optimal clamping is now achieved.



www.GUHRING.com

General Purpose Carbide Drills

- Longer tool life than cobalt drills, plus more accurate hole size & location
- Sub micro-grain carbide for added toughness
- 118° faceted point, straight shank


- FIREX® coated (#2463, #2464)
- Bright finish (#730, #732)
- h7 tolerance on diameter
- Applications: Universal steels, general steels/brass, cast iron, aluminum & alloys

Series 730 - Stub length (3xD)

Series 2463 - Stub length (3xD)

Series 732 - Jobber length (5xD)

Series 2464 - Jobber length (5xD)



Diameter			Series 730 & 2463		Series 730	Series 2463	Series 732 & 2464		Series 732	Series 2464	
Dec. inch	Fract. inch	Wire / letter	mm	Overall Length	Flute Length	EDP #	EDP #	Overall Length	Flute Length	EDP #	EDP #
0.0197			0.500	20.0	3.0	9007300005000					
0.0236			0.600	21.0	3.50	9007300006000					
0.0276			0.700	23.0	4.50	9007300007000					
0.0315			0.800	24.0	5.0	9007300008000					
0.0354			0.900	25.0	5.50	9007300009000					
0.0394			1.000	26.0	6.0	9007300010000	9024630010000	34.0	12.0	9007320010000	9024640010000
0.0402	60		1.020	26.0	6.0	9007300010200	9024630010200	34.0	12.0	9007320010200	9024640010200
0.0409	59		1.040	26.0	6.0	9007300010400	9024630010400	34.0	12.0	9007320010400	9024640010400
0.0421	58		1.070	28.0	7.0	9007300010700	9024630010700	36.0	14.0	9007320010700	9024640010700
0.0429	57		1.090	28.0	7.0	9007300010900	9024630010900	36.0	14.0	9007320010900	9024640010900
0.0433			1.100	28.0	7.0	9007300011000	9024630011000	36.0	14.0	9007320011000	9024640011000
0.0465	56		1.180	28.0	7.0	9007300011800	9024630011800	36.0	14.0	9007320011800	9024640011800
0.0469	3/64		1.190	30.0	8.0	9007300011900	9024630011900	36.0	14.0	9007320011900	9024640011900
0.0472			1.200	30.0	8.0	9007300012000	9024630012000	38.0	16.0	9007320012000	9024640012000
0.0512			1.300	30.0	8.0	9007300013000	9024630013000	38.0	16.0	9007320013000	9024640013000
0.0520	55		1.320	30.0	8.0	9007300013200	9024630013200	38.0	16.0	9007320013200	9024640013200
0.0551	54		1.400	32.0	9.0	9007300014000	9024630014000	40.0	18.0	9007320014000	9024640014000
0.0591			1.500	32.0	9.0	9007300015000	9024630015000	40.0	18.0	9007320015000	9024640015000
0.0594	53		1.510	34.0	10.0	9007300015100	9024630015100	43.0	20.0	9007320015100	9024640015100
0.0626	1/16		1.590	34.0	10.0	9007300015900	9024630015900	43.0	20.0	9007320015900	9024640015900
0.0630			1.600	34.0	10.0	9007300016000	9024630016000	43.0	20.0	9007320016000	9024640016000
0.0634	52		1.610	34.0	10.0	9007300016100	9024630016100	43.0	20.0	9007320016100	9024640016100
0.0669	51		1.700	34.0	10.0	9007300017000	9024630017000	43.0	20.0	9007320017000	9024640017000
0.0701	50		1.780	36.0	11.0	9007300017800	9024630017800	46.0	22.0	9007320017800	9024640017800
0.0709			1.800	36.0	11.0	9007300018000	9024630018000	46.0	22.0	9007320018000	9024640018000
0.0728	49		1.850	36.0	11.0	9007300018500	9024630018500	46.0	22.0	9007320018500	9024640018500
0.0748			1.900	36.0	11.0	9007300019000	9024630019000	46.0	22.0	9007320019000	9024640019000
0.0760	48		1.930	38.0	12.0	9007300019300	9024630019300	49.0	24.0	9007320019300	9024640019300
0.0780	5/64		1.980	38.0	12.0	9007300019800	9024630019800	49.0	24.0	9007320019800	9024640019800
0.0783	47		1.990	38.0	12.0	9007300019900	9024630019900	49.0	24.0	9007320019900	9024640019900
0.0787			2.000	38.0	12.0	9007300020000	9024630020000	49.0	24.0	9007320020000	9024640020000
0.0811	46		2.060	38.0	12.0	9007300020600	9024630020600	49.0	24.0	9007320020600	9024640020600
0.0819	45		2.080	38.0	12.0	9007300020800	9024630020800	49.0	24.0	9007320020800	9024640020800
0.0827			2.100	38.0	12.0	9007300021000	9024630021000	49.0	24.0	9007320021000	9024640021000
0.0858	44		2.180	40.0	13.0	9007300021800	9024630021800	53.0	27.0	9007320021800	9024640021800
0.0866			2.200	40.0	13.0	9007300022000	9024630022000	53.0	27.0	9007320022000	9024640022000
0.0885			2.250	40.0	13.0	9007300022500	9024630022500				
0.0890	43		2.260	40.0	13.0	9007300022600	9024630022600	53.0	27.0	9007320022600	9024640022600
0.0906			2.300	40.0	13.0	9007300023000	9024630023000	53.0	27.0	9007320023000	9024640023000
0.0933	42		2.370	43.0	14.0	9007300023700	9024630023700	53.0	27.0	9007320023700	9024640023700
0.0937	3/32		2.380	43.0	14.0	9007300023800	9024630023800	57.0	30.0	9007320023800	9024640023800
0.0945			2.400	43.0	14.0	9007300024000	9024630024000	57.0	30.0	9007320024000	9024640024000
0.0961	41		2.440	43.0	14.0	9007300024400	9024630024400	57.0	30.0	9007320024400	9024640024400
0.0980	40		2.490	43.0	14.0	9007300024900	9024630024900	57.0	30.0	9007320024900	9024640024900
0.0984			2.500	43.0	14.0	9007300025000	9024630025000	57.0	30.0	9007320025000	9024640025000
0.0996	39		2.530	43.0	14.0	9007300025300	9024630025300	57.0	30.0	9007320025300	9024640025300
0.1016	38		2.580	43.0	14.0	9007300025800	9024630025800	57.0	30.0	9007320025800	9024640025800
0.1024			2.600	43.0	14.0	9007300026000	9024630026000	57.0	30.0	9007320026000	9024640026000
0.1039	37		2.640	43.0	14.0	9007300026400	9024630026400	57.0	30.0	9007320026400	9024640026400
0.1063			2.700	46.0	16.0	9007300027000	9024630027000	57.0	30.0	9007320027000	9024640027000
0.1067	36		2.710	46.0	16.0	9007300027100	9024630027100	61.0	33.0	9007320027100	9024640027100
0.1094	7/64		2.780	46.0	16.0	9007300027800	9024630027800	61.0	33.0	9007320027800	9024640027800
0.1098	35		2.790	46.0	16.0	9007300027900	9024630027900	61.0	33.0	9007320027900	9024640027900
0.1102			2.800	46.0	16.0	9007300028000	9024630028000	61.0	33.0	9007320028000	9024640028000
0.1110	34		2.820	46.0	16.0	9007300028200	9024630028200	61.0	33.0	9007320028200	9024640028200
0.1130	33		2.870	46.0	16.0	9007300028700	9024630028700	61.0	33.0	9007320028700	9024640028700
0.1142			2.900	46.0	16.0	9007300029000	9024630029000	61.0	33.0	9007320029000	9024640029000
0.1161	32		2.950	46.0	16.0	9007300029500	9024630029500	61.0	33.0	9007320029500	9024640029500
0.1181			3.000	46.0	16.0	9007300030000	9024630030000	61.0	33.0	9007320030000	9024640030000
0.1201	31		3.050	49.0	18.0	9007300030500	9024630030500	61.0	33.0	9007320030500	9024640030500



High-Performance Solid Carbide Drills

- Unique flute profile and point geometry eliminates the need for peck cycles
- RT 100 U self-centering 140° U point eliminates need for spot drilling
- FIREX® coated for added heat & abrasion resistance
- m7 tolerance on cut diameter
- Applications: Steel, alloyed steel, stainless steel, titanium and nickel alloys, and cast iron

Series 5514 - Stub length (3xD)

Series 5515 - Jobber length (5xD)



Diameter				Series 5514		Series 5514	Series 5515		Series 5515
Dec. inch	Fract. inch	Wire / letter	mm	Overall Length mm	Flute Length mm	EDP #	Overall Length mm	Flute Length mm	EDP #
0.1181			3.000	62.0	20.0	9055140030000	66.0	28.0	9055150030000
0.1220			3.100	62.0	20.0	9055140031000	66.0	28.0	9055150031000
0.1248	1/8		3.170	62.0	20.0	9055140031700	66.0	28.0	9055150031700
0.1260			3.200	62.0	20.0	9055140032000	66.0	28.0	9055150032000
0.1280			3.250	62.0	20.0	9055140032500	66.0	28.0	9055150032500
0.1299			3.300	62.0	20.0	9055140033000	66.0	28.0	9055150033000
0.1339			3.400	62.0	20.0	9055140034000	66.0	28.0	9055150034000
0.1378			3.500	62.0	20.0	9055140035000	66.0	28.0	9055150035000
0.1406	9/64	28	3.570	62.0	20.0	9055140035700	66.0	28.0	9055150035700
0.1417			3.600	62.0	20.0	9055140036000	66.0	28.0	9055150036000
0.1457			3.700	62.0	20.0	9055140037000	66.0	28.0	9055150037000
0.1496		25	3.800	66.0	24.0	9055140038000	74.0	36.0	9055150038000
0.1535			3.900	66.0	24.0	9055140039000	74.0	36.0	9055150039000
0.1563	5/32		3.970	66.0	24.0	9055140039700	74.0	36.0	9055150039700
0.1575			4.000	66.0	24.0	9055140040000	74.0	36.0	9055150040000
0.1591		21	4.040	66.0	24.0	9055140040400	74.0	36.0	9055150040400
0.1614			4.100	66.0	24.0	9055140041000	74.0	36.0	9055150041000
0.1654			4.200	66.0	24.0	9055140042000	74.0	36.0	9055150042000
0.1693		18	4.300	66.0	24.0	9055140043000	74.0	36.0	9055150043000
0.1720	11/64		4.370	66.0	24.0	9055140043700	74.0	36.0	9055150043700
0.1732			4.400	66.0	24.0	9055140044000	74.0	36.0	9055150044000
0.1772		16	4.500	66.0	24.0	9055140045000	74.0	36.0	9055150045000
0.1811			4.600	66.0	24.0	9055140046000	74.0	36.0	9055150046000
0.1831			4.650	66.0	24.0	9055140046500	74.01	36.01	9055150046500
0.1850		13	4.700	66.0	24.0	9055140047000	74.0	36.0	9055150047000
0.1874	3/16		4.760	66.0	28.0	9055140047600	82.0	44.0	9055150047600
0.1890		12	4.800	66.0	28.0	9055140048000	82.0	44.0	9055150048000
0.1929			4.900	66.0	28.0	9055140049000	82.0	44.0	9055150049000
0.1969			5.000	66.0	28.0	9055140050000	82.0	44.0	9055150050000
0.2008			5.100	66.0	28.0	9055140051000	82.0	44.0	9055150051000
0.2012		7	5.110	66.0	28.0	9055140051100	82.0	44.0	9055150051100
0.2031	13/64		5.160	66.0	28.0	9055140051600	82.0	44.0	9055150051600
0.2047			5.200	66.0	28.0	9055140052000	82.0	44.0	9055150052000
0.2087			5.300	66.0	28.0	9055140053000	82.0	44.0	9055150053000
0.2126			5.400	66.0	28.0	9055140054000	82.0	44.0	9055150054000
0.2130		3	5.410	66.0	28.0	9055140054100	82.0	44.0	9055150054100
0.2165			5.500	66.0	28.0	9055140055000	82.0	44.0	9055150055000
0.2185			5.550	66.0	28.0	9055140055500	82.0	44.0	9055150055500
0.2189	7/32		5.560	66.0	28.0	9055140055600	82.0	44.0	9055150055600
0.2205			5.600	66.0	28.0	9055140056000	82.0	44.0	9055150056000
0.2244			5.700	66.0	28.0	9055140057000	82.0	44.0	9055150057000
0.2283			5.800	66.0	28.0	9055140058000	82.0	44.0	9055150058000
0.2323			5.900	66.0	28.0	9055140059000	82.0	44.0	9055150059000
0.2343	15/64		5.950	66.0	28.0	9055140059500	82.0	44.0	9055150059500
0.2362			6.000	66.0	28.0	9055140060000	82.0	44.0	9055150060000
0.2402			6.100	79.0	34.0	9055140061000	91.0	53.0	9055150061000
0.2441			6.200	79.0	34.0	9055140062000	91.0	53.0	9055150062000
0.2480			6.300	79.0	34.0	9055140063000	91.0	53.0	9055150063000
0.2500	1/4	E	6.350	79.0	34.0	9055140063500	91.0	53.0	9055150063500
0.2520			6.400	79.0	34.0	9055140064000	91.0	53.0	9055150064000
0.2559			6.500	79.0	34.0	9055140065000	91.0	53.0	9055150065000
0.2571		F	6.530	79.0	34.0	9055140065300	91.0	53.0	9055150065300
0.2598			6.600	79.0	34.0	9055140066000	91.0	53.0	9055150066000
0.2638			6.700	79.0	34.0	9055140067000	91.0	53.0	9055150067000
0.2657	17/64	H	6.750	79.0	34.0	9055140067500	91.0	53.0	9055150067500
0.2677			6.800	79.0	34.0	9055140068000	91.0	53.0	9055150068000
0.2717		I	6.900	79.0	34.0	9055140069000	91.0	53.0	9055150069000
0.2756			7.000	79.0	34.0	9055140070000	91.0	53.0	9055150070000
0.2795			7.100	79.0	34.0	9055140071000	91.0	53.0	9055150071000
0.2811	9/32	K	7.140	79.0	41.0	9055140071400	91.0	53.0	9055150071400
0.2835			7.200	79.0	41.0	9055140072000	91.0	53.0	9055150072000
0.2874			7.300	79.0	41.0	9055140073000	91.0	53.0	9055150073000

*Shank diameter information available on page 36

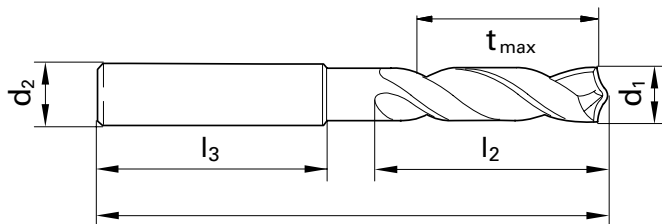
Diameter				Series 5514		Series 5514	Series 5515		Series 5515
Dec. inch	Fract. inch	Wire / letter	mm	Overall Length mm	Flute Length mm	EDP #	Overall Length mm	Flute Length mm	EDP #
0.2913			7.400	79.0	41.0	9055140074000	91.0	53.0	9055150074000
0.2953			7.500	79.0	41.0	9055140075000	91.0	53.0	9055150075000
0.2969	19/64		7.540	79.0	41.0	9055140075400	91.0	53.0	9055150075400
0.2992			7.600	79.0	41.0	9055140076000	91.0	53.0	9055150076000
0.3031			7.700	79.0	41.0	9055140077000	91.0	53.0	9055150077000
0.3071			7.800	79.0	41.0	9055140078000	91.0	53.0	9055150078000
0.3110			7.900	79.0	41.0	9055140079000	91.0	53.0	9055150079000
0.3126	5/16		7.940	79.0	41.0	9055140079400	91.0	53.0	9055150079400
0.3150			8.000	79.0	41.0	9055140080000	91.0	53.0	9055150080000
0.3189			8.100	89.0	47.0	9055140081000	103.0	61.0	9055150081000
0.3228		P	8.200	89.0	47.0	9055140082000	103.0	61.0	9055150082000
0.3268			8.300	89.0	47.0	9055140083000	103.0	61.0	9055150083000
0.3280	21/64		8.330	89.0	47.0	9055140083300	103.0	61.0	9055150083300
0.3307			8.400	89.0	47.0	9055140084000	103.0	61.0	9055150084000
0.3346			8.500	89.0	47.0	9055140085000	103.0	61.0	9055150085000
0.3386			8.600	89.0	47.0	9055140086000	103.0	61.0	9055150086000
0.3425			8.700	89.0	47.0	9055140087000	103.0	61.0	9055150087000
0.3437	11/32		8.730	89.0	47.0	9055140087300	103.0	61.0	9055150087300
0.3465			8.800	89.0	47.0	9055140088000	103.0	61.0	9055150088000
0.3504			8.900	89.0	47.0	9055140089000	103.0	61.0	9055150089000
0.3543			9.000	89.0	47.0	9055140090000	103.0	61.0	9055150090000
0.3583			9.100	89.0	47.0	9055140091000	103.0	61.0	9055150091000
0.3594	23/64		9.130	89.0	47.0	9055140091300	103.0	61.0	9055150091300
0.3622			9.200	89.0	47.0	9055140092000	103.0	61.0	9055150092000
0.3642			9.250	89.0	47.0	9055140092500	103.0	61.0	9055150092500
0.3661			9.300	89.0	47.0	9055140093000	103.0	61.0	9055150093000
0.3677		U	9.340	89.0	47.0	9055140093400			
0.3701			9.400	89.0	47.0	9055140094000	103.0	61.0	9055150094000
0.3740			9.500	89.0	47.0	9055140095000	103.0	61.0	9055150095000
0.3748	3/8		9.520	89.0	47.0	9055140095200	103.0	61.0	9055150095200
0.3780			9.600	89.0	47.0	9055140096000	103.0	61.0	9055150096000
0.3819			9.700	89.0	47.0	9055140097000	103.0	61.0	9055150097000
0.3858		W	9.800	89.0	47.0	9055140098000	103.0	61.0	9055150098000
0.3898			9.900	89.0	47.0	9055140099000	103.0	61.0	9055150099000
0.3906	25/64		9.920	89.0	47.0	9055140099200	103.0	61.0	9055150099200
0.3937			10.000	89.0	47.0	9055140100000	103.0	61.0	9055150100000
0.3976			10.100	102.0	55.0	9055140101000	118.0	71.0	9055150101000
0.4016			10.200	102.0	55.0	9055140102000	118.0	71.0	9055150102000
0.4055			10.300	102.0	55.0	9055140103000	118.0	71.0	9055150103000
0.4063	13/32		10.320	102.0	55.0	9055140103200	118.0	71.0	9055150103200
0.4094			10.400	102.0	55.0	9055140104000	118.0	71.0	9055150104000
0.4134			10.500	102.0	55.0	9055140105000	118.0	71.0	9055150105000
0.4173			10.600	102.0	55.0	9055140106000	118.0	71.0	9055150106000
0.4213			10.700	102.0	55.0	9055140107000	118.0	71.0	9055150107000
0.4220	27/64		10.720	102.0	55.0	9055140107200	118.0	71.0	9055150107200
0.4252			10.800	102.0	55.0	9055140108000	118.0	71.0	9055150108000
0.4291			10.900	102.0	55.0	9055140109000	118.0	71.0	9055150109000
0.4331			11.000	102.0	55.0	9055140110000	118.0	71.0	9055150110000
0.4370			11.100	102.0	55.0	9055140111000	118.0	71.0	9055150111000
0.4374	7/16		11.110	102.0	55.0	9055140111100	118.0	71.0	9055150111100
0.4409			11.200	102.0	55.0	9055140112000	118.0	71.0	9055150112000
0.4449			11.300	102.0	55.0	9055140113000	118.0	71.0	9055150113000
0.4488			11.400	102.0	55.0	9055140114000	118.0	71.0	9055150114000
0.4528			11.500	102.0	55.0	9055140115000	118.0	71.0	9055150115000
0.4531	29/64		11.510	102.0	55.0	9055140115100			
0.4567			11.600	102.0	55.0	9055140116000	118.0	71.0	9055150116000
0.4606			11.700	102.0	55.0	9055140117000	118.0	71.0	9055150117000
0.4646			11.800	102.0	55.0	9055140118000	118.0	71.0	9055150118000
0.4685			11.900	102.0	55.0	9055140119000	118.0	71.0	9055150119000
0.4689	15/32		11.910	102.0	55.0	9055140119100	118.0	71.0	9055150119100
0.4724			12.000	102.0	55.0	9055140120000	118.0	71.0	9055150120000
0.4764			12.100	107.0	60.0	9055140121000	124.0	77.0	9055150121000
0.4803			12.200	107.0	60.0	9055140122000	124.0	77.0	9055150122000
0.4843	31/64		12.300	107.0	60.0	9055140123000	124.0	77.0	9055150123000
0.4882			12.400	107.0	60.0	9055140124000	124.0	77.0	9055150124000
0.4921			12.500	107.0	60.0	9055140125000	124.0	77.0	9055150125000
0.4961			12.600	107.0	60.0	9055140126000	124.0	77.0	9055150126000
0.5000	1/2		12.700	107.0	60.0	9055140127000	124.0	77.0	9055150127000
0.5039			12.800	107.0	60.0	9055140128000			
0.5079			12.900	107.0	60.0	9055140129000			
0.5118			13.000	107.0	60.0	9055140130000	124.0	77.0	9055150130000
0.5157	33/64		13.100	107.0	60.0	9055140131000	124.0	77.0	9055150131000
0.5197			13.200	107.0	60.0	9055140132000	124.0	77.0	9055150132000
0.5236			13.300	107.0	60.0	9055140133000	124.0	77.0	9055150133000
0.5276			13.400	107.0	60.0	9055140134000			

*Shank diameter information available on page 36



Diameter				Series 5514		Series 5514	Series 5515		Series 5515
Dec. inch	Fract. inch	Wire / letter	mm	Overall Length mm	Flute Length mm	EDP #	Overall Length mm	Flute Length mm	EDP #
0.5311	17/32		13.490	107.0	60.0	9055140134900			
0.5315			13.500	107.0	60.0	9055140135000	124.0	77.0	9055150135000
0.5354			13.600	107.0	60.0	9055140136000			
0.5394			13.700	107.0	60.0	9055140137000	124.0	77.0	9055150137000
0.5433			13.800	107.0	60.0	9055140138000	124.0	77.0	9055150138000
0.5469	35/64		13.890	107.0	60.0	9055140138900			
0.5472			13.900	107.0	60.0	9055140139000			
0.5512			14.000	107.0	60.0	9055140140000	124.0	77.0	9055150140000
0.5551			14.100	115.0	65.0	9055140141000	133.0	83.0	9055150141000
0.5591			14.200	115.0	65.0	9055140142000	133.0	83.0	9055150142000
0.5626	9/16		14.290	107.0	60.0	9055140142900	133.0	83.0	9055150142900
0.5630			14.300	115.0	65.0	9055140143000	133.0	83.0	9055150143000
0.5669			14.400	115.0	65.0	9055140144000	133.0	83.0	9055150144000
0.5709			14.500	115.0	65.0	9055140145000	133.0	83.0	9055150145000
0.5748			14.600	115.0	65.0	9055140146000			
0.5780	37/64		14.680	115.0	65.0	9055140146800			
0.5787			14.700	115.0	65.0	9055140147000	133.0	83.0	9055150147000
0.5827			14.800	115.0	65.0	9055140148000			
0.5866			14.900	115.0	65.0	9055140149000			
0.5906			15.000	115.0	65.0	9055140150000	133.0	83.0	9055150150000
0.5937	19/32		15.080	115.0	65.0	9055140150800			
0.5945			15.100	115.0	65.0	9055140151000	133.0	83.0	9055150151000
0.5984			15.200	115.0	65.0	9055140152000	133.0	83.0	
0.6024			15.300	115.0	65.0	9055140153000			
0.6063			15.400	115.0	65.0	9055140154000			
0.6094	39/64		15.480	115.0	65.0	9055140154800			9055150152000
0.6102			15.500	115.0	65.0	9055140155000	133.0	83.0	9055150155000
0.6142			15.600	115.0	65.0	9055140156000	133.0	83.0	9055150156000
0.6181			15.700	115.0	65.0	9055140157000	133.0	83.0	9055150157000
0.6220			15.800	115.0	65.0	9055140158000	133.0	83.0	9055150158000
0.6248	5/8		15.870	115.0	65.0	9055140158700	133.0	83.0	9055150158700
0.6260			15.900	115.0	65.0	9055140159000			
0.6299			16.000	115.0	65.0	9055140160000	133.0	83.0	9055150160000
0.6406	41/64		16.270	123.0	73.0	9055140162700			
0.6496			16.500	123.0	73.0	9055140165000	143.0	93.0	9055150165000
0.6563	21/32		16.670	123.0	73.0	9055140166700			
0.6693			17.000	123.0	73.0	9055140170000	143.0	93.0	9055150170000
0.6720	43/64		17.070	123.0	73.0	9055140170700			
0.6874	11/16		17.460	123.0	73.0	9055140174600			
0.6890			17.500	123.0	73.0	9055140175000	143.0	93.0	9055150175000
0.7031	45/64		17.860	123.0	73.0	9055140178600			
0.7087			18.000	123.0	73.0	9055140180000	143.0	93.0	9055150180000
0.7189	23/32		18.260	131.0	79.0	9055140182600			
0.7283			18.500	131.0	79.0	9055140185000	153.0	101.0	9055150185000
0.7480			19.000	131.0	79.0	9055140190000	153.0	101.0	9055150190000
0.7500	3/4		19.050	131.0	79.0	9055140190500			
0.7579			19.250	131.0	79.0	9055140192500			
0.7656	49/64		19.446	131.0	79.0	9055140194460			
0.7677			19.500	131.0	79.0	9055140195000	153.0	101.0	9055150195000
0.7811	25/32		19.840	131.0	79.0	9055140198400			
0.7874			20.000	131.0	79.0	9055140200000	153.0	101.0	9055150200000

$$t_{\max} = l_2 - (1.5 \times d_1)$$



Shank Diameter (d2) info, Series 5514, 5515:

from diameter	to diameter	shank diameter =
3.0 mm	6.0 mm	6.0 mm
6.1	8.0	8.0
8.1	10.0	10.0
10.1	12.0	12.0
12.1	14.0	14.0
14.1	16.0	16.0
16.1	18.0	18.0
18.1	20.0	20.0

Coolant Fed High-Performance Carbide Drills



- RT 100 U self-centering 140° point eliminates need for spot drilling
- Dual helical coolant ducts through the tool
- Unique flute profile and point geometry eliminates the need for peck cycles
- FIREX® coated for added heat & abrasion resistance
- m7 tolerance on cut diameter
- Applications: Steel, alloyed steel, stainless steel, titanium, brass nickel alloys, and cast iron

Series 5510 - 3xD

Series 5511 - 5xD

Series 5512 - 7xD



Dec. inch	Diameter			Series 5510		Series 5511		Series 5511		Series 5512		Series 5512	
	Fract. inch	Wire / letter	mm	Overall Length	Flute Length	EDP #	Overall Length	Flute Length	EDP #	Overall Length	Flute Length	EDP #	
0.1181			3.000	62.0	20.0	9055100030000	66.0	28.0	9055110030000	70.0	30.0	9055120030000	
0.1220			3.100	62.0	20.0	9055100031000	66.0	28.0	9055110031000	70.0	30.0	9055120031000	
0.1248	1/8		3.170	62.0	20.0	9055100031700	66.0	28.0	9055110031700	70.0	30.0	9055120031700	
0.1260			3.200	62.0	20.0	9055100032000	66.0	28.0	9055110032000	70.0	30.0	9055120032000	
0.1280			3.250	62.0	20.0	9055100032500	66.0	28.0	9055110032500	70.0	30.0	9055120032500	
0.1299			3.300	62.0	20.0	9055100033000	66.0	28.0	9055110033000	70.0	30.0	9055120033000	
0.1339			3.400	62.0	20.0	9055100034000	66.0	28.0	9055110034000	75.0	37.50	9055120034000	
0.1378			3.500	62.0	20.0	9055100035000	66.0	28.0	9055110035000	75.0	37.50	9055120035000	
0.1406	9/64	28	3.570	62.0	20.0	9055100035700	66.0	28.0	9055110035700	75.0	37.50	9055120035700	
0.1417			3.600	62.0	20.0	9055100036000	66.0	28.0	9055110036000	75.0	37.50	9055120036000	
0.1457			3.700	62.0	20.0	9055100037000	66.0	28.0	9055110037000	75.0	37.50	9055120037000	
0.1496		25	3.800	66.0	24.0	9055100038000	74.0	36.0	9055110038000	75.0	37.50	9055120038000	
0.1535			3.900	66.0	24.0	9055100039000	74.0	36.0	9055110039000	75.0	37.50	9055120039000	
0.1563	5/32		3.970	66.0	24.0	9055100039700	74.0	36.0	9055110039700	75.0	37.50	9055120039700	
0.1575			4.000	66.0	24.0	9055100040000	74.0	36.0	9055110040000	75.0	37.50	9055120040000	
0.1591		21	4.040	66.0	24.0	9055100040400	74.0	36.0	9055110040400	75.0	37.50	9055120040400	
0.1614			4.100	66.0	24.0	9055100041000	74.0	36.0	9055110041000	75.0	37.50	9055120041000	
0.1654			4.200	66.0	24.0	9055100042000	74.0	36.0	9055110042000	75.0	37.50	9055120042000	
0.1693			4.300	66.0	24.0	9055100043000	74.0	36.0	9055110043000	85.0	45.0	9055120043000	
0.1720	11/64		4.370	66.0	24.0	9055100043700	74.0	36.0	9055110043700	85.0	45.0	9055120043700	
0.1732			4.400	66.0	24.0	9055100044000	74.0	36.0	9055110044000	85.0	45.0	9055120044000	
0.1772		16	4.500	66.0	24.0	9055100045000	74.0	36.0	9055110045000	85.0	45.0	9055120045000	
0.1811			4.600	66.0	24.0	9055100046000	74.0	36.0	9055110046000	85.0	45.0	9055120046000	
0.1831			4.650	66.0	24.0	9055100046500	74.0	36.0	9055110046500	85.0	45.0	9055120046500	
0.1850		13	4.700	66.0	28.0	9055100047000	74.0	36.0	9055110047000	85.0	45.0	9055120047000	
0.1874	3/16		4.760	66.0	28.0	9055100047600	82.0	44.0	9055110047600	90.0	50.0	9055120047600	
0.1890		12	4.800	66.0	28.0	9055100048000	82.0	44.0	9055110048000	90.0	50.0	9055120048000	
0.1929			4.900	66.0	28.0	9055100049000	82.0	44.0	9055110049000	90.0	50.0	9055120049000	
0.1969			5.000	66.0	28.0	9055100050000	82.0	44.0	9055110050000	90.0	50.0	9055120050000	
0.2008			5.100	66.0	28.0	9055100051000	82.0	44.0	9055110051000	90.0	50.0	9055120051000	
0.2012		7	5.110	66.0	28.0	9055100051100	82.0	44.0	9055110051100	90.0	50.0	9055120051100	
0.2031	13/64		5.160	66.0	28.0	9055100051600	82.0	44.0	9055110051600	90.0	50.0	9055120051600	
0.2047			5.200	66.0	28.0	9055100052000	82.0	44.0	9055110052000	90.0	50.0	9055120052000	
0.2087			5.300	66.0	28.0	9055100053000	82.0	44.0	9055110053000	90.0	50.0	9055120053000	
0.2126			5.400	66.0	28.0	9055100054000	82.0	44.0	9055110054000	90.0	50.0	9055120054000	
0.2130		3	5.410	66.0	28.0	9055100054100	82.0	44.0	9055110054100	90.0	50.0	9055120054100	
0.2165			5.500	66.0	28.0	9055100055000	82.0	44.0	9055110055000				
0.2185			5.550	66.0	28.0	9055100055500	82.0	44.0	9055110055500	97.0	57.0	9055120055000	
0.2189	7/32		5.560	66.0	28.0	9055100055600	82.0	44.0	9055110055600	97.0	57.0	9055120055600	
0.2205			5.600	66.0	28.0	9055100056000	82.0	44.0	9055110056000	97.0	57.0	9055120056000	
0.2244			5.700	66.0	28.0	9055100057000	82.0	44.0	9055110057000	97.0	57.0	9055120057000	
0.2283			5.800	66.0	28.0	9055100058000	82.0	44.0	9055110058000	97.0	57.0	9055120058000	
0.2323			5.900	66.0	28.0	9055100059000	82.0	44.0	9055110059000	97.0	57.0	9055120059000	
0.2343	15/64		5.950	66.0	28.0	9055100059500	82.0	44.0	9055110059500	97.0	57.0	9055120059500	
0.2362			6.000	66.0	28.0	9055100060000	82.0	44.0	9055110060000	97.0	57.0	9055120060000	
0.2402			6.100	79.0	34.0	9055100061000	91.0	53.0	9055110061000	106.0	66.0	9055120061000	
0.2441			6.200	79.0	34.0	9055100062000	91.0	53.0	9055110062000	106.0	66.0	9055120062000	
0.2480			6.300	79.0	34.0	9055100063000	91.0	53.0	9055110063000	106.0	66.0	9055120063000	
0.2500	1/4	E	6.350	79.0	34.0	9055100063500	91.0	53.0	9055110063500	106.0	66.0	9055120063500	
0.2520			6.400	79.0	34.0	9055100064000	91.0	53.0	9055110064000	106.0	66.0	9055120064000	
0.2559			6.500	79.0	34.0	9055100065000	91.0	53.0	9055110065000	106.0	66.0	9055120065000	
0.2571		F	6.530	79.0	34.0	9055100065300							
0.2598			6.600	79.0	34.0	9055100066000	91.0	53.0	9055110066000	106.0	66.0	9055120066000	
0.2638			6.700	79.0	34.0	9055100067000	91.0	53.0	9055110067000	106.0	66.0	9055120067000	
0.2657	17/64	H	6.750	79.0	34.0	9055100067500	91.0	53.0	9055110067500	106.0	66.0	9055120067500	
0.2677			6.800	79.0	34.0	9055100068000	91.0	53.0	9055110068000	106.0	66.0	9055120068000	
0.2717		I	6.900	79.0	34.0	9055100069000	91.0	53.0	9055110069000	116.0	76.0	9055120069000	
0.2756			7.000	79.0	34.0	9055100070000	91.0	53.0	9055110070000	116.0	76.0	9055120070000	
0.2795			7.100	79.0	41.0	9055100071000	91.0	53.0	9055110071000	116.0	76.0	9055120071000	
0.2811	9/32	K	7.140	79.0	41.0	9055100071400	91.0	53.0	9055110071400	116.0	76.0	9055120071400	
0.2835			7.200	79.0	41.0	9055100072000	91.0	53.0	9055110072000	116.0	76.0	9055120072000	

*Shank diameter information available on page 39

Dec. inch	Diameter		Series 5510		Series 5510		Series 5511		Series 5511		Series 5512		Series 5512		
	Fract. inch	Wire / letter	mm	Overall Length	Flute Length	EDP #	Overall Length	Flute Length	EDP #	Overall Length	Flute Length	EDP #	Overall Length	Flute Length	EDP #
0.5311	17/32		13.490	107.0	60.0	9055100134900	124.0	77.0	9055110134900	182.0	133.0	9055120134900			
0.5315			13.500	107.0	60.0	9055100135000	124.0	77.0	9055110135000	182.0	133.0	9055120135000			
0.5354			13.600	107.0	60.0	9055100136000	124.0	77.0	9055110136000						
0.5394			13.700	107.0	60.0	9055100137000	124.0	77.0	9055110137000						
0.5433			13.800	107.0	60.0	9055100138000	124.0	77.0	9055110138000						
0.5469	35/64		13.890	107.0	60.0	9055100138900	124.0	77.0	9055110138900	182.0	133.0	9055120138900			
0.5472			13.900	107.0	60.0	9055100139000	124.0	77.0	9055110139000						
0.5512			14.000	107.0	60.0	9055100140000	124.0	77.0	9055110140000	182.0	133.0	9055120140000			
0.5551			14.100	115.0	65.0	9055100141000	133.0	83.0	9055110141000	204.0	152.0	9055120141000			
0.5591			14.200	115.0	65.0	9055100142000	133.0	83.0	9055110142000	204.0	152.0	9055120142000			
0.5626	9/16		14.290	115.0	65.0	9055100142900	133.0	83.0	9055110142900	204.0	152.0	9055120142900			
0.5630			14.300	115.0	65.0	9055100143000	133.0	83.0	9055110143000						
0.5669			14.400	115.0	65.0	9055100144000	133.0	83.0	9055110144000						
0.5709			14.500	115.0	65.0	9055100145000	133.0	83.0	9055110145000	204.0	152.0	9055120145000			
0.5748			14.600	115.0	65.0	9055100146000	133.0	83.0	9055110146000						
0.5780	37/64		14.680	115.0	65.0	9055100146800	133.0	83.0	9055110146800						
0.5787			14.700	115.0	65.0	9055100147000	133.0	83.0	9055110147000						
0.5827			14.800	115.0	65.0	9055100148000	133.0	83.0	9055110148000						
0.5866			14.900	115.0	65.0	9055100149000	133.0	83.0	9055110149000						
0.5906			15.000	115.0	65.0	9055100150000	133.0	83.0	9055110150000	204.0	152.0	9055120150000			
0.5937	19/32		15.080	115.0	65.0	9055100150800	133.0	83.0	9055110150800						
0.5945			15.100	115.0	65.0	9055100151000	133.0	83.0	9055110151000	204.0	152.0	9055120151000			
0.5984			15.200	115.0	65.0	9055100152000	133.0	83.0	9055110152000						
0.6024			15.300	115.0	65.0	9055100153000	133.0	83.0	9055110153000						
0.6063			15.400	115.0	65.0	9055100154000	133.0	83.0	9055110154000						
0.6094	39/64		15.480	115.0	65.0	9055100154800	133.0	83.0	9055110154800	204.0	152.0	9055120154800			
0.6102			15.500	115.0	65.0	9055100155000	133.0	83.0	9055110155000	204.0	152.0	9055120155000			
0.6142			15.600	115.0	65.0	9055100156000	133.0	83.0	9055110156000						
0.6181			15.700	115.0	65.0	9055100157000	133.0	83.0	9055110157000						
0.6220			15.800	115.0	65.0	9055100158000	133.0	83.0	9055110158000						
0.6248	5/8		15.870	115.0	65.0	9055100158700	133.0	83.0	9055110158700	204.0	152.0	9055120158700			
0.6260			15.900	115.0	65.0	9055100159000	133.0	83.0	9055110159000						
0.6299			16.000	115.0	65.0	9055100160000	133.0	83.0	9055110160000	204.0	152.0	9055120160000			
0.6378			16.200	115.0	65.0	9055100162000									
0.6406	41/64		16.270	115.0	65.0	9055100162700	143.0	93.0	9055110162700						
0.6496			16.500	123.0	73.0	9055100165000	143.0	93.0	9055110165000	223.0	171.0	9055120165000			
0.6563	21/32		16.670	123.0	73.0	9055100166700	143.0	93.0	9055110166700	223.0	171.0	9055120166700			
0.6575			16.700				143.0	93.0	9055110167000						
0.6654			16.900	123.0	73.0	9055100169000	143.0	93.0	9055110169000	223.0	171.0	9055120169000			
0.6693			17.000	123.0	73.0	9055100170000	143.0	93.0	9055110170000	223.0	171.0	9055120170000			
0.6720	43/64		17.070	123.0	73.0	9055100170700	143.0	93.0	9055110170700						
0.6874	11/16		17.460	123.0	73.0	9055100174600	143.0	93.0	9055110174600						
0.6890			17.500	123.0	73.0	9055100175000	143.0	93.0	9055110175000	223.0	171.0	9055120175000			
0.6929			17.600	123.0	73.0	9055100176000									
0.6968			17.700	123.0	73.0	9055100177000	143.0	93.0	9055110177000						
0.7031	45/64		17.860	123.0	73.0	9055100178600	143.0	93.0	9055110178600						
0.7087			18.000	123.0	73.0	9055100180000	143.0	93.0	9055110180000	223.0	171.0	9055120180000			
0.7189	23/32		18.260	131.0	79.0	9055100182600									
0.7283			18.500	131.0	79.0	9055100185000	153.0	101.0	9055110185000	244.0	190.0	9055120185000			
0.7362			18.700				153.0	101.0	9055110187000						
0.7441			18.900	131.0	79.0	9055100189000	153.0	101.0	9055110189000	244.0	190.0	9055120189000			
0.7480			19.000	131.0	79.0	9055100190000	153.0	101.0	9055110190000	244.0	190.0	9055120190000			
0.7500	3/4		19.050	131.0	79.0	9055100190500	153.0	101.0	9055110190500	244.0	190.0	9055120190500			
0.7579			19.250	131.0	79.0	9055100192500	153.0	101.0	9055110192500						
0.7598			19.300				153.0	101.0	9055110193000						
0.7656	49/64		19.446	131.0	79.0	9055100194460	153.0	101.0	9055110194460						
0.7677			19.500	131.0	79.0	9055100195000	153.0	101.0	9055110195000	244.0	190.0	9055120195000			
0.7756			19.700				153.0	101.0	9055110197000						
0.7811	25/32		19.840	131.0	79.0	9055100198400	153.0	101.0	9055110198400						
0.7874			20.000	131.0	79.0	9055100200000	153.0	101.0	9055110200000	244.0	190.0	9055120200000			

Shank Diameter information, Series 5510, 5511, 5512:

from diameter	to diameter	shank diameter =	from diameter	to diameter	shank diameter =
3.0 mm	6.0 mm	6.0 mm	12.1	14.0	14.0
6.1	8.0	8.0	14.1	16.0	16.0
8.1	10.0	10.0	16.1	18.0	18.0
10.1	12.0	12.0	18.1	20.0	20.0

APPLICATION ALTERNATIVES:

Series 2477 - RT 100 X high penetration carbide drill, 140° point, 3xD, reinforced str. shank, coolant fed, nano-FIREX® coated, dia. from 3.0 - 20.0mm

Series 2479 - RT 100 X high penetration carbide drill, 140° point, 5xD, reinforced str. shank, coolant fed, nano-FIREX® coated, dia. from 3.0 - 20.0mm

Series 4044 - RT 100 X high penetration carbide drill, 140° point, 7xD, reinforced str. shank, coolant fed, nano-FIREX® coated, dia. from 3.0 - 20.0mm

Coolant Fed Deep Hole Carbide Drills

- Unique flute profile and point geometry eliminates the need for peck cycles
- Self-centering 140° SC point eliminates need for spot drilling
- Dual helical coolant ducts through the tool

- nano-FIREX® coated tip for added heat and abrasion resistance
- Applications: Steel, alloyed steel, stainless steel, titanium and nickel alloys, and cast iron

Series 5525 - Jobber length (12xD)



Dec. inch	Diameter		mm	Overall Length	Flute Length	EDP #
	Fract. inch	Wire / letter				
0.1181			3.000	90.0	50.0	9055250030000
0.1220			3.100	90.0	50.0	9055250031000
0.1250	1/8		3.170	90.0	50.0	9055250031700
0.1260			3.200	90.0	50.0	9055250032000
0.1280			3.250	90.0	50.0	9055250032500
0.1299			3.300	90.0	50.0	9055250033000
0.1339			3.400	90.0	50.0	9055250034000
0.1378			3.500	90.0	50.0	9055250035000
0.1406	9/64		3.570	90.0	50.0	9055250035700
0.1417			3.600	90.0	50.0	9055250036000
0.1457			3.700	90.0	50.0	9055250037000
0.1496		25	3.800	90.0	50.0	9055250038000
0.1535			3.900	90.0	50.0	9055250039000
0.1563	5/32		3.970	90.0	50.0	9055250039700
0.1575			4.000	102.0	64.0	9055250040000
0.1614			4.100	102.0	64.0	9055250041000
0.1654			4.200	102.0	64.0	9055250042000
0.1693		18	4.300	102.0	64.0	9055250043000
0.1720	11/64		4.370	102.0	64.0	9055250043700
0.1732			4.400	102.0	64.0	9055250044000
0.1772		16	4.500	102.0	64.0	9055250045000
0.1811			4.600	102.0	64.0	9055250046000
0.1831			4.650	102.0	64.0	9055250046500
0.1850			4.700	102.0	64.0	9055250047000
0.1874	3/16		4.760	102.0	64.0	9055250047600
0.1890			4.800	116.0	78.0	9055250048000
0.1929			4.900	116.0	78.0	9055250049000
0.1969			5.000	116.0	78.0	9055250050000
0.2008			5.100	116.0	78.0	9055250051000
0.2031	13/64		5.160	116.0	78.0	9055250051600

Dec. inch	Diameter		mm	Overall Length	Flute Length	EDP #
	Fract. inch	Wire / letter				
0.2047			5.200	116.0	78.0	9055250052000
0.2087			5.300	116.0	78.0	9055250053000
0.2126			5.400	116.0	78.0	9055250054000
0.2165			5.500	116.0	78.0	9055250055000
0.2189	7/32		5.560	116.0	78.0	9055250055600
0.2205			5.600	116.0	78.0	9055250056000
0.2244			5.700	116.0	78.0	9055250057000
0.2283			5.800	116.0	78.0	9055250058000
0.2323			5.900	116.0	78.0	9055250059000
0.2343	15/64		5.950	116.0	78.0	9055250059500
0.2362			6.000	116.0	78.0	9055250060000
0.2402			6.100	146.0	108.0	9055250061000
0.2441			6.200	146.0	108.0	9055250062000
0.2480			6.300	146.0	108.0	9055250063000
0.2500	1/4	E	6.350	146.0	108.0	9055250063500
0.2520			6.400	146.0	108.0	9055250064000
0.2559			6.500	146.0	108.0	9055250065000
0.2598			6.600	146.0	108.0	9055250066000
0.2638			6.700	146.0	108.0	9055250067000
0.2657	17/64		6.750	146.0	108.0	9055250067500
0.2677			6.800	146.0	108.0	9055250068000
0.2717			6.900	146.0	108.0	9055250069000
0.2756			7.000	146.0	108.0	9055250070000
0.2795			7.100	146.0	108.0	9055250071000
0.2811	9/32	K	7.140	146.0	108.0	9055250071400
0.2835			7.200	146.0	108.0	9055250072000
0.2874			7.300	146.0	108.0	9055250073000
0.2913			7.400	146.0	108.0	9055250074000
0.2953			7.500	146.0	108.0	9055250075000
0.2969	19/64		7.540	146.0	108.0	9055250075400

COATING & RECONDITIONING

Often times, there is a need for a thin film coating on cutting tools due to the heat generated from the machining operation, as well as the wear caused by abrasion, and the potential for chip adhesion. The proper coating (applied correctly) increases surface hardness while lowering the friction coefficient and thermal conductivity. It also provides a chemically inert surface. Fortunately, Guhring's Coating Division has more than enough knowledge and experience to create coatings that will maximize tool and wear part productivity, which in turn provides cost effectiveness to our customers. Over the years, we have seen significant increases in tool life and part quality. We've also seen reduced friction and heat buildup, high resistance to edge buildup, as well as galling and fissure propagation - all thanks to our coating development and application processes. Not convinced? Contact your Guhring representative today and learn about our free coating trial policy!



Dec. inch	Diameter		Overall Length	Flute Length	EDP #
	Fract. inch	Wire / letter mm			
0.2992		7.600	146.0	108.0	9055250076000
0.3031		7.700	146.0	108.0	9055250077000
0.3071		7.800	146.0	108.0	9055250078000
0.3110		7.900	146.0	108.0	9055250079000
0.3126	5/16	7.940	146.0	108.0	9055250079400
0.3150		8.000	146.0	108.0	9055250080000
0.3189		8.100	162.0	120.0	9055250081000
0.3228		8.200	162.0	120.0	9055250082000
0.3268		8.300	162.0	120.0	9055250083000
0.3280	21/64	8.330	162.0	120.0	9055250083300
0.3307		8.400	162.0	120.0	9055250084000
0.3346		8.500	162.0	120.0	9055250085000
0.3386		8.600	162.0	120.0	9055250086000
0.3425		8.700	162.0	120.0	9055250087000
0.3437	11/32	8.730	162.0	120.0	9055250087300
0.3465		8.800	162.0	120.0	9055250088000
0.3504		8.900	162.0	120.0	9055250089000
0.3543		9.000	162.0	120.0	9055250090000
0.3583		9.100	162.0	120.0	9055250091000
0.3594	23/64	9.130	162.0	120.0	9055250091300
0.3622		9.200	162.0	120.0	9055250092000
0.3642		9.250	162.0	120.0	9055250092500
0.3661		9.300	162.0	120.0	9055250093000
0.3701		9.400	162.0	120.0	9055250094000
0.3740		9.500	162.0	120.0	9055250095000
0.3748	3/8	9.520	162.0	120.0	9055250095200
0.3780		9.600	162.0	120.0	9055250096000
0.3819		9.700	162.0	120.0	9055250097000
0.3858		9.800	162.0	120.0	9055250098000
0.3898		9.900	162.0	120.0	9055250099000
0.3906	25/64	9.920	162.0	120.0	9055250099200
0.3937		10.000	162.0	120.0	9055250100000
0.3976		10.100	204.0	156.0	9055250101000
0.4016		10.200	204.0	156.0	9055250102000
0.4055		10.300	204.0	156.0	9055250103000
0.4063	13/32	10.320	204.0	156.0	9055250103200
0.4134		10.500	204.0	156.0	9055250105000
0.4173		10.600	204.0	156.0	9055250106000
0.4213		10.700	204.0	156.0	9055250107000
0.4220	27/64	10.720	204.0	156.0	9055250107200
0.4252		10.800	204.0	156.0	9055250108000
0.4291		10.900	204.0	156.0	9055250109000

Dec. inch	Diameter		Overall Length	Flute Length	EDP #
	Fract. inch	Wire / letter mm			
0.4331		11.000	204.0	156.0	9055250110000
0.4374	7/16	11.110	204.0	156.0	9055250111100
0.4528		11.500	204.0	156.0	9055250115000
0.4531	29/64	11.510	204.0	156.0	9055250115100
0.4689	15/32	11.910	204.0	156.0	9055250119100
0.4724		12.000	204.0	156.0	9055250120000
0.4843	31/64	12.300	230.0	182.0	9055250123000
0.4921		12.500	230.0	182.0	9055250125000
0.5000	1/2	12.700	230.0	182.0	9055250127000
0.5118		13.000	230.0	182.0	9055250130000
0.5311	17/32	13.490	230.0	182.0	9055250134900
0.5315		13.500	230.0	182.0	9055250135000
0.5469	35/64	13.890	230.0	182.0	9055250138900
0.5512		14.000	230.0	182.0	9055250140000
0.5709		14.500	260.0	208.0	9055250145000
0.5906		15.000	260.0	208.0	9055250150000
0.6094	39/64	15.480	260.0	208.0	9055250154800
0.6102		15.500	260.0	208.0	9055250155000
0.6299		16.000	260.0	208.0	9055250160000
0.6496		16.500	285.0	234.0	9055250165000
0.6693		17.000	285.0	234.0	9055250170000
0.6890		17.500	285.0	234.0	9055250175000
0.7087		18.000	285.0	234.0	9055250180000
0.7283		18.500	285.0	234.0	9055250185000
0.7480		19.000	310.0	258.0	9055250190000
0.7500	3/4	19.050	310.0	258.0	9055250190500
0.7677		19.500	310.0	258.0	9055250195000
0.7874		20.000	310.0	258.0	9055250200000

Shank Diameter information, Series 5525:

from diameter	to diameter	shank diameter =	from diameter	to diameter	shank diameter =
3.0 mm	6.0 mm	6.0 mm	12.1	14.0	14.0
6.1	8.0	8.0	14.1	16.0	16.0
8.1	10.0	10.0	16.1	18.0	18.0
10.1	12.0	12.0	18.1	20.0	20.0

Guhring can restore worn standard, special carbide and PCD drills, step drills, reamers, and end mills to their original factory quality, condition and performance. We also recoat in the same facility that we recondition, allowing for quicker turn-around and excellent quality control. High precision remanufacturing delivers longer reground tool life and often more regrinds per tool, resulting in significant cost savings in terms of both tooling and machining expenses.

Utilizing the same high-precision CNC grinding machines that are used in Guhring's manufacturing plants, our Reconditioning Division is well-equipped to restore standard and special carbide and PCD tooling to its original factory condition.

Guhring is able to provide factory reconditioning for our own drills, step drills, end mills, and reamers – and we can provide the same high-quality service for other manufacturers' tooling as well. We even offer van pickup and delivery service in select areas.



Guhring Coating and Reconditioning Facilities:

Brookfield, WI

Huntington Beach, CA

New Hudson, MI

Bloomfield, CT

Visit <http://www.guhring.com/PS/Reconditioning.htm> for more information!

3-Flute High Precision Carbide Drills

- Reduces cycle time and increases part quality
- GS 200 G self-centering 130° spiral point eliminates need for spot drilling
- 3-flute drill provides reamer class part surface finish

- Bright finish, reinforced straight shank
- m7 tolerance on cut diameter
- h6 tolerance on shank diameter
- Applications: Aluminum, mild steels, cast iron

Series 5518 - 3-flute drill (5xD)



Dec. inch	Diameter		mm	Overall Length	Flute Length	EDP #
	Fract. inch	Wire / letter				
0.1181			3.000	66.0	28.0	9055180030000
0.1220			3.100	66.0	28.0	9055180031000
0.1260			3.200	66.0	28.0	9055180032000
0.1299			3.300	66.0	28.0	9055180033000
0.1378			3.500	66.0	28.0	9055180035000
0.1457			3.700	66.0	28.0	9055180037000
0.1496		25	3.800	74.0	36.0	9055180038000
0.1575			4.000	74.0	36.0	9055180040000
0.1614			4.100	74.0	36.0	9055180041000
0.1654			4.200	74.0	36.0	9055180042000
0.1772		16	4.500	74.0	36.0	9055180045000
0.1890		12	4.800	74.0	36.0	9055180048000
0.1969			5.000	82.0	44.0	9055180050000
0.2008			5.100	82.0	44.0	9055180051000
0.2047			5.200	82.0	44.0	9055180052000
0.2087			5.300	82.0	44.0	9055180053000
0.2165			5.500	82.0	44.0	9055180055000
0.2283			5.800	82.0	44.0	9055180058000
0.2362			6.000	82.0	44.0	9055180060000
0.2402			6.100	91.0	53.0	9055180061000
0.2441			6.200	91.0	53.0	9055180062000
0.2520			6.400	91.0	53.0	9055180064000
0.2559			6.500	91.0	53.0	9055180065000
0.2638			6.700	91.0	53.0	9055180067000
0.2677			6.800	91.0	53.0	9055180068000
0.2717			6.900	91.0	53.0	9055180069000
0.2756			7.000	91.0	53.0	9055180070000
0.2795			7.100	91.0	53.0	9055180071000
0.2913			7.400	91.0	53.0	9055180074000
0.2953			7.500	91.0	53.0	9055180075000
0.3071			7.800	91.0	53.0	9055180078000
0.3150			8.000	91.0	53.0	9055180080000
0.3189			8.100	103.0	61.0	9055180081000
0.3228		P	8.200	103.0	61.0	9055180082000
0.3307			8.400	103.0	61.0	9055180084000
0.3346			8.500	103.0	61.0	9055180085000
0.3386			8.600	103.0	61.0	9055180086000
0.3425			8.700	103.0	61.0	9055180087000
0.3465			8.800	103.0	61.0	9055180088000
0.3543			9.000	103.0	61.0	9055180090000
0.3583			9.100	103.0	61.0	9055180091000
0.3740			9.500	103.0	61.0	9055180095000
0.3858		W	9.800	103.0	61.0	9055180098000

Dec. inch	Diameter		mm	Overall Length	Flute Length	EDP #
	Fract. inch	Wire / letter				
0.3937			10.000	103.0	61.0	9055180100000
0.3976			10.100	118.0	71.0	9055180101000
0.4016			10.200	118.0	71.0	9055180102000
0.4055			10.300	118.0	71.0	9055180103000
0.4134			10.500	118.0	71.0	9055180105000
0.4331			11.000	118.0	71.0	9055180110000
0.4409			11.200	118.0	71.0	9055180112000
0.4528			11.500	118.0	71.0	9055180115000
0.4646			11.800	118.0	71.0	9055180118000
0.4724			12.000	118.0	71.0	9055180120000
0.4764			12.100	124.0	77.0	9055180121000
0.4921			12.500	124.0	77.0	9055180125000
0.5118			13.000	124.0	77.0	9055180130000
0.5315			13.500	124.0	77.0	9055180135000
0.5512			14.000	124.0	77.0	9055180140000
0.5709			14.500	133.0	83.0	9055180145000
0.5906			15.000	133.0	83.0	9055180150000
0.6102			15.500	133.0	83.0	9055180155000
0.6299			16.000	133.0	83.0	9055180160000
0.6496			16.500	143.0	93.0	9055180165000
0.6693			17.000	143.0	93.0	9055180170000
0.6890			17.500	143.0	93.0	9055180175000
0.7087			18.000	143.0	93.0	9055180180000
0.7283			18.500	153.0	101.0	9055180185000
0.7480			19.000	153.0	101.0	9055180190000
0.7677			19.500	153.0	101.0	9055180195000
0.7874			20.000	153.0	101.0	9055180200000

Shank Diameter information, Series 5518:

from diameter	to diameter	shank diameter =	from diameter	to diameter	shank diameter =
3.0 mm	6.0 mm	6.0 mm	12.1	14.0	14.0
6.1	8.0	8.0	14.1	16.0	16.0
8.1	10.0	10.0	16.1	18.0	18.0
10.1	12.0	12.0	18.1	20.0	20.0

Free Toolfinder Software

Find the best-suited Guhring cutting tools for your application -- quickly and easily -- with **Guhring Navigator**. Go to www.guhring.com and click on the icon to test drive this software.



www.GUHRING.com

3-Flute High Precision Carbide Drills

- Reduces cycle time and increases part quality
- GS 200 U self-centering 150° spiral point eliminates need for spot drilling
- 3-flute drill provides reamer class part surface finish
- Bright finish (#1452)

- TiN coated (#609)
- Reinforced straight shank
- h7 tolerance on cut and shank diameter
- Applications: Steels, cast iron, Ti & Ni alloys



Series 1452 - 3-flute drill (5xD)

Series 609 - 3-flute drill (5xD)

Diameter				Overall Length	Flute Length	1452 EDP #	609 EDP #
Dec. inch	Fract. inch	Wire / letter	mm				
0.1181			3.000	46.0	22.0	9014520030000	9006090030000
0.1201		31	3.050	46.0	22.0	9014520030500	
0.1220			3.100	49.0	24.0	9014520031000	9006090031000
0.1248	1/8		3.170	49.0	24.0	9014520031700	9006090031700
0.1260			3.200	49.0	24.0	9014520032000	9006090032000
0.1299			3.300	49.0	24.0	9014520033000	9006090033000
0.1339			3.400	52.0	27.0	9014520034000	9006090034000
0.1358		29	3.450	52.0	27.0	9014520034500	
0.1378			3.500	52.0	27.0	9014520035000	9006090035000
0.1406	9/64	28	3.570	52.0	27.0	9014520035700	9006090035700
0.1417			3.600	52.0	27.0	9014520036000	9006090036000
0.1457			3.700	52.0	27.0	9014520037000	9006090037000
0.1496		25	3.800	55.0	30.0	9014520038000	9006090038000
0.1535			3.900	55.0	30.0	9014520039000	9006090039000
0.1563	5/32		3.970	55.0	30.0	9014520039700	9006090039700
0.1575			4.000	55.0	30.0	9014520040000	9006090040000
0.1614			4.100	55.0	30.0	9014520041000	9006090041000
0.1654			4.200	55.0	30.0	9014520042000	9006090042000
0.1693		18	4.300	58.0	32.0	9014520043000	9006090043000
0.1720	11/64		4.370	58.0	32.0	9014520043700	9006090043700
0.1732			4.400	58.0	32.0	9014520044000	9006090044000
0.1772		16	4.500	58.0	32.0	9014520045000	9006090045000
0.1811			4.600	58.0	32.0	9014520046000	9006090046000
0.1850		13	4.700	58.0	32.0	9014520047000	9006090047000
0.1874	3/16		4.760	62.0	35.0	9014520047600	9006090047600
0.1890		12	4.800	62.0	35.0	9014520048000	9006090048000
0.1929			4.900	62.0	35.0	9014520049000	9006090049000
0.1969			5.000	62.0	35.0	9014520050000	9006090050000
0.2008			5.100	62.0	35.0	9014520051000	9006090051000
0.2031	13/64		5.160	62.0	35.0	9014520051600	9006090051600
0.2047			5.200	62.0	35.0	9014520052000	9006090052000
0.2087			5.300	62.0	35.0	9014520053000	9006090053000
0.2126			5.400	66.0	39.0	9014520054000	9006090054000
0.2165			5.500	66.0	39.0	9014520055000	9006090055000
0.2189	7/32		5.560	66.0	39.0	9014520055600	9006090055600
0.2205			5.600	66.0	39.0	9014520056000	9006090056000
0.2244			5.700	66.0	39.0	9014520057000	9006090057000
0.2283			5.800	66.0	39.0	9014520058000	9006090058000
0.2323			5.900	66.0	39.0	9014520059000	9006090059000
0.2343	15/64		5.950	66.0	39.0	9014520059500	9006090059500
0.2362			6.000	66.0	39.0	9014520060000	9006090060000
0.2402			6.100	70.0	42.0	9014520061000	9006090061000
0.2421		C	6.150	70.0	42.0	9014520061500	
0.2441			6.200	70.0	42.0	9014520062000	9006090062000
0.2480			6.300	70.0	42.0	9014520063000	9006090063000
0.2500	1/4	E	6.350	70.0	42.0	9014520063500	9006090063500
0.2520			6.400	70.0	42.0	9014520064000	9006090064000
0.2559			6.500	70.0	42.0	9014520065000	9006090065000
0.2598			6.600	70.0	42.0	9014520066000	9006090066000
0.2638			6.700	70.0	42.0	9014520067000	9006090067000
0.2657	17/64	H	6.750	74.0	45.0	9014520067500	9006090067500
0.2677			6.800	74.0	45.0	9014520068000	9006090068000
0.2717		I	6.900	74.0	45.0	9014520069000	9006090069000
0.2756			7.000	74.0	45.0	9014520070000	9006090070000
0.2795			7.100	74.0	45.0	9014520071000	9006090071000
0.2811	9/32	K	7.140	74.0	45.0	9014520071400	9006090071400
0.2835			7.200	74.0	45.0	9014520072000	9006090072000
0.2874			7.300	74.0	45.0	9014520073000	9006090073000
0.2913			7.400	74.0	45.0	9014520074000	9006090074000
0.2953			7.500	74.0	45.0	9014520075000	9006090075000
0.2969	19/64		7.540	79.0	48.0	9014520075400	9006090075400
0.2992			7.600	79.0	48.0	9014520076000	9006090076000

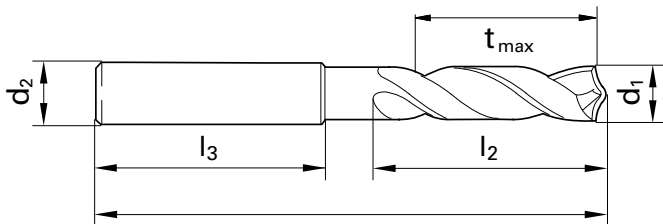
Diameter				Overall Length	Flute Length	1452 EDP #	609 EDP #
Dec. inch	Fract. inch	Wire / letter	mm				
0.3031			7.700	79.0	48.0	9014520077000	9006090077000
0.3071			7.800	79.0	48.0	9014520078000	9006090078000
0.3110			7.900	79.0	48.0	9014520079000	9006090079000
0.3126	5/16		7.940	79.0	48.0	9014520079400	9006090079400
0.3150			8.000	79.0	48.0	9014520080000	9006090080000
0.3189			8.100	79.0	48.0	9014520081000	9006090081000
0.3228		P	8.200	79.0	48.0	9014520082000	9006090082000
0.3268			8.300	79.0	48.0	9014520083000	9006090083000
0.3280	21/64		8.330	79.0	48.0	9014520083300	9006090083300
0.3307			8.400	79.0	48.0	9014520084000	9006090084000
0.3319		Q	8.430	79.0	48.0	9014520084300	
0.3346			8.500	79.0	48.0	9014520085000	9006090085000
0.3386			8.600	84.0	52.0	9014520086000	9006090086000
0.3425			8.700	84.0	52.0	9014520087000	9006090087000
0.3437	11/32		8.730	84.0	52.0	9014520087300	9006090087300
0.3465			8.800	84.0	52.0	9014520088000	9006090088000
0.3504			8.900	84.0	52.0	9014520089000	9006090089000
0.3543			9.000	84.0	52.0	9014520090000	9006090090000
0.3583			9.100	84.0	52.0	9014520091000	9006090091000
0.3594	23/64		9.130	84.0	52.0	9014520091300	9006090091300
0.3622			9.200	84.0	52.0	9014520092000	9006090092000
0.3661			9.300	84.0	52.0	9014520093000	9006090093000
0.3701			9.400	84.0	52.0	9014520094000	9006090094000
0.3740			9.500	84.0	52.0	9014520095000	9006090095000
0.3748	3/8		9.520	89.0	55.0	9014520095200	9006090095200
0.3780			9.600	89.0	55.0	9014520096000	9006090096000
0.3819			9.700	89.0	55.0	9014520097000	9006090097000
0.3858		W	9.800	89.0	55.0	9014520098000	9006090098000
0.3898			9.900	89.0	55.0	9014520099000	9006090099000
0.3906	25/64		9.920	89.0	55.0	9014520099200	9006090099200
0.3937			10.000	89.0	55.0	9014520100000	9006090100000
0.3976			10.100	89.0	55.0	9014520101000	9006090101000
0.4016			10.200	89.0	55.0	9014520102000	9006090102000
0.4055			10.300	89.0	55.0	9014520103000	9006090103000
0.4063	13/32		10.320	89.0	55.0	9014520103200	9006090103200
0.4094			10.400	89.0	55.0	9014520104000	9006090104000
0.4134			10.500	89.0	55.0	9014520105000	9006090105000
0.4173			10.600	89.0	55.0	9014520106000	9006090106000
0.4213			10.700	95.0	60.0	9014520107000	9006090107000
0.4220	27/64		10.720	95.0	60.0	9014520107200	9006090107200
0.4252			10.800	95.0	60.0	9014520108000	9006090108000
0.4291			10.900	95.0	60.0	9014520109000	9006090109000
0.4331			11.000	95.0	60.0	9014520110000	9006090110000
0.4370			11.100	95.0	60.0	9014520111000	9006090111000
0.4374	7/16		11.110	95.0	60.0	9014520111100	9006090111100
0.4409			11.200	95.0	60.0	9014520112000	9006090112000
0.4449			11.300	95.0	60.0	9014520113000	9006090113000
0.4488			11.400	95.0	60.0	9014520114000	9006090114000
0.4528			11.500	95.0	60.0	9014520115000	9006090115000
0.4531	29/64		11.510	95.0	60.0	9014520115100	9006090115100
0.4567			11.600	95.0	60.0	9014520116000	9006090116000
0.4606			11.700	95.0	60.0	9014520117000	9006090117000
0.4646			11.800	95.0	60.0	9014520118000	9006090118000
0.4685			11.900	102.0	65.0	9014520119000	9006090119000
0.4689	15/32		11.910	102.0	65.0	9014520119100	9006090119100
0.4724			12.000	102.0	65.0	9014520120000	9006090120000
0.4764			12.100	102.0	65.0	9014520121000	9006090121000
0.4803			12.200	102.0	65.0	9014520122000	9006090122000
0.4843	31/64		12.300	102.0	65.0	9014520123000	9006090123000
0.4882			12.400	102.0	65.0	9014520124000	9006090124000
0.4921			12.500	102.0	65.0	9014520125000	9006090125000
0.4961			12.600	102.0	65.0	9014520126000	9006090126000

*Shank diameter information available on page 44

Diameter				Overall Length	Flute Length	1452 EDP #	609 EDP #
Dec. inch	Fract. inch	Wire / letter	mm				
0.5000	1/2		12.700	102.0	65.0	9014520127000	9006090127000
0.5039			12.800	102.0	65.0	9014520128000	9006090128000
0.5079			12.900	102.0	65.0	9014520129000	9006090129000
0.5118			13.000	102.0	65.0	9014520130000	9006090130000
0.5157	33/64		13.100	102.0	65.0	9014520131000	9006090131000
0.5197			13.200	102.0	65.0	9014520132000	9006090132000
0.5236			13.300	107.0	66.0	9014520133000	9006090133000
0.5276			13.400	107.0	66.0	9014520134000	9006090134000
0.5315			13.500	107.0	66.0	9014520135000	9006090135000
0.5354			13.600	107.0	66.0	9014520136000	9006090136000
0.5394			13.700	107.0	66.0	9014520137000	9006090137000
0.5433			13.800	107.0	66.0	9014520138000	9006090138000
0.5472			13.900	107.0	66.0	9014520139000	9006090139000
0.5512			14.000	107.0	66.0	9014520140000	9006090140000
0.5551			14.100	111.0	70.0	9014520141000	9006090141000
0.5591			14.200	111.0	70.0	9014520142000	9006090142000
0.5626	9/16		14.290	111.0	70.0	9014520142900	9006090142900
0.5637			14.300	111.0	70.0	9014520143000	9006090143000
0.5669			14.400	111.0	70.0	9014520144000	9006090144000
0.5709			14.500	111.0	70.0	9014520145000	9006090145000
0.5748			14.600	111.0	70.0	9014520146000	9006090146000
0.5787			14.700	111.0	70.0	9014520147000	9006090147000
0.5827			14.800	111.0	70.0	9014520148000	9006090148000
0.5866			14.900	111.0	70.0	9014520149000	9006090149000

Diameter				Overall Length	Flute Length	1452 EDP #	609 EDP #
Dec. inch	Fract. inch	Wire / letter	mm				
0.5906			15.000	111.0	70.0	9014520150000	9006090150000
0.5945			15.100	115.0	73.0	9014520151000	9006090151000
0.5984			15.200	115.0	73.0	9014520152000	9006090152000
0.6024			15.300	115.0	73.0	9014520153000	9006090153000
0.6063			15.400	115.0	73.0	9014520154000	9006090154000
0.6102			15.500	115.0	73.0	9014520155000	9006090155000
0.6142			15.600	115.0	73.0	9014520156000	9006090156000
0.6181			15.700	115.0	73.0	9014520157000	9006090157000
0.6220			15.800	115.0	73.0	9014520158000	9006090158000
0.6248	5/8		15.870	115.0	73.0	9014520158700	9006090158700
0.6260			15.900	115.0	73.0	9014520159000	9006090159000
0.6299			16.000	115.0	73.0	9014520160000	
0.6406	41/64		16.270	115.0	73.0	9014520162700	
0.6496			16.500	119.0	73.0	9014520165000	
0.6563	21/32		16.670	119.0	73.0	9014520166700	
0.6693			17.000	119.0	73.0	9014520170000	9006090170000
0.6874	11/16		17.460	123.0	76.0	9014520174600	
0.6890			17.500	123.0	76.0	9014520175000	
0.7087			18.000	123.0	76.0	9014520180000	9006090180000
0.7283			18.500	127.0	76.0	9014520185000	9006090185000
0.7480			19.000	127.0	76.0	9014520190000	9006090190000
0.7500	3/4		19.050	131.0	79.0	9014520190500	9006090190500
0.7677			19.500	131.0	79.0	9014520195000	9006090195000
0.7874			20.000	131.0	79.0	9014520200000	9006090200000

$$t_{max} = l_2 - (1.5 \times d_1)$$




Shank Diameter information, Series 1452, 609:

from diameter	to diameter	shank diameter =	from diameter	to diameter	shank diameter =
3.0 mm	6.0 mm	6.0 mm	12.1	14.0	14.0
6.1	8.0	8.0	14.1	16.0	16.0
8.1	10.0	10.0	16.1	18.0	18.0
10.1	12.0	12.0	18.1	20.0	20.0

NC Spot Drills - Series 723, 724, 546

· Carbide, standard length, straight shank, bright finish

Series						723	724	546
						Point angle		
						90°	120°	142°
Order Code	dec.	fract.	mm	l1	l2	EDP Number	EDP Number	EDP Number
4.00	0.1575		4.000	55.00	12.00			9005460040000
5.00	0.1969		5.000	62.00	14.00	9007230050000	9007240050000	9005460050000
6.00	0.2362		6.000	66.00	16.00	9007230060000	9007240060000	9005460060000
6.35	0.2500	1/4	6.350	70.00	17.00	9007230063500	9007240063500	
8.00	0.3150		8.000	79.00	21.00	9007230080000	9007240080000	9005460080000
9.52	0.3748	3/8	9.520	89.00	25.00	9007230095200	9007240095200	
10.00	0.3937		10.000	89.00	25.00	9007230100000	9007240100000	9005460100000
12.00	0.4724		12.000	102.00	30.00	9007230120000	9007240120000	9005460120000
12.70	0.5000	1/2	12.700	102.00	30.00	9007230127000	9007240127000	
15.87	0.6248	5/8	15.870	115.00	37.50	9007230158700	9007240158700	
16.00	0.6299		16.000	115.00	37.50	9007230160000	9007240160000	9005460160000
19.05	0.7500	3/4	19.050	131.00	45.00	9007230190500	9007240190500	
20.00	0.7874		20.000	131.00	45.00	9007230200000	9007240200000	9005460200000

TECHNICAL INFORMATION:

For tips on spot and pilot hole drilling, operating speeds and feeds for Guhring drills and much more visit:

www.guhring.com

and click on the **E-LEARNING** tab.

Cobalt Cut Taps - Plug

- 2B class of fit - eliminate the guesswork of finding the right H limit
- ANSI shank and overall length
- Precision ground for perfect threads every time
- Premium cobalt for longer tool life

- Applications: Steel, carbon steel, structural steel, aluminum, brass, bronze
- MolyGlide® non-stick coating is recommended for soft or gummy materials such as aluminum, brass, bronze and some mild steels

UNC/UNF




**B · 3.5 - 5
Chamfer Lead**

ANSI length - ANSI shank

Series 3901 - Cobalt, UNC, spiral point, bright finish

Series 3961 - Cobalt, UNC, spiral point, MolyGlide® coated



Size	No. Flutes	Shank dia. inch	Square Size inch	Overall Length inch	2B Approx. Limits	Series 3901 EDP #	Series 3961 EDP #
4-40	3	0.141	0.110	1.882	H2/H3	9039010028450	9039610028450
5-40	3	0.141	0.110	1.941	H2/H3	9039010031750	9039610031750
6-32	3	0.141	0.110	2.000	H3/H4	9039010035050	9039610035050
8-32	3	0.168	0.131	2.130	H3/H4	9039010041660	9039610041660
10-24	3	0.194	0.152	2.382	H3/H4	9039010048260	9039610048260
12-24	3	0.220	0.165	2.382	H3/H4	9039010054860	9039610054860
1/4-20	3	0.255	0.191	2.500	H4/H5	9039010063500	9039610063500
5/16-18	3	0.318	0.238	2.720	H4/H5	9039010079380	9039610079380
3/8-16	3	0.381	0.286	2.941	H5/H6	9039010095250	9039610095250
7/16-14	3	0.323	0.242	3.157	H5/H6	9039010111130	9039610111130
1/2-13	3	0.367	0.275	3.381	H5/H6	9039010127000	9039610127000
9/16-12	3	0.429	0.322	3.591	H5/H6	9039010142880	9039610142880
5/8-11	3	0.480	0.360	3.811	H5/H6	9039010158750	9039610158750
3/4-10	4	0.590	0.442	4.252	H5/H6	9039010190500	9039610190500
7/8-9	4	0.697	0.523	4.689	H6/H7	9039010222250	9039610222250
1-8	4	0.800	0.600	5.130	H6/H7	9039010254000	9039610254000

ANSI length - ANSI shank

Series 3902 - Cobalt, UNF, spiral point, bright finish

Series 3962 - Cobalt, UNF, spiral point, MolyGlide® coated



Size	No. Flutes	Shank dia. inch	Square Size inch	Overall Length inch	2B Approx. Limits	Series 3902 EDP #	Series 3962 EDP #
4-48	3	0.141	0.110	1.882	H2/H3	9039020028450	9039620028450
5-44	3	0.141	0.110	1.941	H2/H3	9039020031750	9039620031750
6-40	3	0.141	0.110	2.000	H2/H3	9039020035050	9039620035050
8-36	3	0.168	0.131	2.130	H2/H3	9039020041660	9039620041660
10-32	3	0.194	0.152	2.382	H3/H4	9039020048260	9039620048260
12-28	3	0.220	0.165	2.382	H3/H4	9039020054860	9039620054860
1/4-28	3	0.255	0.191	2.500	H3/H4	9039020063500	9039620063500
5/16-24	3	0.318	0.238	2.720	H3/H4	9039020079380	9039620079380
3/8-24	3	0.381	0.286	2.941	H3/H4	9039020095250	9039620095250
7/16-20	3	0.323	0.242	3.157	H4/H5	9039020111130	9039620111130
1/2-20	3	0.367	0.275	3.381	H4/H5	9039020127000	9039620127000
9/16-18	3	0.429	0.322	3.591	H4/H5	9039020142880	9039620142880
5/8-18	3	0.480	0.360	3.811	H4/H5	9039020158750	9039620158750
3/4-16	4	0.590	0.442	4.252	H5/H6	9039020190500	9039620190500
7/8-14	4	0.697	0.523	4.689	H6/H7	9039020222250	9039620222250
1-12	4	0.800	0.600	5.130	H6/H7	9039020254000	9039620254000

Cobalt Cut Taps - Plug

· 6H class of fit, ANSI shank and overall length

Metric



**B · 3.5 - 5
Chamfer Lead**

ANSI length - ANSI shank

Series 3900 - Cobalt, Metric, spiral point, bright finish

Series 3960 - Cobalt, Metric, spiral point, MolyGlide® coated



Size	No. Flutes	Shank dia. inch	Square Size inch	Overall Length inch	2B Approx. Limits	Series 3900 EDP #	Series 3960 EDP #
M2 X 0.40	3	0.141	0.110	1.752	D2/D3	903900020000	9039600020000
M3 X 0.50	3	0.141	0.110	1.941	D2/D3	903900030000	9039600030000
M4 X 0.70	3	0.168	0.131	2.130	D3/D4	903900040000	9039600040000
M5 X 0.80	3	0.194	0.152	2.382	D3/D4	903900050000	9039600050000
M6 X 1.00	3	0.255	0.191	2.500	D4/D5	903900060000	9039600060000
M8 X 1.25	3	0.318	0.238	2.720	D4/D5	903900080000	9039600080000
M10 X 1.50	3	0.381	0.286	2.941	D4/D5	903900100000	9039600100000
M12 X 1.75	3	0.367	0.275	3.381	D5/D6	903900120000	9039600120000
M14 X 2.00	3	0.429	0.322	3.591	D5/D6	903900140000	9039600140000
M16 X 2.00	3	0.480	0.360	3.811	D6/D7	903900160000	9039600160000
M18 X 2.50	4	0.542	0.406	4.031	D6/D7	903900180000	9039600180000
M20 X 2.50	4	0.652	0.489	4.469	D6/D7	903900200000	9039600200000

Semi-bottoming Cobalt Cut Taps

· 6H class of fit, ANSI shank and overall length

Metric



**C · 2-3
Chamfer Lead**

ANSI length - ANSI shank

Series 3903 - Cobalt, Metric, 40° helix, bright finish

Series 3963 - Cobalt, Metric, 40° helix, MolyGlide® coated



Size	No. Flutes	Shank dia. inch	Square Size inch	Overall Length inch	2B Approx. Limits	Series 3903 EDP #	Series 3963 EDP #
M2 X 0.40	3	0.141	0.110	1.752	D2/D3	9039030020000	9039630020000
M3 X 0.50	3	0.141	0.110	1.941	D2/D3	9039030030000	9039630030000
M4 X 0.70	3	0.168	0.131	2.130	D3/D4	9039030040000	9039630040000
M5 X 0.80	3	0.194	0.152	2.382	D3/D4	9039030050000	9039630050000
M6 X 1.00	3	0.255	0.191	2.500	D4/D5	9039030060000	9039630060000
M8 X 1.25	3	0.318	0.238	2.720	D4/D5	9039030080000	9039630080000
M10 X 1.50	3	0.381	0.286	2.941	D4/D5	9039030100000	9039630100000
M12 X 1.75	3	0.367	0.275	3.381	D5/D6	9039030120000	9039630120000
M14 X 2.00	3	0.429	0.322	3.591	D5/D6	9039030140000	9039630140000
M16 X 2.00	3	0.480	0.360	3.811	D6/D7	9039030160000	9039630160000
M18 X 2.50	4	0.542	0.406	4.031	D6/D7	9039030180000	9039630180000
M20 X 2.50	4	0.652	0.489	4.469	D6/D7	9039030200000	9039630200000

What's the correct drill size for my tap?

Gühring has an easy-to-use Tap Drill Calculator to help you determine the correct drill size for a given tapped hole size.

The calculator can work in mm, inch or wire sizes, and returns both metric and inch drill diameter values.

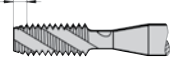
Go to WWW.GUHRING.COM, click on the Technical tab, and the Tap Drill Calculator is the first option listed on the left-hand menu.

Semi-bottoming Cobalt Cut Taps

- 2B class of fit - eliminate the guesswork of finding the right H limit
- ANSI shank and overall length
- Precision ground for perfect threads every time
- Premium cobalt for longer tool life

- Applications: Steel, carbon steel, structural steel, aluminum, brass, bronze
- MolyGlide® non-stick coating is recommended for soft or gummy materials such as aluminum, brass, bronze and some mild steels

UNC/UNF



C · 2-3
Chamfer Lead

ANSI length - ANSI shank

Series 3904 - Cobalt, UNC, 40° helix, bright finish

Series 3964 - Cobalt, UNC, 40° helix, MolyGlide® coated



Size	No. Flutes	Shank dia. inch	Square Size inch	Overall Length inch	2B Approx. Limits	Series 3904 EDP #	Series 3964 EDP #
4-40	3	0.141	0.110	1.882	H2/H3	9039040028450	9039640028450
5-40	3	0.141	0.110	1.941	H2/H3	9039040031750	9039640031750
6-32	3	0.141	0.110	2.000	H3/H4	9039040035050	9039640035050
8-32	3	0.168	0.131	2.130	H3/H4	9039040041660	9039640041660
10-24	3	0.194	0.152	2.382	H3/H4	9039040048260	9039640048260
12-24	3	0.220	0.165	2.382	H3/H4	9039040054860	9039640054860
1/4-20	3	0.255	0.191	2.500	H4/H5	9039040063500	9039640063500
5/16-18	3	0.318	0.238	2.720	H4/H5	9039040079380	9039640079380
3/8-16	3	0.381	0.286	2.941	H5/H6	9039040095250	9039640095250
7/16-14	3	0.323	0.242	3.157	H5/H6	9039040111130	9039640111130
1/2-13	3	0.367	0.275	3.381	H5/H6	9039040127000	9039640127000
9/16-12	3	0.429	0.322	3.591	H5/H6	9039040142880	9039640142880
5/8-11	3	0.480	0.360	3.811	H5/H6	9039040158750	9039640158750
3/4-10	4	0.590	0.442	4.252	H5/H6	9039040190500	9039640190500
7/8-9	4	0.697	0.523	4.689	H6/H7	9039040222250	9039640222250
1-8	4	0.800	0.600	5.130	H6/H7	9039040254000	9039640254000

ANSI length - ANSI shank

Series 3905 - Cobalt, UNF, 40° helix, bright finish

Series 3965 - Cobalt, UNF, 40° helix, MolyGlide® coated

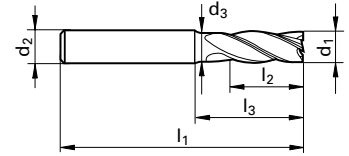


Size	No. Flutes	Shank dia. inch	Square Size inch	Overall Length inch	2B Approx. Limits	Series 3905 EDP #	Series 3965 EDP #
4-48	3	0.141	0.110	1.882	H2/H3	9039050028450	9039650028450
5-44	3	0.141	0.110	1.941	H2/H3	9039050031750	9039650031750
6-40	3	0.141	0.110	2.000	H2/H3	9039050035050	9039650035050
8-36	3	0.168	0.131	2.130	H2/H3	9039050041660	9039650041660
10-32	3	0.194	0.152	2.382	H3/H4	9039050048260	9039650048260
12-28	3	0.220	0.165	2.382	H3/H4	9039050054860	9039650054860
1/4-28	3	0.255	0.191	2.500	H3/H4	9039050063500	9039650063500
5/16-24	3	0.318	0.238	2.720	H3/H4	9039050079380	9039650079380
3/8-24	3	0.381	0.286	2.941	H3/H4	9039050095250	9039650095250
7/16-20	3	0.323	0.242	3.157	H4/H5	9039050111130	9039650111130
1/2-20	3	0.367	0.275	3.381	H4/H5	9039050127000	9039650127000
9/16-18	3	0.429	0.322	3.591	H4/H5	9039050142880	9039650142880
5/8-18	3	0.480	0.360	3.811	H4/H5	9039050158750	9039650158750
3/4-16	4	0.590	0.442	4.252	H5/H6	9039050190500	9039650190500
7/8-14	4	0.697	0.523	4.689	H6/H7	9039050222250	9039650222250
1-12	4	0.800	0.600	5.130	H6/H7	9039050254000	9039650254000

RF 100 U Variable Helix End Mills

- An excellent choice for the job shop environment
- Variable helix dampens vibration and delivers improved surface finish quality
- 35°/38° variable helix design
- Sub-micro grain carbide for added tool life
- FIREX® coating provides outstanding heat and wear resistance
- Low radial rake and radial relief for cutting edge strength
- Applications: Steel, alloyed steel, cast iron, brass, aerospace alloys

Series 3731 - Stub length (Metric)



Cut Diameter mm (d1)	Shank Diameter mm (d2)	Length of Cut mm (l2)	OAL mm (l1)	No. Flutes	Series 3731	
					HB	EDP #
6.000	6.000	10.00	54.00	4	○	9037310060000
8.000	8.000	12.00	58.00	4	○	9037310080000
10.000	10.000	14.00	66.00	4	○	9037310100000
12.000	12.000	16.00	73.00	4	○	9037310120000
14.000	14.000	18.00	75.00	4	○	9037310140000
16.000	16.000	22.00	82.00	4	○	9037310160000
18.000	18.000	24.00	84.00	4	○	9037310180000
20.000	20.000	26.00	92.00	4	○	9037310200000

Series 3113 / 3099 - Stub length (Inch)



Cut Diameter mm (d1)	Shank Diameter mm (d2)	Length of Cut mm (l2)	OAL mm (l1)	No. Flutes	Series 3113		Series 3099	
					HA	EDP #	HB	EDP #
3/16	3/16	3/8	2	4	●	9031130047600		
1/4	1/4	1/2	2	4	●	9031130063500		
5/16	5/16	1/2	2	4	●	9031130079400		
3/8	3/8	5/8	2	4	●	9031130095200	●	9030990095200
1/2	1/2	5/8	2 1/2	4	●	9031130127000	●	9030990127000
5/8	5/8	3/4	3	4	●	9031130158700	●	9030990158700
3/4	3/4	1	3	4	●	9031130190500	●	9030990190500
1	1	1	3	4	●	9031130254000	●	9030990254000

Series 3114 / 3100 - Standard length (Inch)



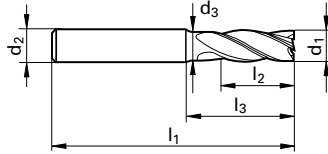
Cut Diameter mm (d1)	Shank Diameter mm (d2)	Length of Cut mm (l2)	OAL mm (l1)	No. Flutes	Series 3114		Series 3100	
					HA	EDP #	HB	EDP #
3/16	3/16	5/8	2	4	●	9031140047600		
1/4	1/4	3/4	2 1/2	4	●	9031140063500		
5/16	5/16	13/16	2 1/2	4	●	9031140079400		
3/8	3/8	1	2 1/2	4	●	9031140095200	●	9031000095200
7/16	7/16	1	2 3/4	4	●	9031140111100		
1/2	1/2	1	3	4	●	9031140127000	●	9031000127000
5/8	5/8	1 1/4	3 1/2	4	●	9031140158700	●	9031000158700
3/4	3/4	1 1/2	4	4	●	9031140190500	●	9031000190500
1	1	1 1/2	4	4	●	9031140254000	●	9031000254000

Series 3736 / 3732 - Standard length (Metric)



Cut Diameter mm (d1)	Shank Diameter mm (d2)	Length of Cut mm (l2)	OAL mm (l1)	No. Flutes	Series 3736		Series 3732	
					HA	EDP #	HB	EDP #
4.000	6.000	11.00	57.00	4	●	9037360040000	○	9037320040000
5.000	6.000	13.00	57.00	4	●	9037360050000	○	9037320050000
6.000	6.000	13.00	57.00	4	●	9037360060000	○	9037320060000
8.000	8.000	19.00	63.00	4	●	9037360080000	○	9037320080000
10.000	10.000	22.00	72.00	4	●	9037360100000	○	9037320100000
12.000	12.000	26.00	83.00	4	●	9037360120000	○	9037320120000
14.000	14.000	26.00	83.00	4	●	9037360140000	○	9037320140000
16.000	16.000	32.00	92.00	4	●	9037360160000	○	9037320160000
18.000	18.000	32.00	92.00	4	●	9037360180000	○	9037320180000
20.000	20.000	38.00	104.00	4	●	9037360200000	○	9037320200000
25.000	25.000	45.00	121.00	4	●	9037360250000	○	9037320250000

RF 100 U Variable Helix End Mills



Series 3627 - Extra length with neck clearance (Metric)



Cut Diameter mm (d1)	Shank Diameter mm (d2)	Length of Cut mm (l2)	OAL mm (l1)	No. Flutes	Series 3627	
					HA	Series 3627 EDP #
10.000	10.000	40.00	100.00	4	●	9036270100000
12.000	12.000	45.00	150.00	4	●	9036270120000
14.000	14.000	45.00	150.00	4	●	9036270140000
16.000	16.000	65.00	150.00	4	●	9036270160000
18.000	18.000	65.00	150.00	4	●	9036270180000
20.000	20.000	65.00	150.00	4	●	9036270200000
25.000	25.000	75.00	150.00	4	●	9036270250000

Series 3837 / 3838 - Long length with neck clearance (Metric)



Cut Diameter mm (d1)	Shank Diameter mm (d2)	Length of Cut mm (l2)	OAL mm (l1)	OAL mm	Neck length mm	No. Flutes	Series 3837		Series 3838	
							HA	Series 3837 EDP #	HB	Series 3838 EDP #
6.000	6.000	5.500	13.00	65.00	29.00	4	●	9038370060000	○	9038380060000
8.000	8.000	7.500	19.00	75.00	39.00	4	●	9038370080000	○	9038380080000
10.000	10.000	9.200	22.00	80.00	40.00	4	●	9038370100000	○	9038380100000
12.000	12.000	11.200	26.00	93.00	48.00	4	●	9038370120000	○	9038380120000
16.000	16.000	15.000	32.00	108.00	60.00	4	●	9038370160000	○	9038380160000
20.000	20.000	19.000	38.00	126.00	76.00	4	●	9038370200000	○	9038380200000

Series 3839 / 3871 - Long length with neck clearance (Metric)



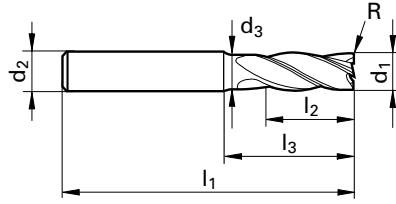
Cut Diameter mm (d1)	Shank Diameter mm (d2)	Length of Cut mm (l2)	OAL mm (l1)	OAL mm	Neck length mm	No. Flutes	Series 3839		Series 3871	
							HA	Series 3839 EDP #	HB	Series 3871 EDP #
6.000	6.000	5.500	18.00	65.00	29.00	4	●	9038390060000	○	9038710060000
8.000	8.000	7.500	24.00	75.00	39.00	4	●	9038390080000	○	9038710080000
10.000	10.000	9.200	30.00	80.00	40.00	4	●	9038390100000	○	9038710100000
12.000	12.000	11.200	36.00	93.00	48.00	4	●	9038390120000	○	9038710120000
16.000	16.000	15.000	48.00	108.00	60.00	4	●	9038390160000	○	9038710160000
20.000	20.000	19.000	60.00	126.00	76.00	4	●	9038390200000	○	9038710200000

Series 3893 / 3894 - 3-flute end mill Standard length, stub flute length w/neck clearance (Metric)



Cut Diameter mm (d1)	Shank Diameter mm (d2)	Length of Cut mm (l2)	OAL mm (l1)	OAL mm	Neck length mm	No. Flutes	Series 3893		Series 3894	
							HA	Series 3893 EDP #	HB	Series 3894 EDP #
3.000	6.000	2.700	4.00	57.00	15.00	3	●	9038930030000	○	9038940030000
4.000	6.000	3.700	5.00	57.00	18.00	3	●	9038930040000	○	9038940040000
5.000	6.000	4.500	6.00	57.00	18.00	3	●	9038930050000	○	9038940050000
6.000	6.000	5.500	7.00	57.00	21.00	3	●	9038930060000	○	9038940060000
8.000	8.000	7.500	9.00	63.00	27.00	3	●	9038930080000	○	9038940080000
10.000	10.000	9.200	11.00	72.00	32.00	3	●	9038930100000	○	9038940100000
12.000	12.000	11.200	12.00	83.00	38.00	3	●	9038930120000	○	9038940120000
16.000	16.000	15.000	16.00	92.00	44.00	3	●	9038930160000	○	9038940160000

RF 100 U Variable Helix End Mills



Series 3891 / 3892 - 3-flute end mill Standard length with neck clearance (Metric)



Cut Diameter mm (d1)	Shank Diameter mm (d2)	Length of Cut mm (l2)	OAL mm (l1)	OAL mm	Neck length mm	No. Flutes	Series 3891	Series 3891	Series 3892	Series 3892
							HA	EDP #	HB	EDP #
3.00	6.00	8.00	57.00	8.00	15.00	3	●	9038910030000	○	9038920030000
3.50	6.00	10.00	57.00	10.00	15.00	3	●	9038910035000	○	9038920035000
3.70	6.00	11.00	57.00	11.00	15.00	3	●	9038910037000	○	9038920037000
4.00	6.00	11.00	57.00	11.00	18.00	3	●	9038910040000	○	9038920040000
4.50	6.00	11.00	57.00	11.00	18.00	3	●	9038910045000	○	9038920045000
4.70	6.00	13.00	57.00	13.00	18.00	3	●	9038910047000	○	9038920047000
5.00	6.00	13.00	57.00	13.00	18.00	3	●	9038910050000	○	9038920050000
5.50	6.00	13.00	57.00	13.00	18.00	3	●	9038910055000	○	9038920055000
5.70	6.00	13.00	57.00	13.00	18.00	3	●	9038910057000	○	9038920057000
6.00	6.00	13.00	57.00	13.00	21.00	3	●	9038910060000	○	9038920060000
6.50	8.00	16.00	63.00	16.00	27.00	3	●	9038910065000	○	9038920065000
7.00	8.00	16.00	63.00	16.00	27.00	3	●	9038910070000	○	9038920070000
7.50	8.00	19.00	63.00	19.00	27.00	3	●	9038910075000	○	9038920075000
8.00	8.00	19.00	63.00	19.00	27.00	3	●	9038910080000	○	9038920080000
8.50	10.00	19.00	72.00	19.00	32.00	3	●	9038910085000	○	9038920085000
9.00	10.00	19.00	72.00	19.00	32.00	3	●	9038910090000	○	9038920090000
9.50	10.00	22.00	72.00	22.00	32.00	3	●	9038910095000	○	9038920095000
10.00	10.00	22.00	72.00	22.00	32.00	3	●	9038910100000	○	9038920100000
12.00	12.00	26.00	83.00	26.00	38.00	3	●	9038910120000	○	9038920120000
16.00	16.00	32.00	92.00	32.00	44.00	3	●	9038910160000	○	9038920160000
20.00	20.00	38.00	104.00	38.00	54.00	3	●	9038910200000	○	9038920200000

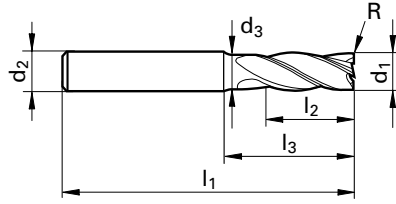
Series 3079 - Standard length with corner radius (inch)



Cut Diameter mm (d1)	Shank Diameter mm (d2)	Length of Cut mm (l2)	OAL mm (l1)	Radius (in.)	No. Flutes	Series 3079	Series 3079
						HB	EDP #
1/4	1/4	3/4	2 1/2	0.015	4	●	9030790063520
1/4	1/4	3/4	2 1/2	0.031	4	●	9030790063540
5/16	5/16	13/16	2 1/2	0.031	4	●	9030790079440
3/8	3/8	1	2 1/2	0.031	4	●	9030790095240
7/16	7/16	1	2 3/4	0.031	4	●	9030790111140
1/2	1/2	1 1/4	3 1/2	0.031	4	●	9030790127040
1/2	1/2	1 1/4	3 1/2	0.040	4	●	9030790127050
1/2	1/2	1 1/4	3 1/2	0.062	4	●	9030790127060
1/2	1/2	1 1/4	3 1/2	0.090	4	●	9030790127070
5/8	5/8	1 1/4	3 1/2	0.031	4	●	9030790158740
5/8	5/8	1 1/4	3 1/2	0.062	4	●	9030790158760
3/4	3/4	1 1/2	4	0.062	4	●	9030790190560
3/4	3/4	1 1/2	4	0.090	4	●	9030790190570
3/4	3/4	1 1/2	4	0.125	4	●	9030790190590
1	1	1 1/2	4	0.062	4	●	9030790254060
1	1	1 1/2	4	0.090	4	●	9030790254070
1	1	1 1/2	4	0.125	4	●	9030790254090

● = stocked in USA ○ = stocked internationally

RF 100 U Variable Helix End Mills



Series 3872 / 3873 -
Standard length with corner radius
and neck clearance (Metric)



Cut Diameter mm (d1)	Shank Diameter mm (d2)	Length of Cut mm (l2)	OAL mm (l1)	Neck Length	Radius (in.)	No. Flutes	Series 3872	Series 3872	Series 3873	Series 3873
							HA	EDP #	HB	EDP #
5.500	6.000	13.00	57.00	21.00	0.5	4	○	9038720060050	○	9038730060050
5.500	6.000	13.00	57.00	21.00	1.0	4	○	9038720060100	○	9038730060100
5.500	6.000	13.00	57.00	21.00	2.0	4	○	9038720060200	○	9038730060200
7.500	8.000	19.00	63.00	27.00	0.5	4	○	9038720080050	○	9038730080050
7.500	8.000	19.00	63.00	27.00	1.0	4	○	9038720080100	○	9038730080100
7.500	8.000	19.00	63.00	27.00	2.0	4	○	9038720080200	○	9038730080200
9.200	10.000	22.00	72.00	32.00	0.5	4	○	9038720100050	○	9038730100050
9.200	10.000	22.00	72.00	32.00	1.0	4	○	9038720100100	○	9038730100100
9.200	10.000	22.00	72.00	32.00	2.0	4	○	9038720100200	○	9038730100200
11.200	12.000	26.00	83.00	38.00	0.5	4	○	9038720120050	○	9038730120050
11.200	12.000	26.00	83.00	38.00	1.0	4	○	9038720120100	○	9038730120100
11.200	12.000	26.00	83.00	38.00	2.0	4	○	9038720120200	○	9038730120200
15.000	16.000	32.00	92.00	44.00	0.5	4	○	9038720160050	○	9038730160050
15.000	16.000	32.00	92.00	44.00	1.0	4	○	9038720160100	○	9038730160100
15.000	16.000	32.00	92.00	44.00	2.0	4	○	9038720160200	○	9038730160200
15.000	16.000	32.00	92.00	44.00	3.0	4	○	9038720160300	○	9038730160300
19.000	20.000	38.00	104.00	54.00	0.5	4	○	9038720200050	○	9038730200050
19.000	20.000	38.00	104.00	54.00	1.0	4	○	9038720200100	○	9038730200100
19.000	20.000	38.00	104.00	54.00	2.0	4	○	9038720200200	○	9038730200200
19.000	20.000	38.00	104.00	54.00	3.0	4	○	9038720200300	○	9038730200300
23.500	25.000	45.00	121.00	65.00	2.0	4	○	9038720250200	○	9038730250200
23.500	25.000	45.00	121.00	65.00	3.0	4	○	9038720250300	○	9038730250300

CNC THREAD MILL PROGRAM GENERATOR

You enter the information - it writes the program.



Visit the **NEW** www.GUHRING.com today!

GUHRING

Select

✓ Guhring Select Drills:

#5524 GU 500 DZ 3xD stub length, PM Cobalt, bright finish
#5523 GU 500 DZ 5xD jobber length, PM Cobalt, bright finish
#5536 GU 500 DZ 10xD jobber length, PM Cobalt, bright finish
#5520 GU 500 DZ 3xD stub length, PM Cobalt, TiN coated
#5519 GU 500 DZ 5xD jobber length, PM Cobalt, TiN coated
#5537 GU 500 DZ 10xD taper length, PM Cobalt, TiN coated
#515 PM Cobalt 3xD GT 500 DZ parabolic drills
#530 PM Cobalt 5xD GT 500 DZ parabolic drills
#223 gen. purpose, stub length, HS steel, bright finish
#205 gen. purpose, jobber length, HS steel, bright finish
#217 gen. purpose, taper length, HS steel, bright finish
#610 gen. purpose, stub length, cobalt, bright finish
#605 gen. purpose, jobber length, cobalt, bright finish
#617 gen. purpose, taper length, cobalt, bright finish
#730 gen. purpose, stub length, carbide, bright finish
#2463 gen. purpose, stub length, carbide, FIREX® coated
#732 gen. purpose, jobber length, carbide, bright finish
#2464 gen. purpose, jobber length, carbide, FIREX® coat
#546 142° NC spot drill, carbide, bright finish
#723 90° NC spot drill, carbide, bright finish
#724 120° NC spot drill, carbide, bright finish
#5514 RT 100 U, high penetration, 3xD, carbide, FIREX®
#5515 RT 100 U, high penetration, 5xD, carbide, FIREX®
#5510 RT 100 U, coolant fed, 3xD, carbide, FIREX® coated
#5511 RT 100 U, coolant fed, 5xD, carbide, FIREX® coated
#5512 RT 100 U, coolant fed, 7xD, carbide, FIREX® coated
#5525 RT 100 U, coolant fed, 12xD, carbide, FIREX® coated
#5518 GS 200 G, three flute, 5xD, carbide, bright finish
#1452 GS 200 U, three flute, 5xD, carbide, bright finish
#609 GS 200 U, three flute, 5xD, carbide, TiN coated

✓ Guhring Select Variable Helix End Mills:

#3079 RF 100 U, std. length, corner radius, FIREX® coated
#3099 RF 100 U, stub length, with flat, FIREX® coated
#3100 RF 100 U, std. length, with flat, FIREX® coat
#3113 RF 100 U, stub length, FIREX® coated
#3114 RF 100 U, standard length, FIREX® coated
#3627 RF 100 U, long length, metric, FIREX® coated
#3731 RF 100 U, stub length, w/ flat, metric, FIREX® coat
#3732 RF 100 U, std. length, w/ flat, metric, FIREX® coat
#3736 RF 100 U, std. length, metric, FIREX® coated
#3837 RF 100 U, long lgth w/neck clearance, metric
#3838 RF 100 U, long lgth w/neck clearance, metric
#3839 RF 100 U, long length, metric, FIREX® coated
#3871 RF 100 U, long length, metric, FIREX® coated
#3872 RF 100 U, std. lgth w/corner radius, metric, FIREX®
#3873 RF 100 U, std. lgth w/corner radius, metric, FIREX®
#3891 RF 100 U, 3-flute, std. lgth, metric, FIREX® coat
#3892 RF 100 U, 3-flute, std. lgth, metric, FIREX® coat
#3893 RF 100 U, 3-flute, std. lgth, stub flute lgth, FIREX®
#3894 RF 100 U, 3-flute, std. lgth, stub flute lgth, FIREX®

✓ Guhring Select Cobalt Gen. Purpose Taps:

#3900 metric, plug tap, yellow ring, bright finish
#3901 UNC, plug tap, yellow ring, bright finish
#3902 UNF, plug tap, yellow ring, bright finish
#3903 metric, semi-btm tap, yellow ring, bright
#3904 UNC, semi-btm tap, yellow ring, bright
#3905 UNF, semi-btm tap, yellow ring, bright
#3960 metric, plug tap, yellow ring, MolyGlide®
#3961 UNC, plug tap, yellow ring, MolyGlide®
#3962 UNF, plug tap, yellow ring, MolyGlide®
#3963 metric, semi-btm tap, yellow ring, MolyGlide®
#3964 UNC, semi-btm tap, yellow ring, MolyGlide®
#3965 UNF, semi-btm tap, yellow ring, MolyGlide®

GUHRING

The Tool Company

Guhring, Inc. Main Office
P.O. Box 643, Brookfield, WI 53008-0643

Shipping Address
1445 Commerce Avenue
Brookfield, WI 53045

Tel (262) 784-6730 (800) 776-6170
Fax (262) 784-9096

**West Coast Distribution Center and
Reconditioning Facility**
17902 Georgetown Lane
Huntington Beach, CA 92647

Reconditioning Facility
121 W Dudley Town Rd.
Bloomfield, CT 06002

**Manufacturing and
Reconditioning Facility**
29550 W.K. Smith Rd. Suite B
New Hudson, MI 48165

Guhring Corporation
20 Steckle Place, Unit #14
Kitchener, ON N2E 2C3
Tel (519) 748-9664 (800) 463-5555
Fax (519) 748-2954