



## IMPACT SOCKETS AND ACCESSORIES

Anyone who uses an impact wrench will need an impact socket. Proto<sup>®</sup> has created a line of impact sockets that's broad enough to satisfy any user, from those doing small precision assemblies, to the people who maintain the heavy equipment used in the oil, gas, mining, and utility industries.

Our sockets' drive sizes range from 1/4 to 2-1/2 in., with openings from 3/16 in. to 8 in. while metric sizes are available from 4 mm to 65 mm. Proto also offers several different drive styles from 4, 6, 8, or 12 point, standard length or deep, to surface drive and magnetic.

Our most innovative new sockets were designed for automated assembly plants, and for workers that need to squeeze their tools into tight spaces. For instance, automated assembly plants will benefit from the unique "no-bushing" design we developed for the ProtoGrip<sup>™</sup> Magnetic Socket. In the past, magnetic sockets used a bushing to hold the magnet in place, but by eliminating this bushing the ProtoGrip<sup>™</sup> Magnetic Socket leaves room for more magnetic material, which of course means more magnetic strength. The magnetic material has also been upgraded to a rare earth/nylon blend. The added strength helps reduce or eliminate the possibility that the magnet will become separated from the socket during automated assembly operations, even when lifting heavy bolts or fasteners.

Over the years, access has become a growing challenge.

As cars, trucks, aircraft, and other machines become more complex, and their engineers cram more and more parts into the given space, the fasteners become harder and harder to reach. One of Stanley Proto's responses has been an expanded line of Deep Thin Wall Impact Sockets. These are 2-1/2 to 3-in. long with thinner walls, which means they can be slipped into awkward or tight spaces. This feature makes them ideal for hard-to-reach fasteners that require low impact force.

All Proto<sup>®</sup> impact sockets incorporate the TorquePlus<sup>™</sup> wrenching system. The TorquePlus<sup>™</sup> design is a high performance drive configuration which allows for quick and easy socket engagement to the fastener flats, not the corners. The configuration employs a radius-corner design, shifting contact area and stresses over a large area of the socket, minimizing slippage. The internal design of the TorquePlus<sup>™</sup> minimizes fastener rounding, helps to extend fastener life, and allows the user to more easily turn worn, rounded, or rusted fasteners.

All Proto<sup>®</sup> impact sockets are made from special alloy steel, and are heat treated for the correct balance of strength and hardness, while the one-piece construction ensures their concentricity. Socket wall thickness is optimized to provide maximum strength and ample access to restricted fasteners. Sockets are manufactured to the most up to date industrial specifications, assuring concentric openings, large clearance holes, and tight nut end tolerance.

# PRODUCT FEATURES AND BENEFITS

## IMPACT SOCKETS

- Impact sockets are manufactured from special alloy steel for strength and durability.
- Impact sockets are heat treated for the correct balance of strength and hardness.
- Socket wall thickness is optimized to provide the required strength while retaining ample access to restricted fasteners.
- Thin wall sockets are available for special tight clearance applications.
- The depth of the socket opening is designed to fully engage all standard fasteners for more secure operation.
- All impact sockets feature two through holes, a groove to accept a retaining ring and pin to secure the socket to the power tool anvil.
- All Proto® impact sockets feature chamfered service ends for quick and positive fastener engagement.
- Patented impact universal joints and sockets last long and provide outstanding power.
- One piece construction ensures concentricity.
- Special heat treatment ensures long life.
- Precision machined tips for proper fastener equipment.



## DEEP THIN WALL IMPACT SOCKETS

- Available in a variety of metric sizes for 3/8 inch drives.
- 2 to 3.5-inches length and reduced thickness make them ideal for hard-to-reach fasteners that require low impact force.
- Chamfered service ends provide quick and solid fastener engagement.
- Sockets feature TORQUEPLUS™ design.



## PROTOGRIP™ MAGNETIC SOCKETS

- Designed primarily for automated assembly operations, where the socket is attached to a robotic drive tool.
- Unique no-bushing design boosts magnetic strength by increasing the space available for magnetic material.
- Magnetic material has been upgraded to a rare earth/nylon blend for extra magnetic strength.
- Available in both power and impact configurations.



STANLEY

**PROTO**®

## RETAINING RINGS WITH CRUSH GAUGE

- When fit between tool and socket isn't tight, their index holes will misalign, pinching or crushing the crush gauge at the end of the pin. This warns the user that the socket or anvil is in the process of breaking, and needs to be replaced.
- Ring is made from a resin material rather than steel, which bends rather than breaking under pressure.



## SAFETY TIPS

- Use safety goggles. Serious eye injury is possible.
- Do not hold socket, universal joint, or any other attachment while power tool is running.
- Do not use damaged socket. Replace.
- Do not continue to hammer with an impact tool when the fastener is tight.
- Do not use hand sockets with power tools.
- Do not use power sockets with impact tools.



## BITS

- Proto® bits and accessories are offered in a broad range to accommodate virtually all production assembly applications.
- Proto® offers a wide range of insert bits, power bits, bit holders, extensions, and nut setters.
- These are manufactured in a variety of sizes and styles to provide access as well as the designs necessary to drive different screw recesses.
- A wide variety of bits are available including Phillips®, slotted Torx®, socket head, square recess, clutch, and Pozidriv® in lengths ranging from 1 in. to 6 in.
- Bit holders, nut setters, and extensions are also available to meet production needs.

*Phillips and Pozidriv are trademarks of Phillips Screw Company  
Torx is a trademark of Acument Intellectual Properties, LLC*



# Impact Sockets

## SET NO. J69106 - 1/4" DRIVE 11 PC. SOCKET SET - 6 POINT

- Proto® 6 Point Impact Sockets are ideal for use on stubborn or damaged fasteners, and also on fasteners made from soft materials.
- The TorquePlus™ design is a high performance drive configuration which allows for quick and easy socket engagement to the fastener flats, not the corners.
- The TorquePlus™ configuration employs a radius-corner design, shifting contact area and stress away from the fastener corners and distributing contact stresses over a large area of the socket, minimizing slippage.
- The TorquePlus™ internal design minimizes fastener rounding, helps to extend fastener life, and allows the user to more easily turn worn, rounded, or rusted fasteners.
- Weight: .66 lbs.



Product ID No.	Contents	Description	ASME Spec.
<b>J69106</b>	J6906H	Socket Impact 1/4" Dr. 3/16" 6 Pt.	ASME B107.2
	J6907H	Socket Impact 1/4" Dr. 7/32" 6 Pt.	ASME B107.2
	J6908H	Socket Impact 1/4" Dr. 1/4" 6 Pt.	ASME B107.2
	J6909H	Socket Impact 1/4" Dr. 9/32" 6 Pt.	ASME B107.2
	J6910H	Socket Impact 1/4" Dr. 5/16" 6 Pt.	ASME B107.2
	J6911H	Socket Impact 1/4" Dr. 11/32" 6 Pt.	ASME B107.2
	J6912H	Socket Impact 1/4" Dr. 3/8" 6 Pt.	ASME B107.2
	J6914H	Socket Impact 1/4" Dr. 7/16" 6 Pt.	ASME B107.2
	J6916H	Socket Impact 1/4" Dr. 1/2" 6 Pt.	ASME B107.2
	J6918H	Socket Impact 1/4" Dr. 9/16" 6 Pt.	ASME B107.2
	J6920H	Socket Impact 1/4" Dr. 5/8" 6 Pt.	ASME B107.2
	J2585	Socket Bar 9"	
	J2590	Socket Clips	



# Impact Sockets



## SET NO. J69102 - 1/4" DRIVE 6 PC. SOCKET SET - 6 POINT

- Proto® 6 Point Impact Sockets are ideal for use on stubborn or damaged fasteners, and also on fasteners made from soft materials.
- The TorquePlus™ design is a high performance drive configuration which allows for quick and easy socket engagement to the fastener flats, not the corners.
- The TorquePlus™ configuration employs a radius-corner design, shifting contact area and stress away from the fastener corners and distributing contact stresses over a large area of the socket, minimizing slippage.
- The TorquePlus™ internal design minimizes fastener rounding, helps to extend fastener life, and allows the user to more easily turn worn, rounded, or rusted fasteners.
- Weight: .40 lbs.



Product ID No.	Contents	Description	ASME Spec.
<b>J69102</b>	J6908H	Socket Impact 1/4" Dr. 1/4" 6 Pt.	ASME B107.2
	J6910H	Socket Impact 1/4" Dr. 5/16" 6 Pt.	ASME B107.2
	J6912H	Socket Impact 1/4" Dr. 3/8" 6 Pt.	ASME B107.2
	J6914H	Socket Impact 1/4" Dr. 7/16" 6 Pt.	ASME B107.2
	J6916H	Socket Impact 1/4" Dr. 1/2" 6 Pt.	ASME B107.2
	J6918H	Socket Impact 1/4" Dr. 9/16" 6 Pt.	ASME B107.2
	J2584	Socket Bar 6-1/4"	
	J2590	Socket Clips	



# Impact Sockets

## SET NO. J69206 - 1/4" DRIVE 13 PC. METRIC SOCKET SET - 6 POINT

**M**ETRIC

- Proto® 6 Point Impact Sockets are ideal for use on stubborn or damaged fasteners, and also on fasteners made from soft materials.
- The TorquePlus™ design is a high performance drive configuration which allows for quick and easy socket engagement to the fastener flats, not the corners.
- The TorquePlus™ configuration employs a radius-corner design, shifting contact area and stress away from the fastener corners and distributing contact stresses over a large area of the socket, minimizing slippage.
- The TorquePlus™ internal design minimizes fastener rounding, helps to extend fastener life, and allows the user to more easily turn worn, rounded, or rusted fasteners.
- Weight: .84 lbs.



Product ID No.	Contents	Description	ASME Spec.
<b>J69206</b>	J6904M	Socket Impact 1/4" Dr. 4 mm 6 Pt.	ASME B107.33M
	J6905M	Socket Impact 1/4" Dr. 5 mm 6 Pt.	ASME B107.33M
	J69055M	Socket Impact 1/4" Dr. 5.5 mm 6 Pt.	ASME B107.33M
	J6906M	Socket Impact 1/4" Dr. 6 mm 6 Pt.	ASME B107.33M
	J6907M	Socket Impact 1/4" Dr. 7 mm 6 Pt.	ASME B107.33M
	J6908M	Socket Impact 1/4" Dr. 8 mm 6 Pt.	ASME B107.33M
	J6909M	Socket Impact 1/4" Dr. 9 mm 6 Pt.	ASME B107.33M
	J6910M	Socket Impact 1/4" Dr. 10 mm 6 Pt.	ASME B107.33M
	J6911M	Socket Impact 1/4" Dr. 11 mm 6 Pt.	ASME B107.33M
	J6912M	Socket Impact 1/4" Dr. 12 mm 6 Pt.	ASME B107.33M
	J6913M	Socket Impact 1/4" Dr. 13 mm 6 Pt.	ASME B107.33M
	J6914M	Socket Impact 1/4" Dr. 14 mm 6 Pt.	ASME B107.33M
	J6915M	Socket Impact 1/4" Dr. 15 mm 6 Pt.	ASME B107.33M
	J2588	Socket Bar 11"	
	J2590	Socket Clips	



# Impact Sockets



## SET NO. J69202 - 1/4" DRIVE 7 PC. METRIC SOCKET SET - 6 POINT

**M**ETRIC

- Proto® 6 Point Impact Sockets are ideal for use on stubborn or damaged fasteners, and also on fasteners made from soft materials.
- The TorquePlus™ design is a high performance drive configuration which allows for quick and easy socket engagement to the fastener flats, not the corners.
- The TorquePlus™ configuration employs a radius-corner design, shifting contact area and stress away from the fastener corners and distributing contact stresses over a large area of the socket, minimizing slippage.
- The TorquePlus™ internal design minimizes fastener rounding, helps to extend fastener life, and allows the user to more easily turn worn, rounded, or rusted fasteners.
- Weight: .40 lbs.



Product ID No.	Contents	Description	ASME Spec.	
<b>J69202</b>	J6907M	Socket Impact 1/4" Dr. 7 mm 6 Pt.	ASME B107.33M	
	J6908M	Socket Impact 1/4" Dr. 8 mm 6 Pt.	ASME B107.33M	
	J6909M	Socket Impact 1/4" Dr. 9 mm 6 Pt.	ASME B107.33M	
	J6910M	Socket Impact 1/4" Dr. 10 mm 6 Pt.	ASME B107.33M	
	J6911M	Socket Impact 1/4" Dr. 11 mm 6 Pt.	ASME B107.33M	
	J6912M	Socket Impact 1/4" Dr. 12 mm 6 Pt.	ASME B107.33M	
	J6913M	Socket Impact 1/4" Dr. 13 mm 6 Pt.	ASME B107.33M	
	J2584	Socket Bar 6-1/4"		
	J2590	Socket Clips		



# Impact Sockets

## SET NO. J69116 - 1/4" DRIVE 11 PC. DEEP SOCKET SET - 6 POINT

- Proto® 6 Point Impact Sockets are ideal for use on stubborn or damaged fasteners, and also on fasteners made from soft materials.
- The TorquePlus™ design is a high performance drive configuration which allows for quick and easy socket engagement to the fastener flats, not the corners.
- The TorquePlus™ configuration employs a radius-corner design, shifting contact area and stress away from the fastener corners and distributing contact stresses over a large area of the socket, minimizing slippage.
- The TorquePlus™ internal design minimizes fastener rounding, helps to extend fastener life, and allows the user to more easily turn worn, rounded, or rusted fasteners.
- Weight: 1.31 lbs.



Product ID No.	Contents	Description	ASME Spec.
<b>J69116</b>	J6506H	Socket Impact 1/4" Dr. 3/16" 6 Pt. Deep	ASME B107.2
	J6507H	Socket Impact 1/4" Dr. 7/32" 6 Pt. Deep	ASME B107.2
	J6508H	Socket Impact 1/4" Dr. 1/4" 6 Pt. Deep	ASME B107.2
	J6509H	Socket Impact 1/4" Dr. 9/32" 6 Pt. Deep	ASME B107.2
	J6510H	Socket Impact 1/4" Dr. 5/16" 6 Pt. Deep	ASME B107.2
	J6511H	Socket Impact 1/4" Dr. 11/32" 6 Pt. Deep	ASME B107.2
	J6512H	Socket Impact 1/4" Dr. 3/8" 6 Pt. Deep	ASME B107.2
	J6514H	Socket Impact 1/4" Dr. 7/16" 6 Pt. Deep	ASME B107.2
	J6516H	Socket Impact 1/4" Dr. 1/2" 6 Pt. Deep	ASME B107.2
	J6518H	Socket Impact 1/4" Dr. 9/16" 6 Pt. Deep	ASME B107.2
	J6520H	Socket Impact 1/4" Dr. 5/8" 6 Pt. Deep	ASME B107.2
J2585	Socket Bar 9"		
J2590	Socket Clips		





# Impact Sockets



## SET NO. J69212 - 1/4" DRIVE 11 PC. METRIC DEEP SOCKET SET - 6 POINT

**M**ETRIC

- Proto® 6 Point Impact Sockets are ideal for use on stubborn or damaged fasteners, and also on fasteners made from soft materials.
- The TorquePlus™ design is a high performance drive configuration which allows for quick and easy socket engagement to the fastener flats, not the corners.
- The TorquePlus™ configuration employs a radius-corner design, shifting contact area and stress away from the fastener corners and distributing contact stresses over a large area of the socket, minimizing slippage.
- The TorquePlus™ internal design minimizes fastener rounding, helps to extend fastener life, and allows the user to more easily turn worn, rounded, or rusted fasteners.
- Weight: 1.37 lbs.



Product ID No.	Contents	Description	ASME Spec.
<b>J69212</b>	J6505MH	Socket Impact 1/4" Dr. 5 mm 6 Pt. Deep	ASME B107.33M
	J6506MH	Socket Impact 1/4" Dr. 6 mm 6 Pt. Deep	ASME B107.33M
	J6507MH	Socket Impact 1/4" Dr. 7 mm 6 Pt. Deep	ASME B107.33M
	J6508MH	Socket Impact 1/4" Dr. 8 mm 6 Pt. Deep	ASME B107.33M
	J6509MH	Socket Impact 1/4" Dr. 9 mm 6 Pt. Deep	ASME B107.33M
	J6510MH	Socket Impact 1/4" Dr. 10 mm 6 Pt. Deep	ASME B107.33M
	J6511MH	Socket Impact 1/4" Dr. 11 mm 6 Pt. Deep	ASME B107.33M
	J6512MH	Socket Impact 1/4" Dr. 12 mm 6 Pt. Deep	ASME B107.33M
	J6513MH	Socket Impact 1/4" Dr. 13 mm 6 Pt. Deep	ASME B107.33M
	J6514MH	Socket Impact 1/4" Dr. 14 mm 6 Pt. Deep	ASME B107.33M
	J6515MH	Socket Impact 1/4" Dr. 15 mm 6 Pt. Deep	ASME B107.33M
J2585	Socket Bar 9"		
J2590	Socket Clips		



# Impact Sockets

## SET NO. J69112 - 1/4" DRIVE 6 PC. DEEP SOCKET SET - 6 POINT

- Proto® 6 Point Impact Sockets are ideal for use on stubborn or damaged fasteners, and also on fasteners made from soft materials.
- The TorquePlus™ design is a high performance drive configuration which allows for quick and easy socket engagement to the fastener flats, not the corners.
- The TorquePlus™ configuration employs a radius-corner design, shifting contact area and stress away from the fastener corners and distributing contact stresses over a large area of the socket, minimizing slippage.
- The TorquePlus™ internal design minimizes fastener rounding, helps to extend fastener life, and allows the user to more easily turn worn, rounded, or rusted fasteners.
- Weight: .76 lbs.



Product ID No.	Contents	Description	ASME Spec.
<b>J69112</b>	J6508H	Socket Impact 1/4" Dr. 1/4" 6 Pt. Deep	ASME B107.2
	J6510H	Socket Impact 1/4" Dr. 5/16" 6 Pt. Deep	ASME B107.2
	J6512H	Socket Impact 1/4" Dr. 3/8" 6 Pt. Deep	ASME B107.2
	J6514H	Socket Impact 1/4" Dr. 7/16" 6 Pt. Deep	ASME B107.2
	J6516H	Socket Impact 1/4" Dr. 1/2" 6 Pt. Deep	ASME B107.2
	J6518H	Socket Impact 1/4" Dr. 9/16" 6 Pt. Deep	ASME B107.2
	J2584	Socket Bar 6-1/4"	
	J2590	Socket Clips	

## SET NO. J69132 - 1/4" DRIVE 7 PC. TORX® SOCKET SET

- Weight: .38 lbs.

Product ID No.	Contents	Description
<b>J69132</b>	J6904TX	E4 Torx® Socket
	J6905TX	E5 Torx® Socket
	J6906TX	E6 Torx® Socket
	J6907TX	E7 Torx® Socket
	J6908TX	E8 Torx® Socket
	J6910TX	E10 Torx® Socket
	J9612TX	E12 Torx® Socket
	J2584	Socket Bar 6-1/4"
	J2590	Socket Clips

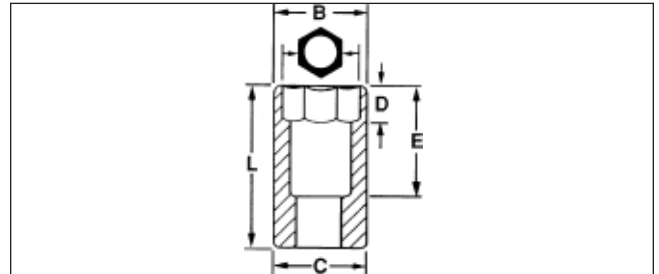


# Impact Sockets



## 1/4" DRIVE STANDARD LENGTH SOCKETS - 6 POINT

- Proto® 6 Point Impact Sockets are ideal for use on stubborn or damaged fasteners, and also on fasteners made from soft materials.
- The TorquePlus™ design is a high performance drive configuration which allows for quick and easy socket engagement to the fastener flats, not the corners.
- The TorquePlus™ configuration employs a radius-corner design, shifting contact area and stress away from the fastener corners and distributing contact stresses over a large area of the socket, minimizing slippage.
- The TorquePlus™ internal design minimizes fastener rounding, helps to extend fastener life, and allows the user to more easily turn worn, rounded, or rusted fasteners.



## 1/4" DRIVE STANDARD LENGTH SOCKETS - 6 POINT

Product ID No.	in.	B (P)	C	D (W)	E	L	Weight lbs.	ASME Spec.
J6906H	3/16"	5/16"	1/2"	11/64"	1/2"	7/8"	.02	ASME B107.2
J6907H	7/32"	11/32"	1/2"	13/64"	1/2"	7/8"	.02	ASME B107.2
J6908H	1/4"	25/64"	1/2"	7/32"	1/2"	7/8"	.02	ASME B107.2
J6909H	9/32"	7/16"	1/2"	15/64"	1/2"	7/8"	.03	ASME B107.2
J6910H	5/16"	1/2"	1/2"	15/64"	1/2"	7/8"	.03	ASME B107.2
J6911H	11/32"	33/64"	33/64"	17/64"	1/2"	7/8"	.03	ASME B107.2
J6912H	3/8"	9/16"	9/16"	17/64"	1/2"	7/8"	.04	ASME B107.2
J6914H	7/16"	21/32"	21/32"	5/16"	1/2"	7/8"	.04	ASME B107.2
J6916H	1/2"	45/64"	11/16"	3/8"	1/2"	7/8"	.05	ASME B107.2
J6918H	9/16"	51/64"	51/64"	3/8"	1/2"	7/8"	.06	ASME B107.2
J6920H	5/8"	7/8"	7/8"	3/8"	1/2"	7/8"	.06	ASME B107.2



## 1/4" DRIVE METRIC STANDARD LENGTH SOCKETS - 6 POINT

**M**ETRIC

Product ID No.	mm	B	C	D	E	L	Weight lbs.	ASME Spec.
J6904M	4	6.7	12.6	4.0	12.7	22.2	.02	ASME B107.33M
J6905M	5	7.9	12.6	4.7	12.7	22.2	.02	ASME B107.33M
J69055M	5.5	8.9	12.6	4.7	12.7	22.2	.02	ASME B107.33M
J6906M	6	10.0	12.6	5.5	12.7	22.2	.02	ASME B107.33M
J6907M	7	11.0	12.6	5.5	12.7	22.2	.02	ASME B107.33M
J6908M	8	12.6	12.6	5.5	12.7	22.2	.02	ASME B107.33M
J6909M	9	13.1	13.1	6.4	12.7	22.2	.03	ASME B107.33M
J6910M	10	14.1	14.1	6.4	12.7	22.2	.04	ASME B107.33M
J6911M	11	16.5	16.5	7.1	12.7	22.2	.05	ASME B107.33M
J6912M	12	17.3	17.3	7.5	12.7	22.2	.06	ASME B107.33M
J6913M	13	18.4	18.4	7.9	12.7	22.2	.07	ASME B107.33M
J6914M	14	20.3	20.3	9.5	12.7	22.2	.08	ASME B107.33M
J6915M	15	21.1	21.1	9.5	12.7	22.2	.08	ASME B107.33M



Torx is a trademark of Acument Intellectual Properties, LLC




# Impact Sockets

## 1/4" DRIVE PROTOGRIP™ HIGH STRENGTH MAGNETIC POWER SOCKET - 6 POINT

- ProtoGrip™ Magnetic Sockets use high strength magnets made from a rare earth magnet alloy/nylon blend.
- ProtoGrip™ Magnetic Sockets require no bushings to hold the magnet in place. Allows room for more magnet material, helping increase total magnetic strength.
- Designed to easily pick up heavy fasteners and hold them tightly during use.
- Strong magnetic hold helps increase efficiency when installing fasteners in awkward or hard-to-reach locations.
- Impact sockets with high impact strength are used in automated and hand impact socket application




Product ID No.	 in.	B	C	D	L	Weight lbs.	ASME Spec.
J6906PF	3/16"	5/16"	1/2"	5/32"	7/8"	.02 lbs.	ASME B107.2
J6908PF	1/4"	25/64"	1/2"	11/64"	7/8"	.02 lbs.	ASME B107.2
J6910PF	5/16"	1/2"	1/2"	13/64"	15/16"	.03 lbs.	ASME B107.2
J6911PF	11/32"	33/64"	33/64"	7/32"	15/16"	.03 lbs.	ASME B107.2
J6912PF	3/8"	9/16"	9/16"	15/64"	15/16"	.04 lbs.	ASME B107.2
J6914PF	7/16"	21/32"	21/32"	1/4"	1"	.04 lbs.	ASME B107.2
J6916PF	1/2"	11/16"	11/16"	1/4"	1"	.05 lbs.	ASME B107.2

## 1/4" DRIVE METRIC PROTOGRIP™ HIGH STRENGTH MAGNETIC POWER SOCKET - 6 POINT **METRIC**

- ProtoGrip™ Magnetic Sockets use high strength magnets made from a rare earth magnet alloy/nylon blend.
- ProtoGrip™ Magnetic Sockets require no bushings to hold the magnet in place. Allows room for more magnet material, helping increase total magnetic strength.
- Designed to easily pick up heavy fasteners and hold them tightly during use.
- Strong magnetic hold helps increase efficiency when installing fasteners in awkward or hard-to-reach locations.
- Impact Sockets with high Impact strength are used in automated and hand socket applications



Product ID No.	 mm	B	C	D	L	Weight lbs.	ASME Spec.
J6905MPF	5 mm	7.9 mm	12.7 mm	4 mm	22.2 mm	0.02 lbs.	ASME B107.33
J69055MPF	5.5 mm	9.1 mm	12.7 mm	4 mm	22.2 mm	0.02 lbs.	ASME B107.33
J6906MPF	6 mm	9.9 mm	12.7 mm	4.4 mm	22.2 mm	0.02 lbs.	ASME B107.33
J6907MPF	7 mm	11.1 mm	12.7 mm	4.4 mm	23.8 mm	0.02 lbs.	ASME B107.33
J6908MPF	8 mm	12.7 mm	12.7 mm	4.4 mm	23.8 mm	0.02 lbs.	ASME B107.33
J6909MPF	9 mm	13.1 mm	13.1 mm	5.2 mm	23.8 mm	0.03 lbs.	ASME B107.33
J6910MPF	10 mm	14.3 mm	14.3 mm	5.6 mm	23.8 mm	0.04 lbs.	ASME B107.33
J6911MPF	11 mm	15.9 mm	15.9 mm	6.7 mm	25.4 mm	0.05 lbs.	ASME B107.33
J6912MPF	12 mm	17.5 mm	17.5 mm	7.1 mm	25.4 mm	0.06 lbs.	ASME B107.33
J6913MPF	13 mm	18.7 mm	18.7 mm	7.5 mm	25.4 mm	0.07 lbs.	ASME B107.33




# Impact Sockets



## 1/4" DRIVE PROTOGRIP™ HIGH STRENGTH MAGNETIC IMPACT SOCKET - 6 POINT

- ProtoGrip™ Magnetic Sockets use high strength magnets made from a rare earth magnet alloy/nylon blend.
- ProtoGrip™ Magnetic Sockets require no bushings to hold the magnet in place. Allows room for more magnet material, helping increase total magnetic strength.
- Designed to easily pick up heavy fasteners and hold them tightly during use.
- Strong magnetic hold helps increase efficiency when installing fasteners in awkward or hard-to-reach locations.
- Impact sockets with high impact strength are used in automated and hand impact socket applications.




Product ID No.	 in.	B	C	D	L	Weight lbs.	ASME Spec.
J6906HF	3/16"	5/16"	1/2"	5/32"	7/8"	0.02	ASME B107.2
J6908HF	1/4"	25/64"	1/2"	11/64"	7/8"	0.02	ASME B107.2
J6910HF	5/16"	1/2"	1/2"	13/64"	59/64"	0.04	ASME B107.2
J6912HF	3/8"	9/16"	9/16"	15/64"	15/16"	0.04	ASME B107.2
J6914HF	7/16"	21/32"	21/32"	1/4"	1"	0.04	ASME B107.2
J6916HF	1/2"	11/16"	11/16"	1/4"	1"	0.05	ASME B107.2

## 1/4" DRIVE PROTOGRIP™ METRIC HIGH STRENGTH MAGNETIC IMPACT SOCKET - 6 POINT **M**ETRIC

- ProtoGrip™ Magnetic Sockets use high strength magnets made from a rare earth magnet alloy/nylon blend.
- ProtoGrip™ Magnetic Sockets require no bushings to hold the magnet in place. Allows room for more magnet material, helping increase total magnetic strength.
- Designed to easily pick up heavy fasteners and hold them tightly during use.
- Strong magnetic hold helps increase efficiency when installing fasteners in awkward or hard-to-reach locations.
- Impact sockets with high impact strength are used in automated and hand impact socket applications.




Product ID No.	 mm	B	C	D	L	Weight lbs.	ASME Spec.
J6905MHF	5	7.9	12.7	1.6	22.2	0.02	ASME B107.33
J69055MHF	5.5	9.1	12.7	2.2	22.2	0.02	ASME B107.33
J6906MHF	6	9.9	12.7	2.6	22.2	0.02	ASME B107.33
J6907MHF	7	9.9	12.7	2.7	23.8	0.02	ASME B107.33
J6908MHF	8	12.7	12.7	3.2	23.8	0.02	ASME B107.33
J6910MHF	10	14.3	14.3	4.1	23.8	0.04	ASME B107.33



# Impact Sockets

## 1/4" DRIVE TORX® SOCKETS

• For use with Torx® style fasteners.


Product ID No.		B	C	D	L	Weight lbs.
J6904TX	E4	1/4"	7/16"	13/64"	1"	0.02 lbs.
J6905TX	E5	1/4"	7/16"	7/32"	1"	0.02 lbs.
J6906TX	E6	5/16"	7/16"	15/64"	1"	0.02 lbs.
J6907TX	E7	21/64"	1/2"	9/32"	1"	0.02 lbs.
J6908TX	E8	3/8"	19/64"	19/64"	1"	0.02 lbs.
J6910TX	E10	1/2"	1/2"	11/32"	1"	0.05 lbs.
J6912TX	E12	9/16"	9/16"	25/64"	1"	0.05 lbs.



## 1/4" DRIVE DEEP LENGTH SOCKETS - 6 POINTS

- Proto® 6 Point Impact Sockets are ideal for use on stubborn or damaged fasteners, and also on fasteners made from soft materials.
- The TorquePlus™ design is a high performance drive configuration which allows for quick and easy socket engagement to the fastener flats, not the corners.
- The TorquePlus™ configuration employs a radius-corner design, shifting contact area and stress away from the fastener corners and distributing contact stresses over a large area of the socket, minimizing slippage.
- The TorquePlus™ internal design minimizes fastener rounding, helps to extend fastener life, and allows the user to more easily turn worn, rounded, or rusted fasteners.



Product ID No.	 in.	B	C	D	E	L	Weight lbs.	ASME Spec.
J6506H	3/16"	5/16"	1/2"	1/4"	1-5/8"	2"	0.04 lbs.	ASME B107.2
J6507H	7/32"	23/64"	1/2"	7/64"	1-5/8"	2"	0.04 lbs.	ASME B107.2
J6508H	1/4"	25/64"	1/2"	9/32"	1-5/8"	2"	0.04 lbs.	ASME B107.2
J6509H	9/32"	7/16"	1/2"	19/64"	1-5/8"	2"	0.06 lbs.	ASME B107.2
J6510H	5/16"	1/2"	1/2"	5/16"	1-5/8"	2"	0.06 lbs.	ASME B107.2
J6511H	11/32"	33/64"	33/64"	11/32"	1-5/8"	2"	0.06 lbs.	ASME B107.2
J6512H	3/8"	9/16"	9/16"	3/8"	1-5/8"	2"	0.08 lbs.	ASME B107.2
J6514H	7/16"	21/32"	21/32"	3/8"	1-5/8"	2"	0.08 lbs.	ASME B107.2
J6516H	1/2"	11/16"	11/16"	7/16"	1-5/8"	2"	0.10 lbs.	ASME B107.2
J6518H	9/16"	51/64"	51/64"	7/16"	1-5/8"	2"	0.12 lbs.	ASME B107.2
J6520H	5/8"	7/8"	7/8"	7/16"	1-5/8"	2"	0.12 lbs.	ASME B107.2



# Impact Sockets



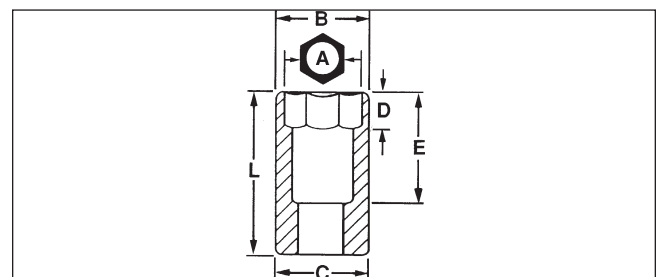
## 1/4" DRIVE METRIC STANDARD LENGTH SOCKETS - 6 POINT

**M**ETRIC

- Proto® 6 Point Impact Sockets are ideal for use on stubborn or damaged fasteners, and also on fasteners made from soft materials.
- The TorquePlus™ design is a high performance drive configuration which allows for quick and easy socket engagement to the fastener flats, not the corners.
- The TorquePlus™ configuration employs a radius-corner design, shifting contact area and stress away from the fastener corners and distributing contact stresses over a large area of the socket, minimizing slippage.
- The TorquePlus™ internal design minimizes fastener rounding, helps to extend fastener life, and allows the user to more easily turn worn, rounded, or rusted fasteners.



Product ID No.	mm	B	C	D	E	L	Weight lbs.	ASME Spec.
J6505MH	5	7.9	12.6	6.4	41.3	50.8	.04	ASME B107.33M
J65055MH	5.5	9	12.6	6.7	41.3	50.8	.04	ASME B107.33M
J6506MH	6	10	12.6	7.1	41.3	50.8	.04	ASME B107.33M
J6507MH	7	11.0	12.6	7.5	41.3	50.8	.04	ASME B107.33M
J6508MH	8	12.6	12.6	7.9	41.3	50.8	.06	ASME B107.33M
J6509MH	9	13.1	13.1	7.9	41.3	50.8	.06	ASME B107.33M
J6510MH	10	14.1	14.1	9.5	41.3	50.8	.07	ASME B107.33M
J6511MH	11	16.5	16.5	9.5	41.3	50.8	.09	ASME B107.33M
J6512MH	12	17.3	17.3	10.3	41.3	50.8	.11	ASME B107.33M
J6513MH	13	18.4	18.4	11.1	41.3	50.8	.15	ASME B107.33M
J6514MH	14	20.3	20.3	11.1	41.3	50.8	.17	ASME B107.33M
J6515MH	15	21.1	21.1	11.1	41.3	50.8	.19	ASME B107.33M





# Impact Sockets

## SET NO. J72106 - 3/8" DRIVE 15 PC. SOCKET SET - 6 POINT

- Proto® 6 Point Impact Sockets are ideal for use on stubborn or damaged fasteners, and also on fasteners made from soft materials.
- The TorquePlus™ design is a high performance drive configuration which allows for quick and easy socket engagement to the fastener flats, not the corners.
- The TorquePlus™ configuration employs a radius-corner design, shifting contact area and stress away from the fastener corners and distributing contact stresses over a large area of the socket, minimizing slippage.
- The TorquePlus™ internal design minimizes fastener rounding, helps to extend fastener life, and allows the user to more easily turn worn, rounded, or rusted fasteners.
- Weight: 2.89 lbs.



Product ID No.	Contents	Description	ASME Spec.
<b>J72106</b>	J7208H	Socket, Impact 3/8" Dr. 1/4" 6 Pt.	ASME B107.2
	J7209H	Socket, Impact 3/8" Dr. 9/32" 6 Pt.	ASME B107.2
	J7210H	Socket, Impact 3/8" Dr. 5/16" 6 Pt.	ASME B107.2
	J7211H	Socket, Impact 3/8" Dr. 11/32" 6 Pt.	ASME B107.2
	J7212H	Socket, Impact 3/8" Dr. 3/8" 6 Pt.	ASME B107.2
	J7214H	Socket, Impact 3/8" Dr. 7/16" 6 Pt.	ASME B107.2
	J7216H	Socket, Impact 3/8" Dr. 1/2" 6 Pt.	ASME B107.2
	J7218H	Socket, Impact 3/8" Dr. 9/16" 6 Pt.	ASME B107.2
	J7220H	Socket, Impact 3/8" Dr. 5/8" 6 Pt.	ASME B107.2
	J7222H	Socket, Impact 3/8" Dr. 11/16" 6 Pt.	ASME B107.2
	J7224H	Socket, Impact 3/8" Dr. 3/4" 6 Pt.	ASME B107.2
	J7226H	Socket, Impact 3/8" Dr. 13/16" 6 Pt.	ASME B107.2
	J7228H	Socket, Impact 3/8" Dr. 7/8" 6 Pt.	ASME B107.2
	J7230H	Socket, Impact 3/8" Dr. 15/16" 6 Pt.	ASME B107.2
	J7232H	Socket, Impact 3/8" Dr. 1" 6 Pt.	ASME B107.2
	J2587	Socket Bar 17"	
	J2591	Socket Clips	





# Impact Sockets



## SET NO. J72102 - 3/8" DRIVE 9 PC. SOCKET SET - 6 POINT

- Proto® 6 Point Impact Sockets are ideal for use on stubborn or damaged fasteners, and also on fasteners made from soft materials.
- The TorquePlus™ design is a high performance drive configuration which allows for quick and easy socket engagement to the fastener flats, not the corners.
- The TorquePlus™ configuration employs a radius-corner design, shifting contact area and stress away from the fastener corners and distributing contact stresses over a large area of the socket, minimizing slippage.
- The TorquePlus™ internal design minimizes fastener rounding, helps to extend fastener life, and allows the user to more easily turn worn, rounded, or rusted fasteners.
- Weight: 1.07 lbs.



Product ID No.	Contents	Description	ASME Spec.
<b>J72102</b>	J7208H	Socket, Impact 3/8" Dr. 1/4" 6 Pt.	ASME B107.2
	J7210H	Socket, Impact 3/8" Dr. 5/16" 6 Pt.	ASME B107.2
	J7212H	Socket, Impact 3/8" Dr. 3/8" 6 Pt.	ASME B107.2
	J7216H	Socket, Impact 3/8" Dr. 1/2" 6 Pt.	ASME B107.2
	J7218H	Socket, Impact 3/8" Dr. 9/16" 6 Pt.	ASME B107.2
	J7220H	Socket, Impact 3/8" Dr. 5/8" 6 Pt.	ASME B107.2
	J7222H	Socket, Impact 3/8" Dr. 11/16" 6 Pt.	ASME B107.2
	J7224H	Socket, Impact 3/8" Dr. 3/4" 6 Pt.	ASME B107.2
	J7214H	Socket, Impact 3/8" Dr. 7/16" 6 Pt.	ASME B107.2
	J2585	Socket Bar 9"	
	J2591	Socket Clips	



# Impact Sockets

## SET NO. J72206 - 3/8" DRIVE 19 PC. METRIC SOCKET SET - 6 POINT

**M**ETRIC

- Proto® 6 Point Impact Sockets are ideal for use on stubborn or damaged fasteners, and also on fasteners made from soft materials.
- The TorquePlus™ design is a high performance drive configuration which allows for quick and easy socket engagement to the fastener flats, not the corners.
- The TorquePlus™ configuration employs a radius-corner design, shifting contact area and stress away from the fastener corners and distributing contact stresses over a large area of the socket, minimizing slippage.
- The TorquePlus™ internal design minimizes fastener rounding, helps to extend fastener life, and allows the user to more easily turn worn, rounded, or rusted fasteners.
- Weight: 2.22 lbs.



Product ID No.	Contents	Description	ASME Spec.
<b>J72206</b>	J7206M	Socket Impact 3/8" Dr. 6 mm 6 Pt.	ASME B107.33M
	J7207M	Socket Impact 3/8" Dr. 7 mm 6 Pt.	ASME B107.33M
	J7208M	Socket Impact 3/8" Dr. 8 mm 6 Pt.	ASME B107.33M
	J7209M	Socket Impact 3/8" Dr. 9 mm 6 Pt.	ASME B107.33M
	J7210M	Socket Impact 3/8" Dr. 10 mm 6 Pt.	ASME B107.33M
	J7211M	Socket Impact 3/8" Dr. 11 mm 6 Pt.	ASME B107.33M
	J7212M	Socket Impact 3/8" Dr. 12 mm 6 Pt.	ASME B107.33M
	J7213M	Socket Impact 3/8" Dr. 13 mm 6 Pt.	ASME B107.33M
	J7214M	Socket Impact 3/8" Dr. 14 mm 6 Pt.	ASME B107.33M
	J7215M	Socket Impact 3/8" Dr. 15 mm 6 Pt.	ASME B107.33M
	J7216M	Socket Impact 3/8" Dr. 16 mm 6 Pt.	ASME B107.33M
	J7217M	Socket Impact 3/8" Dr. 17 mm 6 Pt.	ASME B107.33M
	J7218M	Socket Impact 3/8" Dr. 18 mm 6 Pt.	ASME B107.33M
	J7219M	Socket Impact 3/8" Dr. 19 mm 6 Pt.	ASME B107.33M
	J7220M	Socket Impact 3/8" Dr. 20 mm 6 Pt.	ASME B107.33M
	J7221M	Socket Impact 3/8" Dr. 21 mm 6 Pt.	ASME B107.33M
	J7222M	Socket Impact 3/8" Dr. 22 mm 6 Pt.	ASME B107.33M
	J7223M	Socket Impact 3/8" Dr. 23 mm 6 Pt.	ASME B107.33M
	J7224M	Socket Impact 3/8" Dr. 24 mm 6 Pt.	ASME B107.33M
	J2587	Socket Bar 17"	
	J2591	Socket Clips	



# Impact Sockets



## SET NO. J72202 - 3/8" DRIVE 11 PC. METRIC SOCKET SET - 6 POINT

**M**ETRIC

- Proto® 6 Point Impact Sockets are ideal for use on stubborn or damaged fasteners, and also on fasteners made from soft materials.
- The TorquePlus™ design is a high performance drive configuration which allows for quick and easy socket engagement to the fastener flats, not the corners.
- The TorquePlus™ configuration employs a radius-corner design, shifting contact area and stress away from the fastener corners and distributing contact stresses over a large area of the socket, minimizing slippage.
- The TorquePlus™ internal design minimizes fastener rounding, helps to extend fastener life, and allows the user to more easily turn worn, rounded, or rusted fasteners.
- Weight: 1.06 lbs.



Product ID No.	Contents	Description	ASME Spec.
<b>J72202</b>	J7207M	Socket Impact 3/8" Dr. 7 mm 6 Pt.	ASME B107.33M
	J7208M	Socket Impact 3/8" Dr. 8 mm 6 Pt.	ASME B107.33M
	J7209M	Socket Impact 3/8" Dr. 9 mm 6 Pt.	ASME B107.33M
	J7210M	Socket Impact 3/8" Dr. 10 mm 6 Pt.	ASME B107.33M
	J7211M	Socket Impact 3/8" Dr. 11 mm 6 Pt.	ASME B107.33M
	J7212M	Socket Impact 3/8" Dr. 12 mm 6 Pt.	ASME B107.33M
	J7213M	Socket Impact 3/8" Dr. 13 mm 6 Pt.	ASME B107.33M
	J7214M	Socket Impact 3/8" Dr. 14 mm 6 Pt.	ASME B107.33M
	J7215M	Socket Impact 3/8" Dr. 15 mm 6 Pt.	ASME B107.33M
	J7216M	Socket Impact 3/8" Dr. 16 mm 6 Pt.	ASME B107.33M
	J7217M	Socket Impact 3/8" Dr. 17 mm 6 Pt.	ASME B107.33M
	J2585	Socket Bar 9"	
	J2591	Socket Clips	



# Impact Sockets

## SET NO. J72216 - 3/8" DRIVE 19 PC. METRIC DEEP SOCKET SET - 6 POINT

**M**ETRIC

- Proto® 6 Point Impact Sockets are ideal for use on stubborn or damaged fasteners, and also on fasteners made from soft materials.
- The TorquePlus™ design is a high performance drive configuration which allows for quick and easy socket engagement to the fastener flats, not the corners.
- The TorquePlus™ configuration employs a radius-corner design, shifting contact area and stress away from the fastener corners and distributing contact stresses over a large area of the socket, minimizing slippage.
- The TorquePlus™ internal design minimizes fastener rounding, helps to extend fastener life, and allows the user to more easily turn worn, rounded, or rusted fasteners.
- Weight: 5.32 lbs.



Product ID No.	Contents	Description	ASME Spec.
<b>J72216</b>	J7006M	Socket Impact 3/8" Dr. 6 mm 6 Pt. Deep	ASME B107.33M
	J7007M	Socket Impact 3/8" Dr. 7 mm 6 Pt. Deep	ASME B107.33M
	J7008M	Socket Impact 3/8" Dr. 8 mm 6 Pt. Deep	ASME B107.33M
	J7009M	Socket Impact 3/8" Dr. 9 mm 6 Pt. Deep	ASME B107.33M
	J7010M	Socket Impact 3/8" Dr. 10 mm 6 Pt. Deep	ASME B107.33M
	J7011M	Socket Impact 3/8" Dr. 11 mm 6 Pt. Deep	ASME B107.33M
	J7012M	Socket Impact 3/8" Dr. 12 mm 6 Pt. Deep	ASME B107.33M
	J7013M	Socket Impact 3/8" Dr. 13 mm 6 Pt. Deep	ASME B107.33M
	J7014M	Socket Impact 3/8" Dr. 14 mm 6 Pt. Deep	ASME B107.33M
	J7015M	Socket Impact 3/8" Dr. 15 mm 6 Pt. Deep	ASME B107.33M
	J7016M	Socket Impact 3/8" Dr. 16 mm 6 Pt. Deep	ASME B107.33M
	J7017M	Socket Impact 3/8" Dr. 17 mm 6 Pt. Deep	ASME B107.33M
	J7018M	Socket Impact 3/8" Dr. 18 mm 6 Pt. Deep	ASME B107.33M
	J7019M	Socket Impact 3/8" Dr. 19 mm 6 Pt. Deep	ASME B107.33M
	J7020M	Socket Impact 3/8" Dr. 20 mm 6 Pt. Deep	ASME B107.33M
	J7021M	Socket Impact 3/8" Dr. 21 mm 6 Pt. Deep	ASME B107.33M
	J7022M	Socket Impact 3/8" Dr. 22 mm 6 Pt. Deep	ASME B107.33M
	J7023M	Socket Impact 3/8" Dr. 23 mm 6 Pt. Deep	ASME B107.33M
	J7024M	Socket Impact 3/8" Dr. 24 mm 6 Pt. Deep	ASME B107.33M
	J2587	Socket Bar 17"	
	J2591	Socket Clips	



# Impact Sockets



## SET NO. J72116 - 3/8" DRIVE 15 PC. DEEP SOCKET SET - 6 POINT

- Proto® 6 Point Impact Sockets are ideal for use on stubborn or damaged fasteners, and also on fasteners made from soft materials.
- The TorquePlus™ design is a high performance drive configuration which allows for quick and easy socket engagement to the fastener flats, not the corners.
- The TorquePlus™ configuration employs a radius-corner design, shifting contact area and stress away from the fastener corners and distributing contact stresses over a large area of the socket, minimizing slippage.
- The TorquePlus™ internal design minimizes fastener rounding, helps to extend fastener life, and allows the user to more easily turn worn, rounded, or rusted fasteners.
- Weight: 3.33 lbs.



Product ID No.	Contents	Description	ASME Spec.
<b>J72116</b>	J7708H	Socket Impact 3/8" Dr. 1/4" 6 Pt. Deep	ASME B107.2
	J7709H	Socket Impact 3/8" Dr. 9/32" 6 Pt. Deep	ASME B107.2
	J7710H	Socket Impact 3/8" Dr. 5/16" 6 Pt. Deep	ASME B107.2
	J7711H	Socket Impact 3/8" Dr. 11/32" 6 Pt. Deep	ASME B107.2
	J7712H	Socket Impact 3/8" Dr. 3/8" 6 Pt. Deep	ASME B107.2
	J7714H	Socket Impact 3/8" Dr. 7/16" 6 Pt. Deep	ASME B107.2
	J7716H	Socket Impact 3/8" Dr. 1/2" 6 Pt. Deep	ASME B107.2
	J7718H	Socket Impact 3/8" Dr. 9/16" 6 Pt. Deep	ASME B107.2
	J7720H	Socket Impact 3/8" Dr. 5/8" 6 Pt. Deep	ASME B107.2
	J7722H	Socket Impact 3/8" Dr. 11/16" 6 Pt. Deep	ASME B107.2
	J7724H	Socket Impact 3/8" Dr. 3/4" 6 Pt. Deep	ASME B107.2
	J7726H	Socket Impact 3/8" Dr. 13/16" 6 pt. Deep	ASME B107.2
	J7728H	Socket Impact 3/8" Dr. 7/8" 6 pt. Deep	ASME B107.2
	J7730H	Socket Impact 3/8" Dr. 15/16" 6 pt. Deep	ASME B107.2
	J7732H	Socket Impact 3/8" Dr. 1" 6 pt. Deep	ASME B107.2
J2587	Socket Bar 17"		
J2591	Socket Clips		



# Impact Sockets

## SET NO. J72212 - 3/8" DRIVE 11 PC. METRIC DEEP SOCKET SET - 6 POINT

**M**ETRIC

- Proto® 6 Point Impact Sockets are ideal for use on stubborn or damaged fasteners, and also on fasteners made from soft materials.
- The TorquePlus™ design is a high performance drive configuration which allows for quick and easy socket engagement to the fastener flats, not the corners.
- The TorquePlus™ configuration employs a radius-corner design, shifting contact area and stress away from the fastener corners and distributing contact stresses over a large area of the socket, minimizing slippage.
- The TorquePlus™ internal design minimizes fastener rounding, helps to extend fastener life, and allows the user to more easily turn worn, rounded, or rusted fasteners.
- Weight: 2.71 lbs.



Product ID No.	Contents	Description	ASME Spec.
<b>J72212</b>	J7007M	Socket Impact 3/8" Dr. 7 mm 6 Pt. Deep	ASME B107.33M
	J7008M	Socket Impact 3/8" Dr. 8 mm 6 Pt. Deep	ASME B107.33M
	J7009M	Socket Impact 3/8" Dr. 9 mm 6 Pt. Deep	ASME B107.33M
	J7010M	Socket Impact 3/8" Dr. 10 mm 6 Pt. Deep	ASME B107.33M
	J7011M	Socket Impact 3/8" Dr. 11 mm 6 Pt. Deep	ASME B107.33M
	J7012M	Socket Impact 3/8" Dr. 12 mm 6 Pt. Deep	ASME B107.33M
	J7013M	Socket Impact 3/8" Dr. 13 mm 6 Pt. Deep	ASME B107.33M
	J7014M	Socket Impact 3/8" Dr. 14 mm 6 Pt. Deep	ASME B107.33M
	J7015M	Socket Impact 3/8" Dr. 15 mm 6 Pt. Deep	ASME B107.33M
	J7016M	Socket Impact 3/8" Dr. 16 mm 6 Pt. Deep	ASME B107.33M
	J7017M	Socket Impact 3/8" Dr. 17 mm 6 Pt. Deep	ASME B107.33M
J2585	Socket Bar 9"		
J2591	Socket Clips		



# Impact Sockets



## SET NO. J72112 - 3/8" DRIVE 9 PC. DEEP SOCKET SET - 6 POINT

- Proto® 6 Point Impact Sockets are ideal for use on stubborn or damaged fasteners, and also on fasteners made from soft materials.
- The TorquePlus™ design is a high performance drive configuration which allows for quick and easy socket engagement to the fastener flats, not the corners.
- The TorquePlus™ configuration employs a radius-corner design, shifting contact area and stress away from the fastener corners and distributing contact stresses over a large area of the socket, minimizing slippage.
- The TorquePlus™ internal design minimizes fastener rounding, helps to extend fastener life, and allows the user to more easily turn worn, rounded, or rusted fasteners.
- Weight: 2.09 lbs.



Product ID No.	Contents	Description	ASME Spec.
<b>J72112</b>	J7708H	Socket Impact 3/8" Dr. 1/4" 6 Pt. Deep	ASME B107.2
	J7710H	Socket Impact 3/8" Dr. 5/16" 6 Pt. Deep	ASME B107.2
	J7712H	Socket Impact 3/8" Dr. 3/8" 6 Pt. Deep	ASME B107.2
	J7714H	Socket Impact 3/8" Dr. 7/16" 6 Pt. Deep	ASME B107.2
	J7716H	Socket Impact 3/8" Dr. 1/2" 6 Pt. Deep	ASME B107.2
	J7718H	Socket Impact 3/8" Dr. 9/16" 6 Pt. Deep	ASME B107.2
	J7720H	Socket Impact 3/8" Dr. 5/8" 6 Pt. Deep	ASME B107.2
	J7722H	Socket Impact 3/8" Dr. 11/16" 6 Pt. Deep	ASME B107.2
	J7724H	Socket Impact 3/8" Dr. 3/4" 6 Pt. Deep	ASME B107.2
	J2585	Socket Bar 9"	
	J2591	Socket Clips	



# Impact Sockets

## SET NO. J72117 - 3/8" DRIVE 9 PC. THIN WALL DEEP IMPACT SOCKET SET - 6 POINT

- Specifically designed for light clearance applications.
- Reduced wall thickness helps improve access to fasteners in restricted areas.
- All Impact sockets feature one through hole and a groove to accept a retaining ring and pin to secure the socket to the power tool anvil.
- Chamfered service ends for quick and positive fastener engagement.
- Proto® 6 Point Impact Sockets are ideal for use on stubborn or damaged fasteners, and also on fasteners made from soft materials.
- The TorquePlus™ design is a high performance drive configuration which allows for quick and easy socket engagement to the fastener flats, not the corners.
- The TorquePlus™ configuration employs a radius-corner design, shifting contact area and stress away from the fastener corners and distributing contact stresses over a large area of the socket, minimizing slippage.
- The TorquePlus™ internal design minimizes fastener rounding, helps to extend fastener life, and allows the user to more easily turn worn, rounded, or rusted fasteners.
- Thin wall sockets are lightweight.
- Designed to fit into smaller spaces.
- Thinner walls help improve productivity by making it easier to gain access to fasteners in confined spaces.
- Extra deep length helps improve access in confined areas.
- Often used in application where fasteners are close together, such as tire service.
- Weight: 1.9 lbs.



Product ID No.	Contents	Description	ASME Spec.
<b>J72117</b>	J7708HT	Socket Impact Deep Thin Wall 3/8" Dr. 1/4"	ASME B107.2
	J7710HT	Socket Impact Deep Thin Wall 3/8" Dr. 5/16"	ASME B107.2
	J7712HT	Socket Impact Deep Thin Wall 3/8" Dr. 3/8"	ASME B107.2
	J7714HT	Socket Impact Deep Thin Wall 3/8" Dr. 7/16"	ASME B107.2
	J7716HT	Socket Impact Deep Thin Wall 3/8" Dr. 1/2"	ASME B107.2
	J7718HT	Socket Impact Deep Thin Wall 3/8" Dr. 9/16"	ASME B107.2
	J7720HT	Socket Impact Deep Thin Wall 3/8" Dr. 5/8"	ASME B107.2
	J7722HT	Socket Impact Deep Thin Wall 3/8" Dr. 11/16"	ASME B107.2
	J7724HT	Socket Impact Deep Thin Wall 3/8" Dr. 3/4"	ASME B107.2





# Impact Sockets



## SET NO. J72217 - 3/8" DRIVE 12 PC. METRIC THIN WALL DEEP IMPACT SOCKET SET - 6 POINT **M**ETRIC

- Specifically designed for light clearance applications.
- Reduced wall thickness helps improve access to fasteners in restricted areas.
- All Impact sockets feature one through hole and a groove to accept a retaining ring and pin to secure the socket to the power tool anvil.
- Chamfered service ends for quick and positive fastener engagement.
- Proto® 6 Point Impact Sockets are ideal for use on stubborn or damaged fasteners, and also on fasteners made from soft materials.
- The TorquePlus™ design is a high performance drive configuration which allows for quick and easy socket engagement to the fastener flats, not the corners.
- The TorquePlus™ configuration employs a radius-corner design, shifting contact area and stress away from the fastener corners and distributing contact stresses over a large area of the socket, minimizing slippage.
- The TorquePlus™ internal design minimizes fastener rounding, helps to extend fastener life, and allows the user to more easily turn worn, rounded, or rusted fasteners.
- Thin wall sockets are lightweight.
- Designed to fit into smaller spaces.
- Thinner walls help improve productivity by making it easier to gain access to fasteners in confined spaces.
- Extra deep length helps improve access in confined areas.
- Often used in application where fasteners are close together, such as tire service.
- Weight: 1.92 lbs.



Product ID No.	Contents	Description
<b>J72217</b>	J7008MHT	3/8" Dr. Deep Thin Wall Impact Socket 8 mm
	J7009MHT	3/8" Dr. Deep Thin Wall Impact Socket 9 mm
	J7010MHT	3/8" Dr. Deep Thin Wall Impact Socket 10 mm
	J7011MHT	3/8" Dr. Deep Thin Wall Impact Socket 11 mm
	J7012MHT	3/8" Dr. Deep Thin Wall Impact Socket 12 mm
	J7013MHT	3/8" Dr. Deep Thin Wall Impact Socket 13 mm
	J7014MHT	3/8" Dr. Deep Thin Wall Impact Socket 14 mm
	J7015MHT	3/8" Dr. Deep Thin Wall Impact Socket 15 mm
	J7016MHT	3/8" Dr. Deep Thin Wall Impact Socket 16 mm
	J7017MHT	3/8" Dr. Deep Thin Wall Impact Socket 17 mm
	J7018MHT	3/8" Dr. Deep Thin Wall Impact Socket 18 mm
	J7019MHT	3/8" Dr. Deep Thin Wall Impact Socket 19 mm



# Impact Sockets

## SET NO. J72142 - 5 PC. IMPACT UNIVERSAL SOCKET SET - 6 POINT

- Proto® 6 Point Impact Sockets are ideal for use on stubborn or damaged fasteners, and also on fasteners made from soft materials.
- The TorquePlus™ design is a high performance drive configuration which allows for quick and easy socket engagement to the fastener flats, not the corners.
- The TorquePlus™ configuration employs a radius-corner design, shifting contact area and stress away from the fastener corners and distributing contact stresses over a large area of the socket, minimizing slippage.
- The TorquePlus™ internal design minimizes fastener rounding, helps to extend fastener life, and allows the user to more easily turn worn, rounded, or rusted fasteners.
- Weight: 1.85 lbs.



Product			
ID No.	Contents	Description	ASME
<b>J72142</b>	J7273P	Socket Impact Universal 3/8" Dr. 3/8" 6 Pt.	ASME B107.2
	J7274P	Socket Impact Universal 3/8" Dr. 7/16" 6 Pt.	ASME B107.2
	J7275P	Socket Impact Universal 3/8" Dr. 1/2" 6 Pt.	ASME B107.2
	J7276P	Socket Impact Universal 3/8" Dr. 9/16" 6 Pt.	ASME B107.2
	J7277P	Socket Impact Universal 3/8" Dr. 5/8" 6 Pt.	ASME B107.2
	J2584	Socket Bar 6-1/4"	
	J2591	Socket Clips	

## SET NO. J72132 - 3/8" DRIVE 7 PC. TORX® IMPACT SOCKET SET

- Proto® Torx® Impact Sockets can be used on stubborn Torx® fasteners.
- Tight tolerances for snug fit on fastener.
- Torx® impact sockets are used wherever powered drive tools are used to install or remove fasteners.
- Torx® impact sockets are designed to withstand the high torque and force associated with impact tools in repetitive application.
- Weight: .62 lbs.



Product		
ID No.	Contents	Description
<b>J72132</b>	J7206TX	E6 Torx® Socket
	J7207TX	E7 Torx® Socket
	J7208TX	E8 Torx® Socket
	J7210TX	E10 Torx® Socket
	J7212TX	E12 Torx® Socket
	J7214TX	E14 Torx® Socket
	J7216TX	E16 Torx® Socket
	J2584	Socket Bar 6-1/4"
	J2591	Socket Clips



# Impact Sockets



## SET NO. J74132 - 1/2" DRIVE 4 PC. TORX® SOCKET SET

- For use with Torx® style fasteners.
- Weight: 0.70 lbs.

Product		
ID No.	Contents	Description
<b>J74132</b>	J7414TX	E14 Torx® Socket
	J7416TX	E16 Torx® Socket
	J7418TX	E18 Torx® Socket
	J7420TX	E20 Torx® Socket
	J2584	Socket Bar 6-1/4"
	J2592	Socket Clips



## SET NO. J72156 - 10 PC. HEX BIT SOCKET SET - 3/8" AND 1/2" DRIVE

- Drive end chamfer and four detents help provide quick positive engagement with drive tool on any of the socket drive walls.
- Tight tolerances for snug fit on fastener.
- Large clearance holes, concentric opening and nut end chamfer make it easy to position socket on fasteners.
- Made from high strength steel to help minimize wall thickness and provide access to fasteners in recesses and where nuts and bolts protrude.
- Impact sockets are used wherever powered drive tools are used to install or remove fasteners.
- Impact sockets are designed to withstand higher torque and force associated with impact tools in repetitive application.
- Weight: 2.56 lbs.



Product		
ID No.	Contents	Description
<b>J72156</b>	J7290 1/8	Socket Impact Hex Bit 3/8" Dr. 1/8"
	J7290 5/32	Socket Impact Hex Bit 3/8" Dr. 5/32"
	J7290 3/16	Socket Impact Hex Bit 3/8" Dr. 3/16"
	J7290 7/32	Socket Impact Hex Bit 3/8" Dr. 7/32"
	J7290 1/4	Socket Impact Hex Bit 3/8" Dr. 1/4"
	J7290 5/16	Socket Impact Hex Bit 3/8" Dr. 5/16"
	J7290 3/8	Socket Impact Hex Bit 3/8" Dr. 3/8"
	J7441 1/2	Socket, Impact Hex Bit 1/2" Dr. 1/2"
	J7441 9/16	Socket, Impact Hex Bit 1/2" Dr. 9/16"
	J7441 5/8	Socket, Impact Hex Bit 1/2" Dr. 5/8"
J4968PB	Blow Molded Box	

Torx is a trademark of Acument Intellectual Properties, LLC



# Impact Sockets

## SET NO. J72152 - 3/8" DRIVE 7 PC. HEX BIT SOCKET SET

- Proto® Hex Bit Impact Sockets can be used on stubborn fasteners.
- Tight tolerances for snug fit on fastener.
- Hex bit impact sockets are used wherever powered drive tools are used to install or remove fasteners.
- Hex bit impact sockets are designed to withstand the high torque and force associated with impact tools in repetitive application.
- Weight: 0.79 lbs.



### Product

ID No.	Contents	Description
<b>J72152</b>	J7290 1/8	Socket Impact Hex Bit 3/8" Dr. 1/8"
	J7290 5/32	Socket Impact Hex Bit 3/8" Dr. 5/32"
	J7290 3/16	Socket Impact Hex Bit 3/8" Dr. 3/16"
	J7290 7/32	Socket Impact Hex Bit 3/8" Dr. 7/32"
	J7290 1/4	Socket Impact Hex Bit 3/8" Dr. 1/4"
	J7290 5/16	Socket Impact Hex Bit 3/8" Dr. 5/16"
	J7290 3/8	Socket Impact Hex Bit 3/8" Dr. 3/8"
	J2585	Socket Bar 9"
	J2591	Socket Clips

## SET NO. J72252 - 3/8" DRIVE 5 PC. METRIC HEX BIT IMPACT SOCKET SET

**M**ETRIC

- Proto® Hex Bit Impact Sockets can be used on stubborn fasteners.
- Tight tolerances for snug fit on fastener.
- Hex bit impact sockets are used wherever powered drive tools are used to install or remove fasteners.
- Hex bit impact sockets are designed to withstand the high torque and force associated with impact tools in repetitive application.
- Weight: .64 lbs.



### Product

ID No.	Contents	Description
<b>J72252</b>	J7290-4M	Socket Impact Hex Bit 3/8" Dr. 4 mm
	J7290-5M	Socket Impact Hex Bit 3/8" Dr. 5 mm
	J7290-6M	Socket Impact Hex Bit 3/8" Dr. 6 mm
	J7290-8M	Socket Impact Hex Bit 3/8" Dr. 8 mm
	J7290-10M	Socket Impact Hex Bit 3/8" Dr. 10 mm
	J2584	Socket Bar 6-1/4"
	J2591	Socket Clips




# Impact Sockets



## SET NO. J4739P - 7 PC. 3/8" DRIVE TORX® BIT SET

- Not for use on impact applications.
- 3/8" Dr., 5/16" Hex
- Weight: 0.26 lbs.

Product ID No.	Contents	
<b>J4739P</b>	J60508	T10
	J60510	T15
	J60512	T20
	J60514	T25
	J60516	T27
	J60518	T30
	J6931	Bit Holder
	J25TR50C	Pouch



## SET NO. J7099A - 3/8" DRIVE 13 PC. HAND IMPACT DRIVER SET

- Designed to loosen hard to turn bolts and nuts.
- Hand impact driver has heavy-duty spring for added torque.
- Popular interchangeable bits are packaged in plastic blow molded box for easy storage.
- Weight: 2.31 lbs.

Product ID No.	Contents	Description	Length
<b>J7099A</b>	J7099	Driver Hand Impact 3/8" Dr.	5-1/2"
	J60002	Bit Insert 1 Phillips® 1/4" Hex	1"
	J60008	Bit Insert 2 Phillips® 1/4" Hex	1"
	J60020	Bit Insert 3 Phillips® 1/4" Hex	1"
	J60202	Bit Insert 4F-5R Slot 1/4" Hex	1"
	J60208	Bit Insert 10F-12R Slot 1/4" Hex	1"
	J60050	Bit Insert 1 Phillips® 5/16" Hex	1-1/4"
	J60052	Bit Insert 2 Phillips® 5/16" Hex	1-1/4"
	J60054	Bit Insert 3 Phillips® 5/16" Hex	1-1/4"
	J60256	Bit Insert 10F-12R Slot 5/16" Hex	1-1/2"
	J60262	Bit Insert 14F-16R Slot 5/16" Hex	1-1/2"
	J6930	Bit, Holder Power 3/8" Dr. 5/16" Hex	1-5/16"
	J6931	Bit, Holder Power 3/8" Dr. 1/4" Hex	1-1/4"



*Torx is a trademark of Acument Intellectual Properties, LLC  
Phillips is a trademark of Phillips Screw Company*



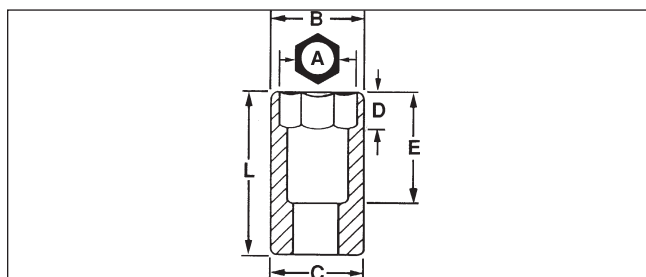
# Impact Sockets

## 3/8" DRIVE STANDARD LENGTH SOCKETS - 6 POINT

- Proto® 6 Point Impact Sockets are ideal for use on stubborn or damaged fasteners, and also on fasteners made from soft materials.
- The TorquePlus™ design is a high performance drive configuration which allows for quick and easy socket engagement to the fastener flats, not the corners.
- The TorquePlus™ configuration employs a radius-corner design, shifting contact area and stress away from the fastener corners and distributing contact stresses over a large area of the socket, minimizing slippage.
- The TorquePlus™ internal design minimizes fastener rounding, helps to extend fastener life, and allows the user to more easily turn worn, rounded, or rusted fasteners.



Product ID No.	in.	B	C	D	E	L	Weight lbs.	ASME Spec.
J7208H	1/4"	7/16"	11/16"	9/32"	19/32"	1-3/32"	0.07 lbs.	ASME B107.2
J7209H	9/32"	31/64"	11/16"	5/16"	19/32"	1-3/32"	0.07 lbs.	ASME B107.2
J7210H	5/16"	1/2"	11/16"	5/16"	19/32"	1-3/32"	0.07 lbs.	ASME B107.2
J7211H	11/32"	35/64"	11/16"	3/8"	19/32"	1-3/32"	0.07 lbs.	ASME B107.2
J7212H	3/8"	19/32"	11/16"	3/8"	19/32"	1-3/32"	0.07 lbs.	ASME B107.2
J7214H	7/16"	11/16"	11/16"	3/8"	19/32"	1-3/32"	0.07 lbs.	ASME B107.2
J7216H	1/2"	3/4"	3/4"	3/8"	19/32"	1-3/32"	0.08 lbs.	ASME B107.2
J7218H	9/16"	13/16"	13/16"	9/16"	19/32"	1-3/32"	0.10 lbs.	ASME B107.2
J7220H	5/8"	29/32"	29/32"	9/16"	19/32"	1-3/32"	0.12 lbs.	ASME B107.2
J7222H	11/16"	1"	1"	9/16"	19/32"	1-3/32"	0.15 lbs.	ASME B107.2
J7224H	3/4"	1-1/16"	1-1/16"	17/32"	19/32"	1-3/32"	0.16 lbs.	ASME B107.2
J7226H	13/16"	1-3/16"	1-13/64"	11/16"	23/32"	1-7/32"	0.24 lbs.	ASME B107.2
J7228H	7/8"	1-9/32"	1-9/32"	11/16"	23/32"	1-7/32"	0.26 lbs.	ASME B107.2
J7230H	15/16"	1-23/64"	1-23/64"	51/64"	27/32"	1-11/32"	0.35 lbs.	ASME B107.2
J7232H	1"	1-1/2"	1-1/2"	51/64"	27/32"	1-11/32"	0.42 lbs.	ASME B107.2



# Impact Sockets



## 3/8" DRIVE METRIC STANDARD LENGTH SOCKETS - 6 POINT

**M**ETRIC

- Proto® 6 Point Impact Sockets are ideal for use on stubborn or damaged fasteners, and also on fasteners made from soft materials.
- The TorquePlus™ design is a high performance drive configuration which allows for quick and easy socket engagement to the fastener flats, not the corners.
- The TorquePlus™ configuration employs a radius-corner design, shifting contact area and stress away from the fastener corners and distributing contact stresses over a large area of the socket, minimizing slippage.
- The TorquePlus™ internal design minimizes fastener rounding, helps to extend fastener life, and allows the user to more easily turn worn, rounded, or rusted fasteners.



Product ID No.	mm	B	C	D	E	L	Weight lbs.	ASME Spec.
J7206M	6	10.7	17.3	5.5	10.7	23.4	0.06 lbs.	ASME B107.33M
J7207M	7	12.2	17.3	6.0	10.7	23.4	0.06 lbs.	ASME B107.33M
J7208M	8	13.0	17.3	7.9	13.5	26.2	0.06 lbs.	ASME B107.33M
J7209M	9	14.7	17.3	8.7	13.5	26.2	0.06 lbs.	ASME B107.33M
J7210M	10	17.3	17.3	9.5	13.5	26.2	0.07 lbs.	ASME B107.33M
J7211M	11	17.3	17.3	10.3	13.5	26.2	0.06 lbs.	ASME B107.33M
J7212M	12	18.2	18.2	11.1	13.5	26.2	0.07 lbs.	ASME B107.33M
J7213M	13	19.1	19.1	11.1	13.5	27.8	0.08 lbs.	ASME B107.33M
J7214M	14	20.5	20.5	14.2	15.1	27.8	0.09 lbs.	ASME B107.33M
J7215M	15	21.8	21.8	14.2	15.1	27.8	0.10 lbs.	ASME B107.33M
J7216M	16	23.0	23.0	14.2	15.1	27.8	0.12 lbs.	ASME B107.33M
J7217M	17	25.4	25.4	14.2	15.1	27.8	0.15 lbs.	ASME B107.33M
J7218M	18	26.2	26.2	14.2	15.1	27.8	0.16 lbs.	ASME B107.33M
J7219M	19	26.8	26.8	13.4	15.1	27.8	0.15 lbs.	ASME B107.33M
J7220M	20	28.2	28.2	13.4	15.1	27.8	0.18 lbs.	ASME B107.33M
J7221M	21	29.4	29.4	13.4	15.1	27.8	0.19 lbs.	ASME B107.33M
J7222M	22	30.5	30.5	13.4	15.1	27.8	0.20 lbs.	ASME B107.33M
J7223M	23	31.8	31.8	13.4	15.1	27.8	0.26 lbs.	ASME B107.33M
J7224M	24	33.0	33.0	13.4	15.1	27.8	0.27 lbs.	ASME B107.33M



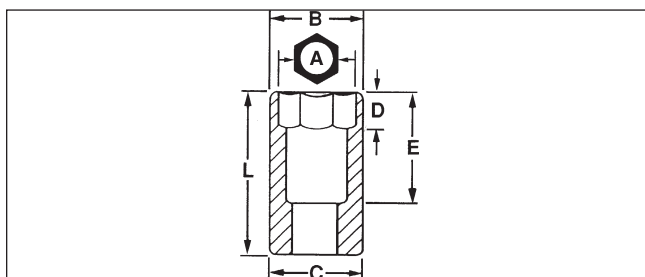
# Impact Sockets

## 3/8" DRIVE STANDARD LENGTH SOCKETS - 8 POINT

- Proto® 8 Point Impact Sockets are ideal for use on stubborn or damaged fasteners, and also on fasteners made from soft materials.
- The TorquePlus™ design is a high performance drive configuration which allows for quick and easy socket engagement to the fastener flats, not the corners.
- The TorquePlus™ configuration employs a radius-corner design, shifting contact area and stress away from the fastener corners and distributing contact stresses over a large area of the socket, minimizing slippage.
- The TorquePlus™ internal design minimizes fastener rounding, helps to extend fastener life, and allows the user to more easily turn worn, rounded, or rusted fasteners.
- Drive end chamfer and four detents help provide quick positive engagement with drive tool on any of the socket drive walls.
- Tight tolerances for snug fit on fastener.
- Large clearance holes, concentric opening and nut end chamfer make it easy to position socket on fasteners.
- Made from high strength steel to help minimize wall thickness and provide access to fasteners in recesses and where nuts and bolts protrude.
- Impact sockets are used wherever powered drive tools are used to install or remove fasteners.
- Impact sockets are designed to withstand higher torque and force associated with impact tools in repetitive application.



Product ID No.	in.	B	C	D	E	L	Weight lbs.	ASME Spec.
J7208S	1/4"	31/64"	11/16"	1/4"	1/2"	1"	.07	ASME B107.2
J7210S	5/16"	5/8"	11/16"	9/32"	1/2"	1"	.07	ASME B107.2
J7212S	3/8"	11/16"	11/16"	5/16"	1/2"	1"	.06	ASME B107.2
J7214S	7/16"	13/16"	13/16"	21/64"	1/2"	1"	.10	ASME B107.2
J7216S	1/2"	59/64"	15/16"	3/8"	9/16"	1-1/16"	.13	ASME B107.2
J7218S	9/16"	1-3/32"	1-3/16"	9/16"	5/8"	1-1/8"	.17	ASME B107.2






# Impact Sockets



## 3/8" DRIVE PROTOGRIP™ HIGH STRENGTH MAGNETIC POWER SOCKET - 6 POINT

- ProtoGrip™ Magnetic Sockets use high strength magnets made from a rare earth magnet alloy/nylon blend.
- ProtoGrip™ Magnetic Sockets require no bushings to hold the magnet in place. This allows room for more magnet material, helping increase total magnetic strength.
- Designed to easily pick up heavy fasteners and hold them tightly during use.
- Strong magnetic hold helps increase efficiency when installing fasteners in awkward or hard-to-reach locations.
- Impact sockets with high impact strength are used in automated and hand impact socket applications.




Product ID No.	 in.	B	C	D	L	Weight lbs.	ASME Spec.
<b>J7210PF</b>	5/16"	1/2"	11/16"	3/16"	1-3/32"	0.8 lbs.	ASME B107.2
<b>J7212PF</b>	3/8"	39/64"	11/16"	15/64"	1-3/32"	0.9 lbs.	ASME B107.2
<b>J7214PF</b>	7/16"	11/16"	11/16"	1/4"	1-3/16"	.09 lbs.	ASME B107.2
<b>J7216PF</b>	1/2"	3/4"	3/4"	9/32"	1-3/16"	.10 lbs.	ASME B107.2
<b>J7218PF</b>	9/16"	13/16"	13/16"	21/64"	1-3/16"	.11 lbs.	ASME B107.2

## 3/8" DRIVE METRIC PROTOGRIP™ HIGH STRENGTH MAGNETIC POWER SOCKET - 6 POINT

**M**ETRIC

- ProtoGrip™ Magnetic Sockets use high strength magnets made from a rare earth magnet alloy/nylon blend.
- ProtoGrip™ Magnetic Sockets require no bushings to hold the magnet in place. This allows room for more magnet material, helping increase total magnetic strength.
- Designed to easily pick up heavy fasteners and hold them tightly during use.
- Strong magnetic hold helps increase efficiency when installing fasteners in awkward or hard-to-reach locations.
- Impacts with high impact strength are used in automated and hand impact socket applications.



Product ID No.	 mm	B	C	D	L	Weight lbs.	ASME Spec.
<b>J7207MPF</b>	7mm	12.3mm	17.5mm	4.4mm	27.8mm	.06 lbs.	ASME B107.33M
<b>J7208MPF</b>	8mm	12.7mm	17.5mm	5.6mm	27.8mm	.06 lbs.	ASME B107.33M
<b>J7210MPF</b>	10mm	15.9mm	17.5mm	5.6mm	29.0mm	.06 lbs.	ASME B107.33M
<b>J7211MPF</b>	11mm	17.5mm	17.5mm	6.7mm	29.0mm	.06 lbs.	ASME B107.33M
<b>J7212MPF</b>	12mm	18.7mm	18.7mm	7.1mm	29.0mm	.07 lbs.	ASME B107.33M
<b>J7213MPF</b>	13mm	19.1mm	19.1mm	7.5mm	30.6mm	.07 lbs.	ASME B107.33M
<b>J7215MPF</b>	15mm	21.8mm	21.8mm	8.3mm	30.6mm	.10 lbs.	ASME B107.33M




# Impact Sockets

## 3/8" DRIVE PROTOGRIP™ HIGH STRENGTH MAGNETIC IMPACT SOCKET - 6 POINT

- ProtoGrip™ Magnetic Sockets use high strength magnets made from a rare earth magnet alloy/nylon blend.
- ProtoGrip™ Magnetic Sockets require no bushings to hold the magnet in place. This allows room for more magnet material, helping increase total magnetic strength.
- Designed to easily pick up heavy fasteners and hold them tightly during use.
- Strong magnetic hold helps increase efficiency when installing fasteners in awkward or hard-to-reach locations.
- Impact sockets with high impact strength are used in automated and hand impact socket applications.




Product ID No.	 in.	B	C	D	L	Weight lbs.	ASME Spec.
J7208HF	1/4"	7/16"	11/16"	11/64"	1-3/32"	0.06	ASME B107.33M
J7210HF	5/16"	1/2"	11/16"	3/16"	1-3/32"	0.06	ASME B107.33M
J7212HF	3/8"	39/64"	11/16"	15/64"	1-3/32"	0.06	ASME B107.33M
J7214HF	7/16"	11/16"	11/16"	1/4"	1-3/32"	0.06	ASME B107.33M
J7216HF	1/2"	3/4"	3/4"	9/32"	1-3/32"	0.08	ASME B107.33M
J7218HF	9/16"	13/16"	13/16"	21/64"	1-3/32"	0.08	ASME B107.33M
J7220HF	5/8"	29/32"	29/32"	23/64"	1-7/32"	0.11	ASME B107.33M

## 3/8" DRIVE METRIC PROTOGRIP™ HIGH STRENGTH MAGNETIC IMPACT SOCKET - 6 POINT **METRIC**

- ProtoGrip™ Magnetic Sockets use high strength magnets made from a rare earth magnet alloy/nylon blend.
- ProtoGrip™ Magnetic Sockets require no bushings to hold the magnet in place. This allows room for more magnet material, helping increase total magnetic strength.
- Designed to easily pick up heavy fasteners and hold them tightly during use.
- Strong magnetic hold helps increase efficiency when installing fasteners in awkward or hard-to-reach locations.
- Impact sockets with high impact strength are used in automated and hand impact socket applications.



Product ID No.	 mm	B	C	D	L	Weight lbs.	ASME Spec.
J7207MHF	7	12.3	17.5	4.4	27.8	0.08 lbs.	ASME B107.33
J7208MHF	8	12.7	17.5	4.4	27.8	0.08 lbs.	ASME B107.33
J7210MHF	10	15.9	17.5	5.6	29	0.08 lbs.	ASME B107.33
J7211MHF	11	17.5	17.5	6.7	29	0.08 lbs.	ASME B107.33
J7212MHF	12	18.7	18.7	7.1	29	0.09 lbs.	ASME B107.33
J7213MHF	13	19.1	19.1	7.5	30.6	0.10 lbs.	ASME B107.33
J7214MHF	14	20.6	20.6	8.3	30.6	0.12 lbs.	ASME B107.33
J7215MHF	15	21.8	21.8	8.3	30.6	0.14 lbs.	ASME B107.33
J7217MHF	17	25.4	25.4	9.9	31.8	0.20 lbs.	ASME B107.33
J7218MHF	18	26.2	26.2	9.9	31.8	0.21 lbs.	ASME B107.33



# Impact Sockets

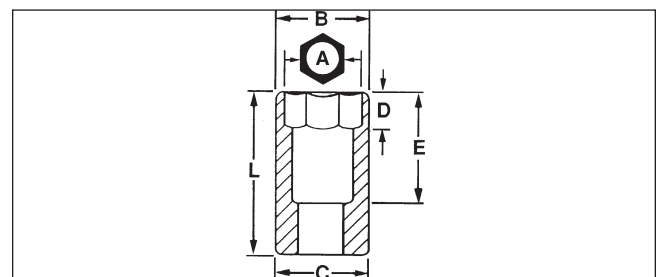


## 3/8" DRIVE DEEP LENGTH SOCKETS - 6 POINT

- Proto® 6 Point Impact Sockets are ideal for use on stubborn or damaged fasteners, and also on fasteners made from soft materials.
- The TorquePlus™ design is a high performance drive configuration which allows for quick and easy socket engagement to the fastener flats, not the corners.
- The TorquePlus™ configuration employs a radius-corner design, shifting contact area and stress away from the fastener corners and distributing contact stresses over a large area of the socket, minimizing slippage.
- The TorquePlus™ internal design minimizes fastener rounding, helps to extend fastener life, and allows the user to more easily turn worn, rounded, or rusted fasteners.



Product ID No.	in.	B	C	D	E	L	Weight lbs.	ASME Spec.
J7708H	1/4"	7/16"	11/16"	9/32"	2-1/4"	2-3/4"	0.11 lbs.	ASME B107.2
J7709H	9/32"	31/64"	11/16"	5/16"	2-1/4"	2-3/4"	0.12 lbs.	ASME B107.2
J7710H	5/16"	33/64"	11/16"	21/64"	2-1/4"	2-3/4"	0.13 lbs.	ASME B107.2
J7711H	11/32"	35/64"	11/16"	11/32"	2-1/4"	2-3/4"	0.13 lbs.	ASME B107.2
J7712H	3/8"	19/32"	11/16"	3/8"	2-1/4"	2-3/4"	0.14 lbs.	ASME B107.2
J7714H	7/16"	11/16"	11/16"	27/64"	2-1/4"	2-3/4"	0.15 lbs.	ASME B107.2
J7716H	1/2"	3/4"	3/4"	15/32"	2-1/4"	2-3/4"	0.18 lbs.	ASME B107.2
J7718H	9/16"	13/16"	13/16"	11/16"	2-1/4"	2-3/4"	0.20 lbs.	ASME B107.2
J7720H	5/8"	29/32"	29/32"	11/16"	2-1/4"	2-3/4"	0.29 lbs.	ASME B107.2
J7722H	11/16"	1"	1"	11/16"	2-1/4"	2-3/4"	0.33 lbs.	ASME B107.2
J7724H	3/4"	1-1/16"	1-1/16"	43/64"	2-1/4"	2-3/4"	0.35 lbs.	ASME B107.2
J7726H	13/16"	1-13/64"	1-13/64"	13/16"	2-1/8"	2-3/4"	0.35 lbs.	ASME B107.2
J7728H	7/8"	1-9/32"	1-9/32"	13/16"	2-1/8"	2-3/4"	0.39 lbs.	ASME B107.2
J7730H	15/16"	1-23/64"	1-23/64"	13/16"	2-1/8"	2-3/4"	0.50 lbs.	ASME B107.2
J7732H	1"	1-1/2"	1-1/2"	13/16"	2-1/8"	2-3/4"	0.59 lbs.	ASME B107.2





# Impact Sockets

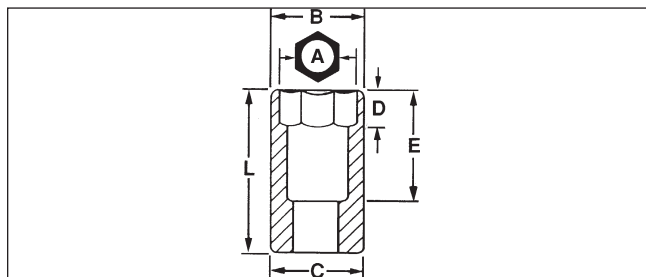
**M**ETRIC

## 3/8" DRIVE METRIC DEEP LENGTH SOCKETS - 6 POINT

- Proto® 6 Point Impact Sockets are ideal for use on stubborn or damaged fasteners, and also on fasteners made from soft materials.
- The TorquePlus™ design is a high performance drive configuration which allows for quick and easy socket engagement to the fastener flats, not the corners.
- The TorquePlus™ configuration employs a radius-corner design, shifting contact area and stress away from the fastener corners and distributing contact stresses over a large area of the socket, minimizing slippage.
- The TorquePlus™ internal design minimizes fastener rounding, helps to extend fastener life, and allows the user to more easily turn worn, rounded, or rusted fasteners.



Product ID No.	mm	B	C	D	E	L	Weight lbs.	ASME Spec.
J7006M	6	10.7	17.3	7.1	57.2	69.9	0.19 lbs.	ASME B107.33M
J7007M	7	12.2	17.3	8.0	57.2	69.9	0.20 lbs.	ASME B107.33M
J7008M	8	13.0	17.3	8.0	57.2	69.9	0.19 lbs.	ASME B107.33M
J7009M	9	14.7	17.3	9.5	57.2	69.9	0.20 lbs.	ASME B107.33M
J7010M	10	15.7	17.3	9.5	57.2	69.9	0.19 lbs.	ASME B107.33M
J7011M	11	17.3	17.3	10.3	57.2	69.9	0.18 lbs.	ASME B107.33M
J7012M	12	18.9	18.9	11.1	57.2	69.9	0.20 lbs.	ASME B107.33M
J7013M	13	19.1	19.1	11.9	57.2	69.9	0.22 lbs.	ASME B107.33M
J7014M	14	20.5	20.5	12.7	57.2	69.9	0.22 lbs.	ASME B107.33M
J7015M	15	21.8	21.8	17.5	57.2	69.9	0.25 lbs.	ASME B107.33M
J7016M	16	23.0	23.0	17.5	57.2	69.9	0.29 lbs.	ASME B107.33M
J7017M	17	25.4	25.4	17.5	57.2	69.9	0.37 lbs.	ASME B107.33M
J7018M	18	26.1	26.1	17.5	57.2	69.9	0.38 lbs.	ASME B107.33M
J7019M	19	26.8	26.8	17.5	57.2	69.9	0.38 lbs.	ASME B107.33M
J7020M	20	28.2	28.2	19.7	57.2	69.9	0.42 lbs.	ASME B107.33M
J7021M	21	29.4	29.4	19.7	57.2	69.9	0.46 lbs.	ASME B107.33M
J7022M	22	30.5	30.5	20.4	57.2	69.9	0.49 lbs.	ASME B107.33M
J7023M	23	31.8	31.8	20.4	57.2	69.9	0.53 lbs.	ASME B107.33M
J7024M	24	33.0	33.0	23.5	57.2	69.9	0.58 lbs.	ASME B107.33M



# Impact Sockets



## 3/8" DRIVE THIN WALL DEEP IMPACT SAE - 6 POINT

- Reduced wall thickness helps improve access to fasteners in restricted areas.
- All impact sockets feature one through hole and a groove to accept a retaining ring and pin to secure the socket to the power tool anvil.
- Chamfered service ends for quick and positive fastener engagement.
- Proto® 6 Point Impact Sockets are ideal for use on stubborn or damaged fasteners, and also on fasteners made from soft materials.
- The TorquePlus™ design is a high performance drive configuration which allows for quick and easy socket engagement to the fastener flats, not the corners.
- The TorquePlus™ configuration employs a radius-corner design, shifting contact area and stress away from the fastener corners and distributing contact stresses over a large area of the socket, minimizing slippage.
- The TorquePlus™ internal design minimizes fastener rounding, helps to extend fastener life, and allows the user to more easily turn worn, rounded, or rusted fasteners.
- Thin wall sockets are lightweight.
- They designed to fit into smaller spaces.
- Thinner walls help improve productivity by making it easier to gain access to fasteners in confined spaces.
- Extra deep length helps improve access in confined areas.
- Often used in application where fasteners are close together, such as tire service.



Product ID No.	in.	B	C	D	E	L	Weight lbs.
J7708HT	1/4"	27/64"	11/16"	9/32"	2-1/4"	2-3/4"	0.1 lbs.
J7710HT	5/16"	31/64"	11/16"	1/4"	2-1/4"	2-3/4"	0.1 lbs.
J7711HT	11/32"	1/2"	11/16"	9/32"	2-1/4"	2-3/4"	0.1 lbs.
J7712HT	3/8"	37/64"	11/16"	5/16"	2-1/4"	2-3/4"	0.1 lbs.
J7714HT	7/16"	41/64"	11/16"	11/32"	2-1/4"	2-3/4"	0.2 lbs.
J7716HT	1/2"	23/32"	23/32"	13/32"	2-1/4"	2-3/4"	0.2 lbs.
J7718HT	9/16"	25/32"	25/32"	1/2"	2-1/4"	2-3/4"	0.2 lbs.
J7720HT	5/8"	7/8"	7/8"	1/2"	2-1/4"	2-3/4"	0.30 lbs.
J7722HT	11/16"	15/16"	15/16"	1/2"	2-1/4"	2-3/4"	0.30 lbs.
J7724HT	3/4"	1"	1"	17/32"	2-1/4"	2-3/4"	0.4 lbs.
J7728HT	7/8"	1-7/32"	1-7/32"	13/16"	2-1/8"	2-3/4"	0.40 lbs.
J7730HT	15/16"	1-1/4"	1-1/4"	13/16"	2-1/8"	2-3/4"	0.50 lbs.



# Impact Sockets

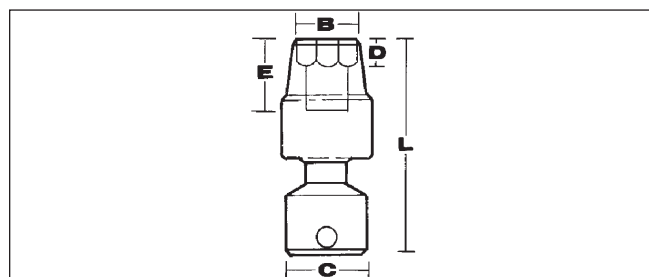
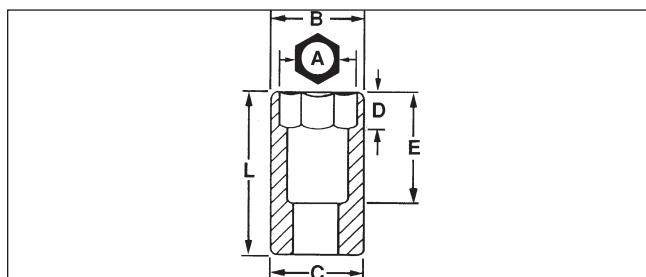
## 3/8" THIN WALL DEEP IMPACT METRIC - 6 POINT

**M**ETRIC

- Specifically designed for light clearance applications.
- Reduced wall thickness helps improve access to fasteners in restricted areas.
- All Impact sockets feature one through hole and a groove to accept a retaining ring and pin to secure the socket to the power tool anvil.
- Chamfered service ends for quick and positive fastener engagement.
- Proto® 6 Point Impact Sockets are ideal for use on stubborn or damaged fasteners, and also on fasteners made from soft materials.
- The TorquePlus™ design is a high performance drive configuration which allows for quick and easy socket engagement to the fastener flats, not the corners.
- The TorquePlus™ configuration employs a radius-corner design, shifting contact area and stress away from the fastener corners and distributing contact stresses over a large area of the socket, minimizing slippage.
- The TorquePlus™ internal design minimizes fastener rounding, helps to extend fastener life, and allows the user to more easily turn worn, rounded, or rusted fasteners.
- Thin wall sockets are lightweight.
- They designed to fit into smaller spaces.
- Thinner walls help improve productivity by making it easier to gain access to fasteners in confined spaces.
- Extra deep length helps improve access in confined areas.
- Often used in application where fasteners are close together, such as tire service.



Product ID No.	mm	B	C	D	E	L	Weight lbs.
J7008MHT	8	12.2	17.3	6.4	31.7	50.8	0.11
J7009MHT	9	13.3	17.3	7.8	30.3	50.8	0.11
J7010MHT	10	15	17.3	8.7	29.4	50.8	0.11
J7011MHT	11	17.3	17.3	8.4	29.7	50.8	0.12
J7012MHT	12	17.3	17.3	9.6	28.5	50.8	0.12
J7013MHT	13	18	18	10.5	27.6	50.8	0.12
J7014MHT	14	19.7	19.7	12	26.1	50.8	0.14
J7015MHT	15	21	21	12.7	25.4	50.8	0.17
J7016MHT	16	22.2	22.2	12.7	25.4	50.8	0.18
J7017MHT	17	25.4	25.4	12.7	25.4	50.8	0.20
J7018MHT	18	24.8	24.8	12.7	25.4	50.8	0.20
J7019MHT	19	25.4	25.4	13.5	24.6	50.8	0.25




# Impact Sockets



## 3/8" DRIVE TORX® SOCKETS

- For use with Torx® style fasteners.


Product ID No.		L	Weight lbs.
J7206TX	E6	1-1/4"	.06
J7207TX	E7	1-1/4"	.07
J7208TX	E8	1-1/4"	.07
J7210TX	E10	1-1/4"	.07
J7212TX	E12	1-1/4"	.07
J7214TX	E14	1-1/4"	.09
J7216TX	E16	1-1/4"	.10



## 3/8" DRIVE UNIVERSAL SOCKETS - 6 POINT

- Proto 6 Point Sockets can be used on stubborn hex bolts or bolts made from soft materials.
- The TorquePlus™ system high performance design allows the socket to contact the fastener away from the corners.
- Contact stresses are dispersed over a larger area.
- Risk of rounding the fastener is reduced.
- Enables users to turn worn, rounded fasteners.



Product ID No.	 in.	B	C	D	E	L	Weight lbs.	ASME Spec.
J7273P	3/8"	9/16"	31/32"	9/64"	13/32"	2-5/16"	.31	ASME B107.2
J7274P	7/16"	21/32"	31/32"	15/64"	15/32"	2-3/8"	.31	ASME B107.2
J7275P	1/2"	47/64"	31/32"	15/64"	17/32"	2-7/16"	.32	ASME B107.2
J7276P	9/16"	27/32"	31/32"	17/64"	19/32"	2-15/32"	.33	ASME B107.2
J7277P	5/8"	31/32"	31/32"	5/16"	19/32"	2-15/32"	.36	ASME B107.2

## 3/8" DRIVE UNIVERSAL JOINT

- Patented "Pinless" design for greater safety and durability.
- Position at right angles to turn fasteners where obstructions prevent a straight application.

Product ID No.	L	Weight lbs.	ASME Spec.
J7270P	2-11/32"	.29	ASME B107.2




Torx is a trademark of Acument Intellectual Properties, LLC



# Impact Sockets





## 3/8" DRIVE ADAPTERS

- Use adapters to help increase or decrease drive end size.
- Do not use hand adapters with power tools.
- Do not overtorque small sockets when using them with adapters on large drive tools.

Product ID No.		Weight lbs.	ASME Spec.
<b>J7650</b>	3/8" F x 1/2" M 1-5/16"	0.13 lbs.	ASME B107.2
<b>J7651</b>	1/2" F x 3/8" M 1-7/16"	0.12 lbs.	ASME B107.2




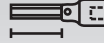


## 3/8" DRIVE HEX BITS

Product ID No.				Weight lbs.	
<b>J7290 1/8</b>	1/8"	1-5/8"	2-23/32"	.05	4980RKA
<b>J7290 5/32</b>	5/32"	1-5/8"	2-23/32"	.05	4981RKA
<b>J7290 3/16</b>	3/16"	1-5/8"	2-23/32"	.06	4982RKA
<b>J7290 7/32</b>	7/32"	1-5/8"	2-23/32"	.07	4984RKA
<b>J7290 1/4</b>	1/4"	1-5/8"	2-23/32"	.08	4985RKA
<b>J7290 5/16</b>	5/16"	1-5/8"	2-23/32"	.10	4987RKA
<b>J7290 3/8</b>	3/8"	1-5/8"	2-23/32"	.13	4988RKA



## 3/8" DRIVER METRIC HEX BITS

**M**ETRIC

Product ID No.				Weight lbs.	
<b>J7290-4M</b>	4	41.3	69.1	.06	1404MRKA
<b>J7290-5M</b>	5	41.3	69.1	.06	1405MRKA
<b>J7290-6M</b>	6	41.3	69.1	.08	1406MRKA
<b>J7290-8M</b>	8	41.3	69.1	.10	1408MRKA
<b>J7290-10M</b>	10	41.3	69.1	.14	1410MRKA






# Impact Sockets



## 3/8" DRIVE EXTENSIONS

- Use extensions to gain access to fasteners in locations that would otherwise be difficult to reach.
- Male square is oriented in line with female squares for use with fixed head torque wrenches.
- Full chamfer at drive opening (when applicable) for easy engagement with drive tools.
- Drive end chamfer and four detents help provide quick positive engagement with drive tool on any of the socket drive walls.



Product ID No.	L	Weight lbs.	ASME Spec.
<b>J7175P</b>	3"	.18	ASME B107.2
<b>J7176P</b>	6"	.35	ASME B107.2
<b>J7178P</b>	12"	.69	ASME B107.2

## 3/8" DRIVE HAND IMPACT DRIVER

- Designed to loosen hard to turn bolts and screws.
- Heavy-Duty spring for added torque.

Product ID No.	L	Weight lbs.
<b>J7099</b>	5-1/2"	1.66



## 3/8" DRIVE RETAINING RINGS

- Proto® 3/8" Drive Retaining Rings have a one-piece, without a crush gauge.

Product ID No.	Description	Length	Width	Height	Weight lbs.
<b>JRR37560</b>	Retaining Ring 3/8" Drive 600 GRV	11/16"	11/16"	1/16"	0.01
<b>JRR37567</b>	Retaining Ring 3/8" Drive 670 GRV	3/4"	12/16"	1/16"	0.01
<b>JRR37575</b>	Retaining Ring 3/8" Drive 750 GRV	13/16"	13/16"	1/16"	0.01
<b>JRR37582</b>	Retaining Ring 3/8" Drive 820 GRV	7/8"	7/8"	1/16"	0.01
<b>JRR37595</b>	Retaining Ring 3/8" Drive 950 GRV	1"	1"	1/16"	0.01
<b>JRR37511</b>	Retaining Ring 3/8" Drive 1100 GRV	1-3/16"	1-3/16"	1/16"	0.01
<b>JRR37512</b>	Retaining Ring 3/8" Drive 1200 GRV	1-1/4"	1-1/4"	1/16"	0.01





# Impact Sockets

## SET NO. J74106 - 1/2" DRIVE 19 PC. SOCKET SET - 6 POINT

- Proto® 6 Point Impact Sockets are ideal for use on stubborn or damaged fasteners, and also on fasteners made from soft materials.
- The TorquePlus™ design is a high performance drive configuration which allows for quick and easy socket engagement to the fastener flats, not the corners.
- The TorquePlus™ configuration employs a radius-corner design, shifting contact area and stress away from the fastener corners and distributing contact stresses over a large area of the socket, minimizing slippage.
- The TorquePlus™ internal design minimizes fastener rounding, helps to extend fastener life, and allows the user to more easily turn worn, rounded, or rusted fasteners.
- Weight: 10 lbs.



Product ID No.	Contents	Description	ASME Spec.
<b>J74106</b>	J7412H	Socket, Impact 1/2" Dr. 3/8" 6 Pt.	ASME B107.2
	J7414H	Socket, Impact 1/2" Dr. 7/16" 6 Pt.	ASME B107.2
	J7416H	Socket, Impact 1/2" Dr. 1/2" 6 Pt.	ASME B107.2
	J7418H	Socket, Impact 1/2" Dr. 9/16" 6 Pt.	ASME B107.2
	J7420H	Socket, Impact 1/2" Dr. 5/8" 6 Pt.	ASME B107.2
	J7422H	Socket, Impact 1/2" Dr. 11/16" 6 Pt.	ASME B107.2
	J7424H	Socket, Impact 1/2" Dr. 3/4" 6 Pt.	ASME B107.2
	J7426H	Socket, Impact 1/2" Dr. 13/16" 6 Pt.	ASME B107.2
	J7428H	Socket, Impact 1/2" Dr. 7/8" 6 Pt.	ASME B107.2
	J7430H	Socket, Impact 1/2" Dr. 15/16" 6 Pt.	ASME B107.2
	J7432H	Socket, Impact 1/2" Dr. 1" 6 Pt.	ASME B107.2
	J7434H	Socket, Impact 1/2" Dr. 1-1/16" 6 Pt.	ASME B107.2
	J7436H	Socket, Impact 1/2" Dr. 1-1/8" 6 Pt.	ASME B107.2
	J7438H	Socket, Impact 1/2" Dr. 1-3/16" 6 Pt.	ASME B107.2
	J7440H	Socket, Impact 1/2" Dr. 1-1/4" 6 Pt.	ASME B107.2
	J7442H	Socket, Impact 1/2" Dr. 1-5/16" 6 Pt.	ASME B107.2
	J7444H	Socket, Impact 1/2" Dr. 1-3/8" 6 Pt.	ASME B107.2
	J7446H	Socket, Impact 1/2" Dr. 1-7/16" 6 Pt.	ASME B107.2
	J7448H	Socket, Impact 1/2" Dr. 1-1/2" 6 Pt.	ASME B107.2
	J2587	Socket Bar 17"	
	J2592	Socket Clips	



# Impact Sockets



## SET NO. J74104 - 1/2" DRIVE 15 PC. SOCKET SET - 6 POINT

- Proto® 6 Point Impact Sockets are ideal for use on stubborn or damaged fasteners, and also on fasteners made from soft materials.
- The TorquePlus™ design is a high performance drive configuration which allows for quick and easy socket engagement to the fastener flats, not the corners.
- The TorquePlus™ configuration employs a radius-corner design, shifting contact area and stress away from the fastener corners and distributing contact stresses over a large area of the socket, minimizing slippage.
- The TorquePlus™ internal design minimizes fastener rounding, helps to extend fastener life, and allows the user to more easily turn worn, rounded, or rusted fasteners.
- Weight: 6.44 lbs.



Product ID No.	Contents	Description	ASME Spec.
<b>J74104</b>	J7412H	Socket, Impact 1/2" Dr. 3/8" 6 Pt.	ASME B107.2
	J7414H	Socket, Impact 1/2" Dr. 7/16" 6 Pt.	ASME B107.2
	J7416H	Socket, Impact 1/2" Dr. 1/2" 6 Pt.	ASME B107.2
	J7418H	Socket, Impact 1/2" Dr. 9/16" 6 Pt.	ASME B107.2
	J7420H	Socket, Impact 1/2" Dr. 5/8" 6 Pt.	ASME B107.2
	J7422H	Socket, Impact 1/2" Dr. 11/16" 6 Pt.	ASME B107.2
	J7424H	Socket, Impact 1/2" Dr. 3/4" 6 Pt.	ASME B107.2
	J7426H	Socket, Impact 1/2" Dr. 13/16" 6 Pt.	ASME B107.2
	J7428H	Socket, Impact 1/2" Dr. 7/8" 6 Pt.	ASME B107.2
	J7430H	Socket, Impact 1/2" Dr. 15/16" 6 Pt.	ASME B107.2
	J7432H	Socket, Impact 1/2" Dr. 1" 6 Pt.	ASME B107.2
	J7434H	Socket, Impact 1/2" Dr. 1-1/16" 6 Pt.	ASME B107.2
	J7436H	Socket, Impact 1/2" Dr. 1-1/8" 6 Pt.	ASME B107.2
	J7438H	Socket, Impact 1/2" Dr. 1-3/16" 6 Pt.	ASME B107.2
	J7440H	Socket, Impact 1/2" Dr. 1-1/4" 6 Pt.	ASME B107.2
	J2584	Socket Bar 6-1/4"	
	J2587	Socket Bar 17"	
	J2592	Socket Clips	



# Impact Sockets

## SET NO. J74102 - 1/2" DRIVE 11 PC. SOCKET SET - 6 POINT

- Proto® 6 Point Impact Sockets are ideal for use on stubborn or damaged fasteners, and also on fasteners made from soft materials.
- The TorquePlus™ design is a high performance drive configuration which allows for quick and easy socket engagement to the fastener flats, not the corners.
- The TorquePlus™ configuration employs a radius-corner design, shifting contact area and stress away from the fastener corners and distributing contact stresses over a large area of the socket, minimizing slippage.
- The TorquePlus™ internal design minimizes fastener rounding, helps to extend fastener life, and allows the user to more easily turn worn, rounded, or rusted fasteners.
- Weight: 4.1lbs.



Product ID No.	Contents	Description	ASME Spec.
<b>J74102</b>	J7416H	Socket, Impact 1/2" Dr. 1/2" 6 Pt.	ASME B107.2
	J7418H	Socket, Impact 1/2" Dr. 9/16" 6 Pt.	ASME B107.2
	J7420H	Socket, Impact 1/2" Dr. 5/8" 6 Pt.	ASME B107.2
	J7422H	Socket, Impact 1/2" Dr. 11/16" 6 Pt.	ASME B107.2
	J7424H	Socket, Impact 1/2" Dr. 3/4" 6 Pt.	ASME B107.2
	J7426H	Socket, Impact 1/2" Dr. 13/16" 6 Pt.	ASME B107.2
	J7428H	Socket, Impact 1/2" Dr. 7/8" 6 Pt.	ASME B107.2
	J7430H	Socket, Impact 1/2" Dr. 15/16" 6 Pt.	ASME B107.2
	J7432H	Socket, Impact 1/2" Dr. 1" 6 Pt.	ASME B107.2
	J7434H	Socket, Impact 1/2" Dr. 1-1/16" 6 Pt.	ASME B107.2
	J7436H	Socket, Impact 1/2" Dr. 1-1/8" 6 Pt.	ASME B107.2
J2586	Socket Bar 13"		
J2592	Socket Clips		



# Impact Sockets



## SET NO. J74206 - 1/2" DRIVE 25 PC. METRIC SOCKET SET - 6 POINT

**M**ETRIC

- Proto® 6 Point Impact Sockets are ideal for use on stubborn or damaged fasteners, and also on fasteners made from soft materials.
- The TorquePlus™ design is a high performance drive configuration which allows for quick and easy socket engagement to the fastener flats, not the corners.
- The TorquePlus™ configuration employs a radius-corner design, shifting contact area and stress away from the fastener corners and distributing contact stresses over a large area of the socket, minimizing slippage.
- The TorquePlus™ internal design minimizes fastener rounding, helps to extend fastener life, and allows the user to more easily turn worn, rounded, or rusted fasteners.
- Weight: 7.75 lbs.



Product ID No.	Contents	Description	ASME Spec.
<b>J74206</b>	J7408M	Socket, Impact 1/2" Dr. 8 mm 6 Pt.	ASME B107.33M
	J7409M	Socket, Impact 1/2" Dr. 9 mm 6 Pt.	ASME B107.33M
	J7410M	Socket, Impact 1/2" Dr. 10 mm 6 Pt.	ASME B107.33M
	J7411M	Socket, Impact 1/2" Dr. 11 mm 6 Pt.	ASME B107.33M
	J7412M	Socket, Impact 1/2" Dr. 12 mm 6 Pt.	ASME B107.33M
	J7413M	Socket, Impact 1/2" Dr. 13 mm 6 Pt.	ASME B107.33M
	J7414M	Socket, Impact 1/2" Dr. 14 mm 6 Pt.	ASME B107.33M
	J7415M	Socket, Impact 1/2" Dr. 15 mm 6 Pt.	ASME B107.33M
	J7416M	Socket, Impact 1/2" Dr. 16 mm 6 Pt.	ASME B107.33M
	J7417M	Socket, Impact 1/2" Dr. 17 mm 6 Pt.	ASME B107.33M
	J7418M	Socket, Impact 1/2" Dr. 18 mm 6 Pt.	ASME B107.33M
	J7419M	Socket, Impact 1/2" Dr. 19 mm 6 Pt.	ASME B107.33M
	J7420M	Socket, Impact 1/2" Dr. 20 mm 6 Pt.	ASME B107.33M
	J7421M	Socket, Impact 1/2" Dr. 21 mm 6 Pt.	ASME B107.33M
	J7422M	Socket, Impact 1/2" Dr. 22 mm 6 Pt.	ASME B107.33M
	J7423M	Socket, Impact 1/2" Dr. 23 mm 6 Pt.	ASME B107.33M
	J7424M	Socket, Impact 1/2" Dr. 24 mm 6 Pt.	ASME B107.33M
	J7425M	Socket, Impact 1/2" Dr. 25 mm 6 Pt.	ASME B107.33M
	J7426M	Socket, Impact 1/2" Dr. 26 mm 6 Pt.	ASME B107.33M
	J7427M	Socket, Impact 1/2" Dr. 27 mm 6 Pt.	ASME B107.33M
	J7428M	Socket, Impact 1/2" Dr. 28 mm 6 Pt.	ASME B107.33M
	J7429M	Socket, Impact 1/2" Dr. 29 mm 6 Pt.	ASME B107.33M
	J7430M	Socket, Impact 1/2" Dr. 30 mm 6 Pt.	ASME B107.33M
	J7432M	Socket, Impact 1/2" Dr. 32 mm 6 Pt.	ASME B107.33M
	J7436M	Socket, Impact 1/2" Dr. 36 mm 6 Pt.	ASME B107.33M
	J2587	Socket Bar 17"	
	J2592	Socket Clips	



# Impact Sockets

## SET NO. J74204 - 1/2" DRIVE 15 PC. METRIC SOCKET SET - 6 POINT

**M**ETRIC

- Proto® 6 Point Impact Sockets are ideal for use on stubborn or damaged fasteners, and also on fasteners made from soft materials.
- The TorquePlus™ design is a high performance drive configuration which allows for quick and easy socket engagement to the fastener flats, not the corners.
- The TorquePlus™ configuration employs a radius-corner design, shifting contact area and stress away from the fastener corners and distributing contact stresses over a large area of the socket, minimizing slippage.
- The TorquePlus™ internal design minimizes fastener rounding, helps to extend fastener life, and allows the user to more easily turn worn, rounded, or rusted fasteners.
- Weight: 4.28 lbs.



Product ID No.	Contents	Description	ASME Spec.
<b>J74204</b>	J7410M	Socket, Impact 1/2" Dr. 10 mm 6 Pt.	ASME B107.33M
	J7411M	Socket, Impact 1/2" Dr. 11 mm 6 Pt.	ASME B107.33M
	J7412M	Socket, Impact 1/2" Dr. 12 mm 6 Pt.	ASME B107.33M
	J7413M	Socket, Impact 1/2" Dr. 13 mm 6 Pt.	ASME B107.33M
	J7414M	Socket, Impact 1/2" Dr. 14 mm 6 Pt.	ASME B107.33M
	J7415M	Socket, Impact 1/2" Dr. 15 mm 6 Pt.	ASME B107.33M
	J7416M	Socket, Impact 1/2" Dr. 16 mm 6 Pt.	ASME B107.33M
	J7417M	Socket, Impact 1/2" Dr. 17 mm 6 Pt.	ASME B107.33M
	J7418M	Socket, Impact 1/2" Dr. 18 mm 6 Pt.	ASME B107.33M
	J7419M	Socket, Impact 1/2" Dr. 19 mm 6 Pt.	ASME B107.33M
	J7420M	Socket, Impact 1/2" Dr. 20 mm 6 Pt.	ASME B107.33M
	J7421M	Socket, Impact 1/2" Dr. 21 mm 6 Pt.	ASME B107.33M
	J7422M	Socket, Impact 1/2" Dr. 22 mm 6 Pt.	ASME B107.33M
	J7423M	Socket, Impact 1/2" Dr. 23 mm 6 Pt.	ASME B107.33M
	J7424M	Socket, Impact 1/2" Dr. 24 mm 6 Pt.	ASME B107.33M
	J2587	Socket Bar 17"	
	J2592	Socket Clips	



# Impact Sockets



## SET NO. J74202 - 1/2" DRIVE 10 PC. METRIC SOCKET SET - 6 POINT

**M**ETRIC

- Proto® 6 Point Impact Sockets are ideal for use on stubborn or damaged fasteners, and also on fasteners made from soft materials.
- The TorquePlus™ design is a high performance drive configuration which allows for quick and easy socket engagement to the fastener flats, not the corners.
- The TorquePlus™ configuration employs a radius-corner design, shifting contact area and stress away from the fastener corners and distributing contact stresses over a large area of the socket, minimizing slippage.
- The TorquePlus™ internal design minimizes fastener rounding, helps to extend fastener life, and allows the user to more easily turn worn, rounded, or rusted fasteners.
- Weight: 2.15 lbs.



Product ID No.	Contents	Description
<b>J74202</b>	J7410M	Socket, Impact 1/2" Dr. 10 mm 6 Pt.
	J7411M	Socket, Impact 1/2" Dr. 11 mm 6 Pt.
	J7412M	Socket, Impact 1/2" Dr. 12 mm 6 Pt.
	J7413M	Socket, Impact 1/2" Dr. 13 mm 6 Pt.
	J7414M	Socket, Impact 1/2" Dr. 14 mm 6 Pt.
	J7415M	Socket, Impact 1/2" Dr. 15 mm 6 Pt.
	J7416M	Socket, Impact 1/2" Dr. 16 mm 6 Pt.
	J7417M	Socket, Impact 1/2" Dr. 17 mm 6 Pt.
	J7418M	Socket, Impact 1/2" Dr. 18 mm 6 Pt.
	J7419M	Socket, Impact 1/2" Dr. 19 mm 6 Pt.
	J2586	Socket Bar 13"
	J2592	Socket Clips



# Impact Sockets

## SET NO. J74216 - 1/2" DRIVE 25 PC. METRIC DEEP SOCKET SET - 6 POINT

**M**ETRIC

- Proto® 6 Point Impact Sockets are ideal for use on stubborn or damaged fasteners, and also on fasteners made from soft materials.
- The TorquePlus™ design is a high performance drive configuration which allows for quick and easy socket engagement to the fastener flats, not the corners.
- The TorquePlus™ configuration employs a radius-corner design, shifting contact area and stress away from the fastener corners and distributing contact stresses over a large area of the socket, minimizing slippage.
- The TorquePlus™ internal design minimizes fastener rounding, helps to extend fastener life, and allows the user to more easily turn worn, rounded, or rusted fasteners.
- Weight: 15.74 lbs.



Product ID No.	Contents	Description	ASME Spec.
<b>J74216</b>	J7308M	Socket, Impact 1/2" Dr. 8 mm 6 Pt. Deep	ASME B107.33M
	J7309M	Socket, Impact 1/2" Dr. 9 mm 6 Pt. Deep	ASME B107.33M
	J7310M	Socket, Impact 1/2" Dr. 10 mm 6 Pt. Deep	ASME B107.33M
	J7311M	Socket, Impact 1/2" Dr. 11 mm 6 Pt. Deep	ASME B107.33M
	J7312M	Socket, Impact 1/2" Dr. 12 mm 6 Pt. Deep	ASME B107.33M
	J7313M	Socket, Impact 1/2" Dr. 13 mm 6 Pt. Deep	ASME B107.33M
	J7314M	Socket, Impact 1/2" Dr. 14 mm 6 Pt. Deep	ASME B107.33M
	J7315M	Socket, Impact 1/2" Dr. 15 mm 6 Pt. Deep	ASME B107.33M
	J7316M	Socket, Impact 1/2" Dr. 16 mm 6 Pt. Deep	ASME B107.33M
	J7317M	Socket, Impact 1/2" Dr. 17 mm 6 Pt. Deep	ASME B107.33M
	J7318M	Socket, Impact 1/2" Dr. 18 mm 6 Pt. Deep	ASME B107.33M
	J7319M	Socket, Impact 1/2" Dr. 19 mm 6 Pt. Deep	ASME B107.33M
	J7320M	Socket, Impact 1/2" Dr. 20 mm 6 Pt. Deep	ASME B107.33M
	J7321M	Socket, Impact 1/2" Dr. 21 mm 6 Pt. Deep	ASME B107.33M
	J7322M	Socket, Impact 1/2" Dr. 22 mm 6 Pt. Deep	ASME B107.33M
	J7323M	Socket, Impact 1/2" Dr. 23 mm 6 Pt. Deep	ASME B107.33M
	J7324M	Socket, Impact 1/2" Dr. 24 mm 6 Pt. Deep	ASME B107.33M
	J7325M	Socket, Impact 1/2" Dr. 25 mm 6 Pt. Deep	ASME B107.33M
	J7326M	Socket, Impact 1/2" Dr. 26 mm 6 Pt. Deep	ASME B107.33M
	J7327M	Socket, Impact 1/2" Dr. 27 mm 6 Pt. Deep	ASME B107.33M
	J7328M	Socket, Impact 1/2" Dr. 28 mm 6 Pt. Deep	ASME B107.33M
	J7329M	Socket, Impact 1/2" Dr. 29 mm 6 Pt. Deep	ASME B107.33M
	J7330M	Socket, Impact 1/2" Dr. 30 mm 6 Pt. Deep	ASME B107.33M
	J7332M	Socket, Impact 1/2" Dr. 32 mm 6 Pt. Deep	ASME B107.33M
	J7336M	Socket, Impact 1/2" Dr. 36 mm 6 Pt. Deep	ASME B107.33M
J2587	Socket Bar 17"		
J2592	Socket Clips		





# Impact Sockets



## SET NO. J74214 - 1/2" DRIVE 15 PC. METRIC DEEP SOCKET SET - 6 POINT

**M**ETRIC

- Proto® 6 Point Impact Sockets are ideal for use on stubborn or damaged fasteners, and also on fasteners made from soft materials.
- The TorquePlus™ design is a high performance drive configuration which allows for quick and easy socket engagement to the fastener flats, not the corners.
- The TorquePlus™ configuration employs a radius-corner design, shifting contact area and stress away from the fastener corners and distributing contact stresses over a large area of the socket, minimizing slippage.
- The TorquePlus™ internal design minimizes fastener rounding, helps to extend fastener life, and allows the user to more easily turn worn, rounded, or rusted fasteners.
- Weight: 6.63 lbs.



Product ID No.	Contents	Description	ASME Spec.
<b>J74214</b>	J7310M	Socket, Impact 1/2" Dr. 10 mm 6 Pt. Deep	ASME B107.33M
	J7311M	Socket, Impact 1/2" Dr. 11 mm 6 Pt. Deep	ASME B107.33M
	J7312M	Socket, Impact 1/2" Dr. 12 mm 6 Pt. Deep	ASME B107.33M
	J7313M	Socket, Impact 1/2" Dr. 13 mm 6 Pt. Deep	ASME B107.33M
	J7314M	Socket, Impact 1/2" Dr. 14 mm 6 Pt. Deep	ASME B107.33M
	J7315M	Socket, Impact 1/2" Dr. 15 mm 6 Pt. Deep	ASME B107.33M
	J7316M	Socket, Impact 1/2" Dr. 16 mm 6 Pt. Deep	ASME B107.33M
	J7317M	Socket, Impact 1/2" Dr. 17 mm 6 Pt. Deep	ASME B107.33M
	J7318M	Socket, Impact 1/2" Dr. 18 mm 6 Pt. Deep	ASME B107.33M
	J7319M	Socket, Impact 1/2" Dr. 19 mm 6 Pt. Deep	ASME B107.33M
	J7320M	Socket, Impact 1/2" Dr. 20 mm 6 Pt. Deep	ASME B107.33M
	J7321M	Socket, Impact 1/2" Dr. 21 mm 6 Pt. Deep	ASME B107.33M
	J7322M	Socket, Impact 1/2" Dr. 22 mm 6 Pt. Deep	ASME B107.33M
	J7323M	Socket, Impact 1/2" Dr. 23 mm 6 Pt. Deep	ASME B107.33M
	J7324M	Socket, Impact 1/2" Dr. 24 mm 6 Pt. Deep	ASME B107.33M
J2587	Socket Bar 17"		
J2592	Socket Clips		



# Impact Sockets

## SET NO. J74116 - 1/2" DRIVE 19 PC. DEEP SOCKET SET - 6 POINT

- Proto® 6 Point Impact Sockets are ideal for use on stubborn or damaged fasteners, and also on fasteners made from soft materials.
- The TorquePlus™ design is a high performance drive configuration which allows for quick and easy socket engagement to the fastener flats, not the corners.
- The TorquePlus™ configuration employs a radius-corner design, shifting contact area and stress away from the fastener corners and distributing contact stresses over a large area of the socket, minimizing slippage.
- The TorquePlus™ internal design minimizes fastener rounding, helps to extend fastener life, and allows the user to more easily turn worn, rounded, or rusted fasteners.
- Weight: 18.72 lbs.



Product ID No.	Contents	Description	ASME Spec.
<b>J74116</b>	J7312H	Socket, Impact 1/2" Dr. 3/8" 6 Pt. Deep	ASME B107.2
	J7314H	Socket, Impact 1/2" Dr. 7/16" 6 Pt. Deep	ASME B107.2
	J7316H	Socket, Impact 1/2" Dr. 1/2" 6 Pt. Deep	ASME B107.2
	J7318H	Socket, Impact 1/2" Dr. 9/16" 6 Pt. Deep	ASME B107.2
	J7320H	Socket, Impact 1/2" Dr. 5/8" 6 Pt. Deep	ASME B107.2
	J7322H	Socket, Impact 1/2" Dr. 11/16" 6 Pt. Deep	ASME B107.2
	J7324H	Socket, Impact 1/2" Dr. 3/4" 6 Pt. Deep	ASME B107.2
	J7326H	Socket, Impact 1/2" Dr. 13/16" 6 Pt. Deep	ASME B107.2
	J7328H	Socket, Impact 1/2" Dr. 7/8" 6 Pt. Deep	ASME B107.2
	J7330H	Socket, Impact 1/2" Dr. 15/16" 6 Pt. Deep	ASME B107.2
	J7332H	Socket, Impact 1/2" Dr. 1" 6 Pt. Deep	ASME B107.2
	J7334H	Socket, Impact 1/2" Dr. 1-1/16" 6 Pt. Deep	ASME B107.2
	J7336H	Socket, Impact 1/2" Dr. 1-1/8" 6 Pt. Deep	ASME B107.2
	J7338H	Socket, Impact 1/2" Dr. 1-3/16" 6 Pt. Deep	ASME B107.2
	J7340H	Socket, Impact 1/2" Dr. 1-1/4" 6 Pt. Deep	ASME B107.2
	J7342H	Socket, Impact 1/2" Dr. 1-5/16" 6 Pt. Deep	ASME B107.2
	J7344H	Socket, Impact 1/2" Dr. 1-3/8" 6 Pt. Deep	ASME B107.2
	J7346H	Socket, Impact 1/2" Dr. 1-7/16" 6 Pt. Deep	ASME B107.2
	J7348H	Socket, Impact 1/2" Dr. 1-1/2" 6 Pt. Deep	ASME B107.2
	J2585	Socket Bar 9"	
	J2587	Socket Bar 17"	
	J2592	Socket Clips	



# Impact Sockets



## SET NO. J74114 - 1/2" DRIVE 15 PC. DEEP SOCKET SET - 6 POINT

- Proto® 6 Point Impact Sockets are ideal for use on stubborn or damaged fasteners, and also on fasteners made from soft materials.
- The TorquePlus™ design is a high performance drive configuration which allows for quick and easy socket engagement to the fastener flats, not the corners.
- The TorquePlus™ configuration employs a radius-corner design, shifting contact area and stress away from the fastener corners and distributing contact stresses over a large area of the socket, minimizing slippage.
- The TorquePlus™ internal design minimizes fastener rounding, helps to extend fastener life, and allows the user to more easily turn worn, rounded, or rusted fasteners.
- Weight: 11.91 lbs.



Product ID No.	Contents	Description	ASME Spec.
<b>J74114</b>	J7312H	Socket, Impact 1/2" Dr. 3/8" 6 Pt. Deep	ASME B107.2
	J7314H	Socket, Impact 1/2" Dr. 7/16" 6 Pt.	ASME B107.2
	J7316H	Socket, Impact 1/2" Dr. 1/2" 6 Pt. Deep	ASME B107.2
	J7318H	Socket, Impact 1/2" Dr. 9/16" 6 Pt.	ASME B107.2
	J7320H	Socket, Impact 1/2" Dr. 5/8" 6 Pt. Deep	ASME B107.2
	J7322H	Socket, Impact 1/2" Dr. 11/16" 6 Pt.	ASME B107.2
	J7324H	Socket, Impact 1/2" Dr. 3/4" 6 Pt. Deep	ASME B107.2
	J7326H	Socket, Impact 1/2" Dr. 13/16" 6 Pt.	ASME B107.2
	J7328H	Socket, Impact 1/2" Dr. 7/8" 6 Pt. Deep	ASME B107.2
	J7330H	Socket, Impact 1/2" Dr. 15/16" 6 Pt.	ASME B107.2
	J7332H	Socket, Impact 1/2" Dr. 1" 6 Pt. Deep	ASME B107.2
	J7334H	Socket, Impact 1/2" Dr. 1-1/16" 6 Pt.	ASME B107.2
	J7336H	Socket, Impact 1/2" Dr. 1-1/8" 6 Pt.	ASME B107.2
	J7338H	Socket, Impact 1/2" Dr. 1-3/16" 6 Pt.	ASME B107.2
	J7340H	Socket, Impact 1/2" Dr. 1-1/4" 6 Pt.	ASME B107.2
J2584	Socket Bar 6-1/4"		
J2587	Socket Bar 17"		
J2592	Socket Clips		



# Impact Sockets

## SET NO. J74112 1/2" DRIVE 11 PC. DEEP SOCKET SET - 6 POINT

- Proto® 6 Point Impact Sockets are ideal for use on stubborn or damaged fasteners, and also on fasteners made from soft materials.
- The TorquePlus™ design is a high performance drive configuration which allows for quick and easy socket engagement to the fastener flats, not the corners.
- The TorquePlus™ configuration employs a radius-corner design, shifting contact area and stress away from the fastener corners and distributing contact stresses over a large area of the socket, minimizing slippage.
- The TorquePlus™ internal design minimizes fastener rounding, helps to extend fastener life, and allows the user to more easily turn worn, rounded, or rusted fasteners.
- Weight: 8.03 lbs.



Product ID No.	Contents	Description	ASME Spec.
<b>J74112</b>	J7316H	Socket, Impact 1/2" Dr. 1/2" 6 Pt. Deep	ASME B107.2
	J7318H	Socket, Impact 1/2" Dr. 9/16" 6 Pt. Deep	ASME B107.2
	J7320H	Socket, Impact 1/2" Dr. 5/8" 6 Pt. Deep	ASME B107.2
	J7322H	Socket, Impact 1/2" Dr. 11/16" 6 Pt. Deep	ASME B107.2
	J7324H	Socket, Impact 1/2" Dr. 3/4" 6 Pt. Deep	ASME B107.2
	J7326H	Socket, Impact 1/2" Dr. 13/16" 6 Pt. Deep	ASME B107.2
	J7328H	Socket, Impact 1/2" Dr. 7/8" 6 Pt. Deep	ASME B107.2
	J7330H	Socket, Impact 1/2" Dr. 15/16" 6 Pt. Deep	ASME B107.2
	J7332H	Socket, Impact 1/2" Dr. 1" 6 Pt. Deep	ASME B107.2
	J7334H	Socket, Impact 1/2" Dr. 1-1/16" 6 Pt. Deep	ASME B107.2
	J7336H	Socket, Impact 1/2" Dr. 1-1/8" 6 Pt. Deep	ASME B107.2
J2586	Socket Bar 13"		
J2592	Socket Clips		



# Impact Sockets



## SET NO. J74212 - 1/2" DRIVE 10 PC. METRIC DEEP SOCKET SET - 6 POINT

**M**ETRIC

- Proto® 6 Point Impact Sockets are ideal for use on stubborn or damaged fasteners, and also on fasteners made from soft materials.
- The TorquePlus™ design is a high performance drive configuration which allows for quick and easy socket engagement to the fastener flats, not the corners.
- The TorquePlus™ configuration employs a radius-corner design, shifting contact area and stress away from the fastener corners and distributing contact stresses over a large area of the socket, minimizing slippage.
- The TorquePlus™ internal design minimizes fastener rounding, helps to extend fastener life, and allows the user to more easily turn worn, rounded, or rusted fasteners.
- Weight: 4.84 lbs.



Product ID No.	Contents	Description	ASME Spec.
<b>J74212</b>	J7310M	Socket Imp. 1/2" Dr., 6 pt. Deep 10 mm	ASME B107.33M
	J7311M	Socket Imp. 1/2" Dr., 6 pt. Deep 11 mm	ASME B107.33M
	J7312M	Socket Imp. 1/2" Dr., 6 pt. Deep 12 mm	ASME B107.33M
	J7313M	Socket Imp. 1/2" Dr., 6 pt. Deep 13 mm	ASME B107.33M
	J7314M	Socket Imp. 1/2" Dr., 6 pt. Deep 14 mm	ASME B107.33M
	J7315M	Socket Imp. 1/2" Dr., 6 pt. Deep 15 mm	ASME B107.33M
	J7316M	Socket Imp. 1/2" Dr., 6 pt. Deep 16 mm	ASME B107.33M
	J7317M	Socket Imp. 1/2" Dr., 6 pt. Deep 17 mm	ASME B107.33M
	J7318M	Socket Imp. 1/2" Dr., 6 pt. Deep 18 mm	ASME B107.33M
	J7319M	Socket Imp. 1/2" Dr., 6 pt. Deep 19 mm	ASME B107.33M
	J2587	Socket Bar 17"	
	J2592	Socket Clips	



# Impact Sockets

## SET NO. J74117 - 1/2" DRIVE 15 PC. DEEP THIN WALL IMPACT SOCKET SET - 6 POINT

- Specifically designed for light clearance applications.
- Reduced wall thickness helps improve access to fasteners in restricted areas.
- All Impact sockets feature one through hole and a groove to accept a retaining ring and pin to secure the socket to the power tool anvil.
- Chamfered service ends for quick and positive fastener engagement.
- Proto® 6 Point Impact Sockets are ideal for use on stubborn or damaged fasteners, and also on fasteners made from soft materials.
- The TorquePlus™ design is a high performance drive configuration which allows for quick and easy socket engagement to the fastener flats, not the corners.
- The TorquePlus™ configuration employs a radius-corner design, shifting contact area and stress away from the fastener corners and distributing contact stresses over a large area of the socket, minimizing slippage.
- The TorquePlus™ internal design minimizes fastener rounding, helps to extend fastener life, and allows the user to more easily turn worn, rounded, or rusted fasteners.
- Thin wall sockets are lightweight.
- They designed to fit into smaller spaces.
- Thinner walls help improve productivity by making it easier to gain access to fasteners in confined spaces.
- Extra deep length helps improve access in confined areas.
- Often used in application where fasteners are close together, such as tire service.
- Weight: 10.06 lbs.



Product ID No.	Contents	Description	ASME Spec.
<b>J74117</b>	J7312HT	1/2" Dr. Deep Thin Wall Impact 3/8"	ASME B107.2
	J7314HT	1/2" Dr. Deep Thin Wall Impact 7/16"	ASME B107.2
	J7316HT	1/2" Dr. Deep Thin Wall Impact 1/2"	ASME B107.2
	J7318HT	1/2" Dr. Deep Thin Wall Impact 9/16"	ASME B107.2
	J7320HT	1/2" Dr. Deep Thin Wall Impact 5/8"	ASME B107.2
	J7322HT	1/2" Dr. Deep Thin Wall Impact 11/16"	ASME B107.2
	J7324HT	1/2" Dr. Deep Thin Wall Impact 3/4"	ASME B107.2
	J7326HT	1/2" Dr. Deep Thin Wall Impact 13/16"	ASME B107.2
	J7328HT	1/2" Dr. Deep Thin Wall Impact 7/8"	ASME B107.2
	J7330HT	1/2" Dr. Deep Thin Wall Impact 15/16"	ASME B107.2
	J7332HT	1/2" Dr. Deep Thin Wall Impact 1"	ASME B107.2
	J7334HT	1/2" Dr. Deep Thin Wall Impact 1-1/16"	ASME B107.2
	J7336HT	1/2" Dr. Deep Thin Wall Impact 1-1/8"	ASME B107.2
	J7338HT	1/2" Dr. Deep Thin Wall Impact 1-3/16"	ASME B107.2
	J7340HT	1/2" Dr. Deep Thin Wall Impact 1-1/4"	ASME B107.2



# Impact Sockets



## SET NO. J74142 - 1/2" DRIVE 7 PC. UNIVERSAL SOCKET SET - 6 POINT

- Proto® 6 Point Impact Sockets are ideal for use on stubborn or damaged fasteners, and also on fasteners made from soft materials.
- The TorquePlus™ design is a high performance drive configuration which allows for quick and easy socket engagement to the fastener flats, not the corners.
- The TorquePlus™ configuration employs a radius-corner design, shifting contact area and stress away from the fastener corners and distributing contact stresses over a large area of the socket, minimizing slippage.
- The TorquePlus™ internal design minimizes fastener rounding, helps to extend fastener life, and allows the user to more easily turn worn, rounded, or rusted fasteners.
- Weight: 4.24 lbs.



Product ID No.	Contents	Description	ASME Spec.
<b>J74142</b>	J7474P	Socket Impact 1/2" Dr. 7/16" 6 Pt. Universal	ASME B107.2
	J7475P	Socket Impact 1/2" Dr. 1/2" 6 Pt. Universal	ASME B107.2
	J7476P	Socket Impact 1/2" Dr. 9/16" 6 Pt. Universal	ASME B107.2
	J7477P	Socket Impact 1/2" Dr. 5/8" 6 Pt. Universal	ASME B107.2
	J7478P	Socket Impact 1/2" Dr. 11/16" 6 Pt. Universal	ASME B107.2
	J7479P	Socket Impact 1/2" Dr. 3/4" 6 Pt. Universal	ASME B107.2
	J7480P	Socket Impact 1/2" Dr. 13/16" 6 Pt. Universal	ASME B107.2
	J2585	Socket Bar 9"	
	J2592	Socket Clips	



# Impact Sockets

## SET NO. J74152 - 1/2" DRIVE 7 PC. HEX BIT SOCKET SET

• Weight: 2.98 lbs.



Product		
ID No.	Contents	Description
<b>J74152</b>	J7441 1/4	Socket, Impact Hex Bit 1/2" Dr. 1/4"
	J7441 5/16	Socket, Impact Hex Bit 1/2" Dr. 5/16"
	J7441 3/8	Socket, Impact Hex Bit 1/2" Dr. 3/8"
	J7441 7/16	Socket, Impact Hex Bit 1/2" Dr. 7/16"
	J7441 1/2	Socket, Impact Hex Bit 1/2" Dr. 1/2"
	J7441 9/16	Socket, Impact Hex Bit 1/2" Dr. 9/16"
	J7441 5/8	Socket, Impact Hex Bit 1/2" Dr. 5/8"
J2585		Socket Bar 9"
J2592		Socket Clips

## SET NO. J74252 - 1/2" DRIVE 6 PC. METRIC HEX BIT SOCKET SET

**M**ETRIC

- Proto® 6 Point Impact Sockets are ideal for use on stubborn or damaged fasteners, and also on fasteners made from soft materials.
- The TorquePlus™ design is a high performance drive configuration which allows for quick and easy socket engagement to the fastener flats, not the corners.
- The TorquePlus™ configuration employs a radius-corner design, shifting contact area and stress away from the fastener corners and distributing contact stresses over a large area of the socket, minimizing slippage.
- The TorquePlus™ internal design minimizes fastener rounding, helps to extend fastener life, and allows the user to more easily turn worn, rounded, or rusted fasteners.
- Weight: 2.55 lbs.



Product		
ID No.	Contents	Description
<b>J74252</b>	J7441-6M	Socket Impact Hex Bit 1/2" Dr. 6 mm
	J7441-8M	Socket Impact Hex Bit 1/2" Dr. 8 mm
	J7441-10M	Socket Impact Hex Bit 1/2" Dr. 10 mm
	J7441-12M	Socket Impact Hex Bit 1/2" Dr. 12 mm
	J7441-14M	Socket Impact Hex Bit 1/2" Dr. 14 mm
	J7441-17M	Socket Impact Hex Bit 1/2" Dr. 17 mm
	J2585	
J2592		Socket Clips





# Impact Sockets



## SET NO. J07595 - 1/2" DRIVE 5 PC. HEX BIT SET

- Weight: 0.33 lbs.


Product ID No.	Contents	Description
<b>J07595</b>	J07590 9/16	Socket Impact Hex Bit 3/4" Dr. 9/16"
	J07590 5/8	Socket Impact Hex Bit 3/4" Dr. 5/8"
	J07590 3/4	Socket Impact Hex Bit 3/4" Dr. 9/16"
	J07590 7/8	Socket Impact Hex Bit 3/4" Dr. 7/8"
	J07590 1	Socket Impact Hex Bit 3/4" Dr. 1"
	J2576	Socket Bar and Clips



## SET NO. J7515 - 1/2" DRIVE 3 PC. LOCKING IMPACT EXTENSION SET

- Solid one-piece design helps prevent the locking components from becoming loose or disengaged.
- Patented locking feature locks sockets to the extension with exceptional force.
- Knurled shank provides a slip-resistant grip when hand-turning the extension.
- Weight: 2.06 lbs.

Product ID No.	Contents	Description
<b>J7515</b>	J7503	1/2" x 3" Extension
	J7505	1/2" x 5" Extension
	J7510	1/2" x 10" Extension






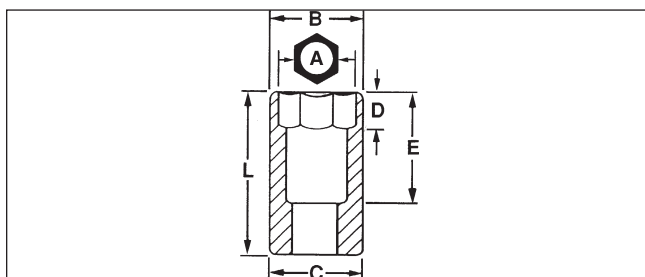
# Impact Sockets

## 1/2" DRIVE STANDARD LENGTH SOCKETS - 6 POINT

- Proto® 6 Point Impact Sockets are ideal for use on stubborn or damaged fasteners, and also on fasteners made from soft materials.
- The TorquePlus™ design is a high performance drive configuration which allows for quick and easy socket engagement to the fastener flats, not the corners.
- The TorquePlus™ configuration employs a radius-corner design, shifting contact area and stress away from the fastener corners and distributing contact stresses over a large area of the socket, minimizing slippage.
- The TorquePlus™ internal design minimizes fastener rounding, helps to extend fastener life, and allows the user to more easily turn worn, rounded, or rusted fasteners.



Product ID No.	 in.	B	C	D	E	L	Weight lbs.	ASME Spec.
J7412H	3/8"	41/64"	15/16"	11/32"	27/32"	1-1/2"	0.17 lbs.	ASME B107.2
J7414H	7/16"	23/32"	15/16"	13/32"	27/32"	1-1/2"	0.18 lbs.	ASME B107.2
J7416H	1/2"	51/64"	15/16"	13/32"	27/32"	1-1/2"	0.18 lbs.	ASME B107.2
J7418H	9/16"	7/8"	15/16"	7/16"	27/32"	1-1/2"	0.18 lbs.	ASME B107.2
J7420H	5/8"	1"	1"	1/2"	27/32"	1-1/2"	0.20 lbs.	ASME B107.2
J7422H	11/16"	1-1/32"	1-1/32"	1/2"	27/32"	1-1/2"	0.22 lbs.	ASME B107.2
J7424H	3/4"	1-7/64"	1-7/64"	51/64"	27/32"	1-1/2"	0.24 lbs.	ASME B107.2
J7426H	13/16"	1-13/64"	1-13/64"	11/16"	31/32"	1-5/8"	0.31 lbs.	ASME B107.2
J7428H	7/8"	1-17/64"	1-9/32"	43/64"	31/32"	1-5/8"	0.34 lbs.	ASME B107.2
J7430H	15/16"	1-23/64"	1-23/64"	51/64"	1-3/32"	1-3/4"	0.44 lbs.	ASME B107.2
J7432H	1"	1-1/2"	1-1/2"	25/32"	1-3/32"	1-3/4"	0.55 lbs.	ASME B107.2
J7434H	1-1/16"	1-33/64"	1-33/64"	25/32"	1-3/32"	1-3/4"	0.53 lbs.	ASME B107.2
J7436H	1-1/8"	1-19/32"	1-19/32"	25/32"	1-1/32"	2"	0.65 lbs.	ASME B107.2
J7438H	1-3/16"	1-19/32"	1-19/32"	3/4"	1-1/64"	2"	0.85 lbs.	ASME B107.2
J7440H	1-1/4"	1-3/4"	1-3/4"	3/4"	1-3/4"	2"	0.78 lbs.	ASME B107.2
J7442H	1-5/16"	1-3/4"	1-3/4"	13/16"	63/64"	2"	0.73 lbs.	ASME B107.2
J7444H	1-3/8"	1-51/64"	1-5/8"	15/16"	1-3/32"	2-1/8"	0.72 lbs.	ASME B107.2
J7446H	1-7/16"	1-59/64"	1-5/8"	1"	1-37/64"	2-15/64"	0.87 lbs.	ASME B107.2
J7448H	1-1/2"	2"	1-5/8"	1"	1-37/64"	2-15/64"	0.87 lbs.	ASME B107.2
J7450H	1-9/16"	2-1/32"	1-5/8"	1"	1-1/2"	2-1/4"	0.87 lbs.	ASME B107.2



# Impact Sockets



## 1/2" DRIVE METRIC STANDARD LENGTH SOCKETS - 6 POINT

**M**ETRIC

- Proto® 6 Point Impact Sockets are ideal for use on stubborn or damaged fasteners, and also on fasteners made from soft materials.
- The TorquePlus™ design is a high performance drive configuration which allows for quick and easy socket engagement to the fastener flats, not the corners.
- The TorquePlus™ configuration employs a radius-corner design, shifting contact area and stress away from the fastener corners and distributing contact stresses over a large area of the socket, minimizing slippage.
- The TorquePlus™ internal design minimizes fastener rounding, helps to extend fastener life, and allows the user to more easily turn worn, rounded, or rusted fasteners.



Product ID No.	mm	B	C	D	E	L	Weight lbs.	ASME Spec.
J7408M	8	14.6	23.7	7.0	21.4	38.1	.13	ASME B107.33M
J7409M	9	16.3	23.7	9.5	21.4	38.1	.13	ASME B107.33M
J7410M	10	17.1	23.8	9.5	21.4	38.1	.18	ASME B107.33M
J7411M	11	18.3	23.8	9.5	21.4	38.1	.18	ASME B107.33M
J7412M	12	20.2	23.8	10.3	21.4	38.1	.17	ASME B107.33M
J7413M	13	20.2	23.8	11.1	21.4	38.1	.16	ASME B107.33M
J7414M	14	22.2	23.7	11.9	21.4	38.1	.18	ASME B107.33M
J7415M	15	23.7	23.7	12.7	21.6	38.1	.18	ASME B107.33M
J7416M	16	25.4	25.4	13.5	21.6	38.1	.20	ASME B107.33M
J7417M	17	26.1	26.1	14.3	21.6	38.1	.22	ASME B107.33M
J7418M	18	28.4	28.4	20.3	21.6	38.1	.24	ASME B107.33M
J7419M	19	28.2	28.2	18.8	21.6	38.1	.25	ASME B107.33M
J7420M	20	29.3	29.3	17.4	24.6	41.2	.30	ASME B107.33M
J7421M	21	30.6	30.6	17.2	24.6	41.2	.30	ASME B107.33M
J7422M	22	32.5	32.5	17.2	24.6	41.2	.36	ASME B107.33M
J7423M	23	34.8	34.8	17.0	24.6	41.2	.39	ASME B107.33M
J7424M	24	34.5	34.5	17.0	24.6	41.2	.43	ASME B107.33M
J7425M	25	34.9	34.9	20.2	27.8	44.5	.44	ASME B107.33M
J7426M	26	38.1	38.1	26.2	34.0	50.8	.61	ASME B107.33M
J7427M	27	38.1	38.1	26.1	34.0	50.8	.68	ASME B107.33M
J7428M	28	41.3	41.3	26.0	34.0	50.8	.73	ASME B107.33M
J7429M	29	41.4	41.4	25.9	34.1	50.8	.77	ASME B107.33M
J7430M	30	38.6	38.6	20.0	27.6	50.8	.80	ASME B107.33M
J7431M	31	38.6	38.6	20.3	27.6	50.8	.80	ASME B107.33M
J7432M	32	38.6	38.6	20.3	27.9	50.8	.80	ASME B107.33M
J7433M	33	46.8	46.8	25.9	32.4	50.8	.80	ASME B107.33M
J7434M	34	48.3	48.3	25.9	32.4	50.8	.80	ASME B107.33M
J7436M	36	51.2	51.2	30.3	34.1	50.8	1.12	ASME B107.33M
J7438M	38	54.6	54.6	30.3	34.1	60.4	.96	ASME B107.33M
J7441M	41	58.4	58.4	33.7	38.7	60.4	1.08	ASME B107.33M
J7446M	46	60.4	60.4	25.1	38.7	61.8	1.12	ASME B107.33M



# Impact Sockets

## 1/2" DRIVE STANDARD LENGTH SOCKETS - 8 POINT

- Drive end chamfer and four detents help provide quick positive engagement with drive tool on any of the socket drive walls.
- Tight tolerances for snug fit on fastener.
- Large clearance holes, concentric opening and nut end chamfer make it easy to position socket on fasteners.
- Made from high strength steel to help minimize wall thickness and provide access to fasteners in recesses and where nuts and bolts protrude.
- Impact sockets are used wherever powered drive tools are used to install or remove fasteners.
- Impact sockets are designed to withstand higher torque and force associated with impact tools in repetitive application.
- Proto® 8 Point Impact Sockets are ideal for use on stubborn or damaged fasteners, and also on fasteners made from soft materials.
- The TorquePlus™ design is a high performance drive configuration which allows for quick and easy socket engagement to the fastener flats, not the corners.
- The TorquePlus™ configuration employs a radius-corner design, shifting contact area and stress away from the fastener corners and distributing contact stresses over a large area of the socket, minimizing slippage.
- The TorquePlus™ internal design minimizes fastener rounding, helps to extend fastener life, and allows the user to more easily turn worn, rounded, or rusted fasteners.



Product ID No.	in.	B	C	D	E	L	Weight lbs.	ASME Spec.
J7412S	3/8"	47/64"	15/16"	17/64"	27/32"	1-1/2"	.17	ASME B107.2
J7414S	7/16"	53/64"	15/16"	19/64"	27/32"	1-1/2"	.17	ASME B107.2
J7416S	1/2"	15/16"	15/16"	11/32"	27/32"	1-1/2"	.18	ASME B107.2
J7418S	9/16"	1-1/32"	1-1/32"	3/8"	27/32"	1-1/2"	.21	ASME B107.2
J7420S	5/8"	1-1/8"	1-1/8"	27/32"	27/32"	1-1/2"	.21	ASME B107.2
J7422S	11/16"	1-3/16"	1-3/16"	27/32"	27/32"	1-1/2"	.29	ASME B107.2
J7424S	3/4"	1-11/32"	1-11/32"	27/32"	27/32"	1-1/2"	.36	ASME B107.2
J7426S	13/16"	1-3/8"	1-3/8"	27/32"	27/32"	1-1/2"	.39	ASME B107.2
J7428S	7/8"	1-1/2"	1-1/2"	31/32"	31/32"	1-5/8"	.49	ASME B107.2
J7430S	15/16"	1-5/8"	1-5/8"	1-1/64"	1-3/32"	1-3/4"	.68	ASME B107.2
J7432S	1"	1-3/4"	1-3/4"	1-1/64"	1-3/32"	1-3/4"	.79	ASME B107.2
J7434S	1-1/16"	1-27/32"	1-27/32"	1-1/64"	1-11/32"	1-3/4"	1.08	ASME B107.2



# Impact Sockets

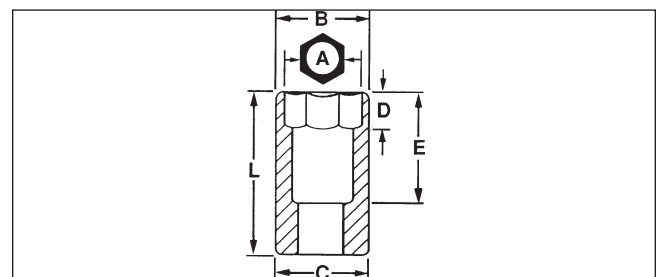


## 1/2" DRIVE STANDARD LENGTH SOCKETS - 12 POINT

- Proto® 12 Point Impact Sockets are ideal for use on stubborn or damaged fasteners, and also on fasteners made from soft materials.
- The TorquePlus™ design is a high performance drive configuration which allows for quick and easy socket engagement to the fastener flats, not the corners.
- The TorquePlus™ configuration employs a radius-corner design, shifting contact area and stress away from the fastener corners and distributing contact stresses over a large area of the socket, minimizing slippage.
- The TorquePlus™ internal design minimizes fastener rounding, helps to extend fastener life, and allows the user to more easily turn worn, rounded, or rusted fasteners.




Product ID No.	in.	B	C	D	E	L	Weight lbs.	ASME Spec.
J7412	3/8"	41/64"	15/16"	11/32"	27/32"	1-1/2"	0.16 lbs.	ASME B107.2
J7414	7/16"	23/32"	15/16"	13/32"	27/32"	1-1/2"	0.17 lbs.	ASME B107.2
J7416	1/2"	51/64"	15/16"	13/32"	27/32"	1-1/2"	0.18 lbs.	ASME B107.2
J7418	9/16"	7/8"	15/16"	7/16"	27/32"	1-1/2"	0.18 lbs.	ASME B107.2
J7420	5/8"	1"	1"	1/2"	27/32"	1-1/2"	0.20 lbs.	ASME B107.2
J7422	11/16"	1-1/32"	1-1/32"	1/2"	27/32"	1-1/2"	0.21 lbs.	ASME B107.2
J7424	3/4"	1-7/64"	1-7/64"	51/64"	27/32"	1-1/2"	0.23 lbs.	ASME B107.2
J7426	13/16"	1-13/64"	1-13/64"	11/16"	31/32"	1-5/8"	0.30 lbs.	ASME B107.2
J7428	7/8"	1-9/32"	1-9/32"	43/64"	31/32"	1-5/8"	0.34 lbs.	ASME B107.2
J7430	15/16"	1-23/64"	1-23/64"	51/64"	1-3/32"	1-3/4"	0.42 lbs.	ASME B107.2
J7432	1"	1-1/2"	1-1/2"	25/32"	1-3/32"	1-3/4"	0.53 lbs.	ASME B107.2
J7434	1-1/16"	1-33/64"	1-33/64"	25/32"	1-3/32"	1-3/4"	0.52 lbs.	ASME B107.2
J7436	1-1/8"	1-19/32"	1-19/32"	25/32"	1-1/32"	2"	0.62 lbs.	ASME B107.2
J7438	1-3/16"	1-3/4"	1-3/4"	3/4"	1-1/64"	2"	0.80 lbs.	ASME B107.2
J7440	1-1/4"	1-3/4"	1-3/4"	3/4"	1"	2"	0.77 lbs.	ASME B107.2
J7442	1-5/16"	1-3/4"	1-3/4"	13/16"	63/64"	2"	0.72 lbs.	ASME B107.2
J7444	1-3/8"	1-51/64"	1-5/8"	13/16"	1-3/32"	2-1/8"	0.70 lbs.	ASME B107.2
J7446	1-7/16"	1-59/64"	1-5/8"	1"	1-37/64"	2-15/64"	0.80 lbs.	ASME B107.2
J7448	1-1/2"	2"	1-5/8"	1"	1-37/64"	2-15/64"	0.86 lbs.	ASME B107.2





# Impact Sockets

## 1/2" DRIVE TORX® SOCKETS


Product ID No.		B	C	D	E	L	Weight lbs.
J7414TX	E14	11/16"	7/8"	7/16"	27/32"	11/2"	0.14 lbs.
J7416TX	E16	11/16"	7/8"	7/16"	27/32"	11/2"	0.14 lbs.
J7418TX	E18	27/32"	7/8"	17/32"	27/32"	11/2"	0.14 lbs.
J7420TX	E20	15/16"	15/16"	19/32"	27/32"	11/2"	0.17 lbs.



## 1/2" DRIVE DEEP LENGTH SOCKET - 6 POINT

- Proto® 6 Point Impact Sockets are ideal for use on stubborn or damaged fasteners, and also on fasteners made from soft materials.
- The TorquePlus™ design is a high performance drive configuration which allows for quick and easy socket engagement to the fastener flats, not the corners.
- The TorquePlus™ configuration employs a radius-corner design, shifting contact area and stress away from the fastener corners and distributing contact stresses over a large area of the socket, minimizing slippage.
- The TorquePlus™ internal design minimizes fastener rounding, helps to extend fastener life, and allows the user to more easily turn worn, rounded, or rusted fasteners.



Product ID No.	 in.	B	C	D	E	L	Weight lbs.	ASME Spec.
J7312H	3/8"	19/32"	15/16"	15/16"	2-5/8"	3-1/4"	.42 lbs.	ASME B107.2
J7314H	7/16"	23/32"	15/16"	11/32"	1-5/8"	3-1/4"	.44 lbs.	ASME B107.2
J7316H	1/2"	1-25/32"	15/16"	7/16"	1-5/8"	3-1/4"	.44 lbs.	ASME B107.2
J7318H	9/16"	7/8"	15/16"	1/2"	1-5/8"	3-1/4"	.41 lbs.	ASME B107.2
J7320H	5/8"	1"	1"	9/16"	1-5/8"	3-1/4"	.44 lbs.	ASME B107.2
J7322H	11/16"	1-1/32"	1-1/32"	5/8"	2-5/8"	3-1/4"	.47 lbs.	ASME B107.2
J7324H	3/4"	1-7/64"	1-1/8"	1-5/32"	2-5/8"	3-1/4"	.53 lbs.	ASME B107.2
J7326H	13/16"	1-3/16"	1-3/16"	1-5/32"	2-5/8"	3-1/4"	.62 lbs.	ASME B107.2
J7328H	7/8"	1-19/64"	1-9/32"	1-13/32"	2-7/8"	3-1/2"	.78 lbs.	ASME B107.2
J7330H	15/16"	1-3/8"	1-3/8"	1-13/32"	2-7/8"	3-1/2"	.80 lbs.	ASME B107.2
J7332H	1"	1-1/2"	1-1/2"	1-13/32"	2-7/8"	3-1/2"	1.02 lbs.	ASME B107.2
J7334H	1-1/16"	1-1/2"	1-33/64"	1-17/32"	2-7/8"	3-1/2"	.99 lbs.	ASME B107.2
J7336H	1-1/8"	1-5/8"	1-5/8"	1-13/32"	2-7/8"	3-1/2"	1.07 lbs.	ASME B107.2
J7338H	1-3/16"	1-13/16"	1-21/32"	1-1/64"	2-7/8"	3-1/2"	1.47 lbs.	ASME B107.2
J7340H	1-1/4"	1-13/16"	1-21/32"	1-1/64"	2-7/8"	3-1/2"	1.39 lbs.	ASME B107.2
J7342H	1-5/16"	1-7/8"	1-21/32"	1-1/16"	2-7/8"	3-1/2"	1.36 lbs.	ASME B107.2
J7344H	1-3/8"	1-7/8"	1-21/32"	1-7/64"	2-7/8"	3-1/2"	1.31 lbs.	ASME B107.2
J7346H	1-7/16"	2-1/16"	1-21/32"	1-5/32"	2-7/8"	3-1/2"	1.67 lbs.	ASME B107.2
J7348H	1-1/2"	2-1/16"	1-21/32"	1-13/64"	2-7/8"	3-1/2"	1.50 lbs.	ASME B107.2
J7350H	1-9/16"	2"	1-5/8"	1-1/4"	1-1/4"	3-1/2"	1.80 lbs.	ASME B107.2



# Impact Sockets



## 1/2" DRIVE METRIC DEEP LENGTH SOCKETS - 6 POINT

- Proto® 6 Point Impact Sockets are ideal for use on stubborn or damaged fasteners, and also on fasteners made from soft materials.
- The TorquePlus™ design is a high performance drive configuration which allows for quick and easy socket engagement to the fastener flats, not the corners.
- The TorquePlus™ configuration employs a radius-corner design, shifting contact area and stress away from the fastener corners and distributing contact stresses over a large area of the socket, minimizing slippage.
- The TorquePlus™ internal design minimizes fastener rounding, helps to extend fastener life, and allows the user to more easily turn worn, rounded, or rusted fasteners.



Product ID No.	mm	B	C	D	E	L	Weight lbs.	ASME Spec.
J7308M	8	14.5	22.1	8.1	65.8	82.6	.29	ASME B107.33M
J7309M	9	15.2	22.1	9.4	65.8	82.6	.29	ASME B107.33M
J7310M	10	16.3	23.7	11.1	65.8	82.6	.43	ASME B107.33M
J7311M	11	18.0	23.7	11.1	65.8	82.6	.43	ASME B107.33M
J7312M	12	18.8	23.7	12.7	65.8	82.6	.43	ASME B107.33M
J7313M	13	20.0	23.7	12.7	65.8	82.6	.42	ASME B107.33M
J7314M	14	22.0	23.7	12.7	65.8	82.6	.40	ASME B107.33M
J7315M	15	23.7	25.3	14.6	65.8	82.6	.40	ASME B107.33M
J7316M	16	25.3	26.0	15.2	65.8	82.6	.46	ASME B107.33M
J7317M	17	26.0	27.0	15.9	65.8	82.6	.45	ASME B107.33M
J7318M	18	27.0	27.0	17.2	65.8	82.6	.49	ASME B107.33M
J7319M	19	28.2	28.2	29.5	65.8	82.6	.52	ASME B107.33M
J7320M	20	29.4	29.4	29.5	65.8	82.6	.55	ASME B107.33M
J7321M	21	30.6	30.6	35.9	65.8	82.6	.66	ASME B107.33M
J7322M	22	32.5	32.5	35.9	72.2	88.9	.75	ASME B107.33M
J7323M	23	33.0	33.0	35.9	72.2	88.9	.75	ASME B107.33M
J7324M	24	34.5	34.5	35.9	72.2	88.9	.81	ASME B107.33M
J7325M	25	36.4	36.4	35.9	72.2	88.9	.91	ASME B107.33M
J7326M	26	38.0	38.0	35.9	72.2	88.9	1.03	ASME B107.33M
J7327M	27	39.8	39.8	35.9	72.2	88.9	1.04	ASME B107.33M
J7328M	28	41.3	41.3	35.9	72.2	88.9	1.04	ASME B107.33M
J7329M	29	41.4	41.4	38.4	72.2	88.9	1.04	ASME B107.33M
J7330M	30	42.7	42.7	35.8	72.2	88.9	1.05	ASME B107.33M
J7332M	32	45.3	45.3	30.6	72.2	88.9	1.05	ASME B107.33M
J7333M	33	47.2	47.2	35.2	72.2	88.9	1.05	ASME B107.33M
J7334M	34	49.2	49.4	35.2	72.2	88.9	1.05	ASME B107.33M
J7335M	35	52.3	52.3	35.2	72.2	88.9	1.06	ASME B107.33M
J7336M	36	52.3	52.3	35.5	72.2	88.9	1.06	ASME B107.33M

Torx is a trademark of Acument Intellectual Properties, LLC



# Impact Sockets

## 1/2" DRIVE DEEP LENGTH SOCKETS - 8 POINT

- Proto® 8 Point Impact Sockets are ideal for use on stubborn or damaged fasteners, and also on fasteners made from soft materials.
- The TorquePlus™ design is a high performance drive configuration which allows for quick and easy socket engagement to the fastener flats, not the corners.
- The TorquePlus™ configuration employs a radius-corner design, shifting contact area and stress away from the fastener corners and distributing contact stresses over a large area of the socket, minimizing slippage.
- The TorquePlus™ internal design minimizes fastener rounding, helps to extend fastener life, and allows the user to more easily turn worn, rounded, or rusted fasteners.
- Drive end chamfer and four detents help provide quick positive engagement with drive tool on any of the socket drive walls.
- Tight tolerances for snug fit on fastener.
- Large clearance holes, concentric opening and nut end chamfer make it easy to position socket on fasteners.
- Made from high strength steel to help minimize wall thickness and provide access to fasteners in recesses and where nuts and bolts protrude.
- Impact sockets are used wherever powered drive tools are used to install or remove fasteners.
- Impact sockets are designed to withstand higher torque and force associated with impact tools in repetitive application.
- Extra length provides easy access to fasteners in recesses or where nuts and bolts protrude.



Product ID No.	in.	B	C	D	E	L	Weight lbs.	ASME Spec.
J7312S	3/8"	3/4"	7/8"	11/32"	2-19/32"	3-1/4"	.41	ASME B107.2
J7314S	7/16"	27/32"	15/16"	3/8"	2-19/32"	3-1/4"	.42	ASME B107.2
J7316S	1/2"	51/16"	15/16"	7/16"	2-19/32"	3-1/4"	.40	ASME B107.2
J7318S	9/16"	1-1/32"	1-1/32"	1/2"	2-19/32"	3-1/4"	.50	ASME B107.2
J7320S	5/8"	1-1/8"	1-1/8"	1/2"	2-19/32"	3-1/4"	.58	ASME B107.2
J7322S	11/16"	1-3/16"	1-3/16"	1-5/32"	2-19/32"	3-1/4"	.61	ASME B107.2
J7324S	3/4"	1-5/16"	1-5/16"	1-5/32"	2-19/32"	3-1/4"	.78	ASME B107.2
J7326S	13/16"	1-3/8"	1-3/8"	1-5/32"	2-19/32"	3-1/4"	.82	ASME B107.2
J7328S	7/8"	1-1/2"	1-1/2"	1-13/32"	2-27/32"	3-1/2"	1.08	ASME B107.2
J7330S	15/16"	1-39/64"	1-39/64"	1-13/32"	2-27/32"	3-1/2"	1.33	ASME B107.2
J7332S	1"	1-11/16"	1-11/16"	1-13/32"	2-27/32"	3-1/2"	1.44	ASME B107.2





# Impact Sockets

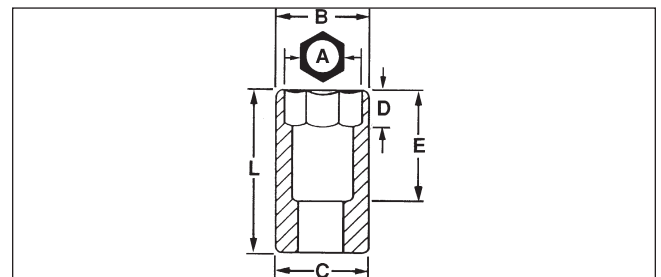


## 1/2" DRIVE DEEP LENGTH SOCKETS - 12 POINT

- Proto 12 Point Sockets are for rapid seating on hex or 12 Point fasteners.
- The TorquePlus™ system high performance design allows the socket to contact the fastener away from the corners.
- Contact stresses are dispersed over a larger area.
- Risk of rounding the fastener is reduced.
- Enables users to turn worn, rounded fasteners.



Product ID No.	in.	B	C	D	E	L	Weight lbs.	ASME Spec.
J7312	3/8"	19/32"	15/16"	5/16"	2-19/32"	3-1/4"	0.43 lbs.	ASME B107.2
J7314	7/16"	23/32"	15/16"	3/8"	2-5/8"	3-1/4"	0.42 lbs.	ASME B107.2
J7316	1/2"	1-25/32"	15/16"	7/16"	2-5/8"	3-1/4"	0.45 lbs.	ASME B107.2
J7318	9/16"	7/8"	15/16"	1/2"	2-5/8"	3-1/4"	0.40 lbs.	ASME B107.2
J7320	5/8"	1"	1"	9/16"	2-5/8"	3-1/4"	0.45 lbs.	ASME B107.2
J7322	11/16"	1-1/32"	1-1/32"	5/8"	2-5/8"	3-1/4"	0.45 lbs.	ASME B107.2
J7324	3/4"	1-7/64"	1-1/8"	1-5/32"	2-5/8"	3-1/4"	0.47 lbs.	ASME B107.2
J7326	13/16"	1-3/16"	1-3/16"	1-5/32"	2-5/8"	3-1/4"	0.56 lbs.	ASME B107.2
J7328	7/8"	1-19/64"	1-19/64"	1-13/32"	2-7/8"	3-1/2"	0.68 lbs.	ASME B107.2
J7330	15/16"	1-3/8"	1-3/8"	1-13/32"	2-7/8"	3-1/2"	0.80 lbs.	ASME B107.2
J7332	1"	1-1/2"	1-1/2"	1-13/32"	2-7/8"	3-1/2"	0.99 lbs.	ASME B107.2
J7334	1-1/16"	1-1/2"	1-1/2"	1-17/32"	2-7/8"	3-1/2"	0.94 lbs.	ASME B107.2
J7336	1-1/8"	1-19/32"	1-19/32"	1-13/32"	2-7/8"	3-1/2"	1.06 lbs.	ASME B107.2
J7338	1-3/16"	43/64"	43/64"	1-13/64"	2-7/8"	3-1/2"	1.17 lbs.	ASME B107.2
J7340	1-1/4"	1-3/4"	1-3/4"	1-13/64"	2-7/8"	3-1/2"	1.23 lbs.	ASME B107.2
J7342	1-5/16"	1-27/32"	1-27/32"	1-13/64"	2-7/8"	3-1/2"	1.37 lbs.	ASME B107.2
J7344	1-3/8"	1-29/32"	1-29/32"	1-13/64"	2-7/8"	3-1/2"	1.54 lbs.	ASME B107.2
J7346	1-7/16"	2"	2"	1-13/64"	2-7/8"	3-1/2"	1.62 lbs.	ASME B107.2
J7348	1-1/2"	2-1/16"	2-1/16"	1-13/64"	2-7/8"	3-1/2"	1.76 lbs.	ASME B107.2





# Impact Sockets

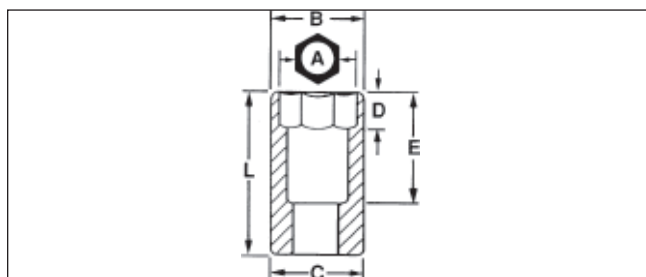
## 1/2" DRIVE THIN WALL METRIC STANDARD LENGTH SOCKETS - 12 POINT

**M**ETRIC

- Proto® 12 Point Impact Sockets are ideal for use on stubborn or damaged fasteners, and also on fasteners made from soft materials.
- The TorquePlus™ design is a high performance drive configuration which allows for quick and easy socket engagement to the fastener flats, not the corners.
- The TorquePlus™ configuration employs a radius-corner design, shifting contact area and stress away from the fastener corners and distributing contact stresses over a large area of the socket, minimizing slippage.
- The TorquePlus™ internal design minimizes fastener rounding, helps to extend fastener life, and allows the user to more easily turn worn, rounded, or rusted fasteners.



Product ID No.	mm	B	C	D	E	L	Weight lbs.	ASME Spec.
J7410MT	10	15.5	22.7	6.4	16.7	38.1	.16	ASME B107.33M
J7411MT	11	16.8	23.7	7.1	16.7	38.1	.16	ASME B107.33M
J7412MT	12	17.5	23.7	7.8	16.7	38.1	.18	ASME B107.33M
J7413MT	13	18.5	23.7	8.7	16.7	38.1	.15	ASME B107.33M
J7414MT	14	20.1	23.7	9.5	16.7	38.1	.15	ASME B107.33M
J7415MT	15	21.5	23.7	11.1	16.7	38.1	.16	ASME B107.33M
J7416MT	16	22.4	23.7	11.1	16.7	38.1	.15	ASME B107.33M
J7417MT	17	23.7	23.7	11.1	16.7	38.1	.15	ASME B107.33M
J7418MT	18	25.4	25.4	11.1	16.7	38.1	.18	ASME B107.33M
J7419MT	19	26.2	26.2	21.4	16.7	38.1	.17	ASME B107.33M
J7420MT	20	28.7	27.0	21.4	16.7	38.1	.17	ASME B107.33M
J7421MT	21	30.2	28.7	21.4	16.7	38.1	.43	ASME B107.33M
J7422MT	22	31.8	30.2	21.4	16.7	38.1	.25	ASME B107.33M
J7423MT	23	33.3	31.8	21.4	16.7	38.1	.30	ASME B107.33M
J7424MT	24	35.6	33.3	21.4	16.7	38.1	.32	ASME B107.33M
J7430MT	30	42.9	41.3	26.2	34.1	50.8	.58	ASME B107.33M
J7432MT	32	45.2	41.3	26.2	34.1	50.8	.64	ASME B107.33M



# Impact Sockets



## 1/2" DRIVE DEEP THIN WALL SOCKETS - 6 POINT

- Specifically designed for light clearance applications.
- Reduced wall thickness helps improve access to fasteners in restricted areas.
- All Impact sockets feature one through hole and a groove to accept a retaining ring and pin to secure the socket to the power tool anvil.
- Chamfered service ends for quick and positive fastener engagement.
- Proto® 6 Point Impact Sockets are ideal for use on stubborn or damaged fasteners, and also on fasteners made from soft materials.
- The TorquePlus™ design is a high performance drive configuration which allows for quick and easy socket engagement to the fastener flats, not the corners.
- The TorquePlus™ configuration employs a radius-corner design, shifting contact area and stress away from the fastener corners and distributing contact stresses over a large area of the socket, minimizing slippage.
- The TorquePlus™ internal design minimizes fastener rounding, helps to extend fastener life, and allows the user to more easily turn worn, rounded, or rusted fasteners.
- Thin wall sockets are lightweight.
- They designed to fit into smaller spaces.
- Thinner walls help improve productivity by making it easier to gain access to fasteners in confined spaces.
- Extra deep length helps improve access in confined areas.
- Often used in application where fasteners are close together, such as tire service.



Product ID No.	in.	B	C	D	E	L	Weight lbs.	ASME Spec.
J7312HT	3/8	9/16	15/16	5/16	2-9/32"	3-1/4	0.3	ASME B107.2
J7314HT	7/16	21/32	15/16	3/8	2-1/4"	3-1/4	0.4	ASME B107.2
J7316HT	1/2	23/32	15/16	3/8	2-3/16"	3-1/4	0.4	ASME B107.2
J7318HT	9/16	13/16	15/16	7/16	2-3/32"	3-1/4	0.4	ASME B107.2
J7320HT	5/8	7/8	15/16	1/2	2-1/32	3-1/4	0.4	ASME B107.2
J7322HT	11/16	31/32	31/32	1/2	2	3-1/4	0.4	ASME B107.2
J7324HT	3/4	1-1/32	1-1/32	1-11/64	1-7/16	3-1/4	0.5	ASME B107.2
J7326HT	13/16	1-1/8	1-1/8	1-11/64	1-7/16	3-1/4	0.5	ASME B107.2
J7328HT	7/8	1-3/16	1-3/16	1-13/32	1-7/16	3-1/2	0.5	ASME B107.2
J7330HT	15/16	1-17/64	1-17/64	1-13/32	1-7/16	3-1/2	0.7	ASME B107.2
J7332HT	1	1-3/8	1-3/8	1-13/32	1-7/16	3-1/2	0.8	ASME B107.2
J7334HT	1-1/16	1-31/64	1-31/64	1-17/32	1-5/16	3-1/2	1.0	ASME B107.2
J7336HT	1-1/8	1-9/16	1-9/16	1-17/32	1-5/16	3-1/2	1.0	ASME B107.2
J7338HT	1-3/16	1-5/8	1-5/8	1-17/32	1-5/16	3-1/2	1.1	ASME B107.2
J7340HT	1-1/4	1-11/16	1-11/16	1-17/32	1-5/16	3-1/2	1.2	ASME B107.2
J7342HT	1-5/16	1-13/16	1-13/16	1-17/32	1-5/16	3-1/2	1.3	ASME B107.2
J7344HT	1-3/8	1-13/16	1-13/16	1-17/32	1	3-1/2	1.3	ASME B107.2
J7346HT	1-7/16	1-15/16	1-15/16	1-13/16	1	3-1/2	1.5	ASME B107.2
J7348HT	1-1/2	2	2	1-13/16	1	3-1/2	1.7	ASME B107.2



# Impact Sockets

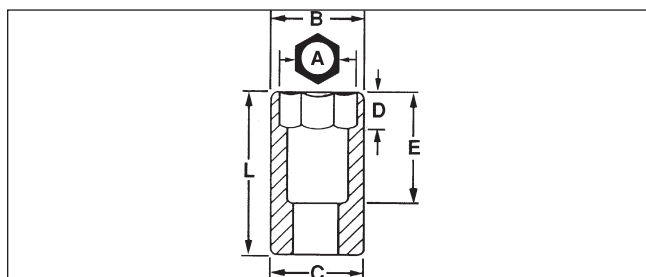
## 1/2" DRIVE METRIC DEEP THIN WALL SOCKETS

**M**ETRIC

- Specifically designed for tight clearance applications.
- Reduced well thickness helps improve access to fasteners in restricted areas.
- All impact sockets feature one through hole and a groove to accept a retaining ring and pin to secure the socket to the power tool anvil.
- Chamfered service ends for quick and positive fastener engagement.
- TorquePlus™ wrench system, allows the socket to contact the fastener away from the corner while also dispensing stress over a larger area allowing up to 15% more torque to be applied to the fastener.



Product ID No.	mm	B	C	D	E	L	Weight lbs.	ASME Spec.
J7310MHT	10	15.5	23.7	9.5	56.4	82.6	0.43	ASME B107.33M
J7311MHT	11	16.8	23.7	10.0	55.9	82.6	0.44	ASME B107.33M
J7312MHT	12	17.5	23.7	11.1	54.8	82.6	0.45	ASME B107.33M
J7313MHT	13	18.5	23.7	11.1	54.8	82.6	0.41	ASME B107.33M
J7314MHT	14	20.6	23.7	11.1	54.8	82.6	0.39	ASME B107.33M
J7315MHT	15	21.5	23.7	13.5	52.4	82.6	0.37	ASME B107.33M
J7316MHT	16	22.4	23.7	13.5	52.4	82.6	0.37	ASME B107.33M
J7317MHT	17	23.9	23.7	17.5	48.4	82.6	0.4	ASME B107.33M
J7318MHT	18	25.4	25.4	19.1	46.8	82.6	0.37	ASME B107.33M
J7319MHT	19	26.2	26.2	29.5	36.4	82.6	0.41	ASME B107.33M
J7320MHT	20	27.0	27.0	29.5	36.4	82.6	0.41	ASME B107.33M
J7321MHT	21	28.7	28.7	35.9	36.3	88.9	0.51	ASME B107.33M
J7322MHT	22	30.2	30.2	35.9	36.3	88.9	0.56	ASME B107.33M
J7323MHT	23	31.8	31.8	35.9	36.3	88.9	0.63	ASME B107.33M
J7324MHT	24	33.3	33.3	35.9	36.3	88.9	0.72	ASME B107.33M
J7330MHT	30	45.1	45.1	64.8	36.3	88.9	1.45	ASME B107.33M




# Impact Sockets



## 1/2" DRIVE EXTENSIONS


- Use extensions to gain access to fasteners in locations that would otherwise be difficult to reach.
- Male square is oriented in line with female squares for use with fixed head torque wrenches.
- Full chamfer at drive opening (when applicable) for easy engagement with drive tools.
- Drive end chamfer and four detents help provide quick positive engagement with drive tool on any of the socket drive walls.



Product ID No.	L	Weight lbs.	ASME Spec.
<b>J7180P</b>	2"	.19	ASME B107.2
<b>J7182P</b>	3"	.30	ASME B107.2
<b>J7181P</b>	5"	.47	ASME B107.2
<b>J7184P</b>	9"	.89	ASME B107.2
<b>J7183-00</b>	10"	.89	ASME B107.2

## 1/2" DRIVE LOCKING IMPACT EXTENSIONS

- Solid one-piece design prevents the locking components from becoming loose or disengaged.
- Patented locking feature locks sockets to the extension with exceptional force.
- Knurled shank provides a non-slip grip when hand-turning the Extension.



Product ID No.	Description	Dimensions	Weight lbs.
<b>J7503</b>	1/2" x 3" Extension	7/8" W x 3" L	0.34 lbs.
<b>J7505</b>	1/2" x 5" Extension	7/8" W x 5" L	0.57 lbs.
<b>J7510</b>	1/2" x 10" Extension	7/8" W x 10" L	1.04 lbs.




# Impact Sockets

## 1/2" DRIVE PROTOGRIP™ HIGH STRENGTH MAGNETIC POWER SOCKET - 6 POINT

- ProtoGrip™ Magnetic Sockets use high strength magnets made from a rare earth magnet alloy/nylon blend.
- ProtoGrip™ Magnetic Sockets require no bushings to hold the magnet in place. This allows room for more magnet material, helping increase total magnetic strength.
- Designed to easily pick up heavy fasteners and hold them tightly during use.
- Strong magnetic hold helps increase efficiency when installing fasteners in awkward or hard-to-reach locations.
- Power sockets with high surface hardness are used in high-speed assembly operations. Ideal for nut runners.




Product ID No.	 in.	B	C	D	L	Weight lbs.	ASME Spec.
<b>J7412PF</b>	3/8"	47/64"	15/16"	15/16"	1-1/2"	.18	ASME B107.2
<b>J7414PF</b>	7/16"	47/64"	15/16"	1/4"	1-1/2"	.17	ASME B107.2
<b>J7416PF</b>	1/2"	51/64"	15/16"	17/64"	1-1/2"	.20	ASME B107.2
<b>J7418PF</b>	9/16"	15/16"	15/16"	21/64"	1-1/2"	.20	ASME B107.2

## 1/2" DRIVE PROTOGRIP™ HIGH STRENGTH MAGNETIC IMPACT SOCKET - 6 POINT

- ProtoGrip™ Magnetic Sockets use high strength magnets made from a rare earth magnet alloy/nylon blend.
- ProtoGrip™ Magnetic Sockets require no bushings to hold the magnet in place. This allows room for more magnet material, helping increase total magnetic strength.
- Designed to easily pick up heavy fasteners and hold them tightly during use.
- Strong magnetic hold helps increase efficiency when installing fasteners in awkward or hard-to-reach locations.
- Power sockets with high surface hardness are used in highspeed assembly operations. Ideal for nut runners.



Product ID No.	 in.	B	C	D	L	Weight lbs.	ASME Spec.
<b>J7412HF</b>	3/8"	47/64"	15/16"	15/64"	1-1/2"	0.18	ASME B107.2
<b>J7414HF</b>	7/16"	45/64"	15/16"	1/4"	1-1/2"	0.17	ASME B107.2
<b>J7416HF</b>	1/2"	25/32"	15/16"	17/64"	1-1/2"	0.18	ASME B107.2
<b>J7418HF</b>	9/16"	7/8"	15/16"	21/64"	1-1/2"	0.20	ASME B107.2
<b>J7420HF</b>	5/8"	1"	1"	25/64"	1-1/2"	0.20	ASME B107.2



# Impact Sockets



## 1/2" DRIVE METRIC PROTOGRIP™ HIGH STRENGTH MAGNETIC IMPACT SOCKET - 6 POINT METRIC

- ProtoGrip™ Magnetic Sockets use high strength magnets made from a rare earth magnet alloy/nylon blend.
- ProtoGrip™ Magnetic Sockets require no bushings to hold the magnet in place. This allows room for more magnet material, helping increase total magnetic strength.
- Designed to easily pick up heavy fasteners and hold them tightly during use.
- Strong magnetic hold helps increase efficiency when installing fasteners in awkward or hard-to-reach locations.
- Power sockets with high surface hardness are used in high speed assembly operations. Ideal for nut runners.



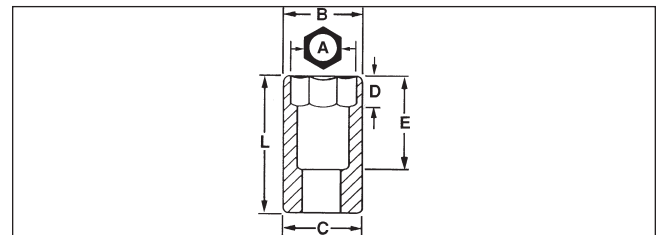
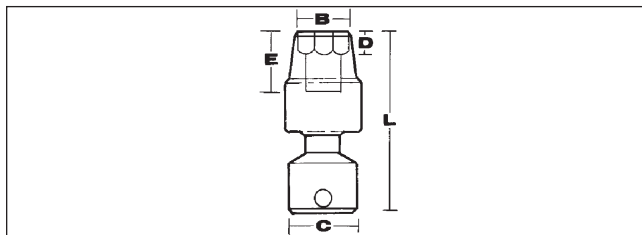
Product ID No.	mm	B	C	D	L	Weight lbs.	ASME Spec.
<b>J7410MHF</b>	10	16.3	23.8	5.6	38.1	0.19	ASME B107.2
<b>J7413MHF</b>	13	20.2	23.8	6.7	38.1	0.19	ASME B107.2
<b>J7414MHF</b>	14	23.8	23.8	7.1	38.1	0.20	ASME B107.2
<b>J7415MHF</b>	15	23.8	23.8	7.1	38.1	0.21	ASME B107.2
<b>J7418MHF</b>	18	27	27	10.3	38.1	0.27	ASME B107.2

## 1/2" DRIVE UNIVERSAL SOCKETS - 6 POINT

- Patented "pinless" design for safety and durability.
- Patented pinless universal design uses a solid knuckle joint to help minimize binding and breaking that can occur with conventional pinned universal sockets by spreading force over a larger contact surface.
- Position at right angles to turn fasteners where obstructions prevent a straight application.



Product ID No.	in.	B	C	D	E	L	Weight lbs.	ASME Spec.
<b>J7474P</b>	7/16"	5/8"	1-9/64"	15/64"	21/32"	2-3/4"	0.47 lbs.	ASME B107.2
<b>J7475P</b>	1/2"	47/64"	1-9/64"	1/4"	21/32"	2-21/32"	0.49 lbs.	ASME B107.2
<b>J7476P</b>	9/16"	53/64"	1-9/64"	9/32"	21/32"	2-21/32"	0.50 lbs.	ASME B107.2
<b>J7477P</b>	5/8"	59/64"	1-9/64"	5/16"	21/32"	2-21/32"	0.50 lbs.	ASME B107.2
<b>J7478P</b>	11/16"	1-1/32"	1-9/64"	11/32"	1/2"	2-3/4"	0.57 lbs.	ASME B107.2
<b>J7479P</b>	3/4"	1-1/8"	1-9/64"	3/8"	5/8"	2-7/8"	0.62 lbs.	ASME B107.2
<b>J7480P</b>	13/16"	1-17/64"	1-9/64"	29/64"	11/16"	2-7/8"	0.66 lbs.	ASME B107.2





# Impact Sockets



## 1/2" DRIVE UNIVERSAL JOINT

- Patented "pinless" design for safety and durability.
- Patented pinless universal design uses a solid knuckle joint to minimize binding and breaking that can occur with conventional pinned universal sockets by spreading force over a larger contact surface.
- Position at right angles to turn fasteners where obstructions prevent a straight application.



Product ID No.	L	Weight lbs.	ASME Spec.
<b>J7470P</b>	2-15/16"	0.58 lbs.	ASME B107.2




## 1/2" DRIVE HEX BITS

Product ID No.	in.			Weight lbs.	Repair Kit
<b>J7441 1/4</b>	1/4"	1-3/4"	3-1/4"	0.18 lbs.	J5441 1/4RKA
<b>J7441 5/16</b>	5/16"	1-3/4"	3-1/4"	0.22 lbs.	J5441 5/16RKA
<b>J7441 3/8</b>	3/8"	1-3/4"	3-1/4"	0.24 lbs.	J5441 3/8RKA
<b>J7441 7/16</b>	7/16"	1-3/4"	3-1/4"	0.27 lbs.	J5441 7/16RKA
<b>J7441 1/2</b>	1/2"	1-7/8"	3-5/8"	0.47 lbs.	J5441 1/2RKA
<b>J7441 9/16</b>	9/16"	1-7/8"	3-5/8"	0.49 lbs.	J5441 9/16RKA
<b>J7441 5/8</b>	5/16"	2"	4"	0.84 lbs.	J5441 5/8RKA



## 1/2" DRIVE METRIC HEX BITS

**METRIC**

Product ID No.	mm			Weight lbs.	
<b>J7441-6M</b>	6	1-3/4"	3-1/4"	0.19 lbs.	J5441-6MRKA
<b>J7441-8M</b>	8	1-3/4"	3-1/4"	0.26 lbs.	J5441-8MRKA
<b>J7441-10M</b>	10	1-3/4"	3-1/4"	0.29 lbs.	J5441-10MRKA
<b>J7441-12M</b>	12	1-3/4"	3-1/4"	0.29 lbs.	J5441-12MRKA
<b>J7441-14M</b>	14	1-7/8"	3-5/8"	0.49 lbs.	J5441-14MRKA
<b>J7441-17M</b>	17	2"	4"	0.88 lbs.	J5441-17MRKA





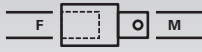
# Impact Sockets



## 1/2" DRIVE ADAPTERS

- Use adapters to help increase or decrease drive end size
- Do not use hand adapters with power tools.
- Do not over torque small sockets when using them with adapters on large drive tools.



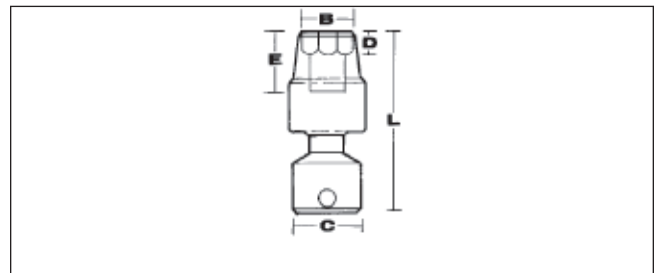
Product ID No.		L	Weight lbs.	ASME Spec.
<b>J7650</b>	3/8" F x 1/2" M	1-5/16"	0.13 lbs.	ASME B107.2
<b>J7651</b>	1/2" F x 3/8" M	1-7/16"	0.12 lbs.	ASME B107.2
<b>J7652</b>	1/2" F x 3/4" M	1-29/32"	0.35 lbs.	ASME B107.2
<b>J7653</b>	3/4" F x 1/2" M	2-1/16"	0.48 lbs.	ASME B107.2
<b>J7655</b>	5/8" F x 1/2" M	1-53/64"	0.34 lbs.	ASME B107.2

## 1/2" DRIVE RETAINING RING

- Retaining Rings are used to help secure sockets onto drive tools. They are not intended to bear any load. The rotational forces are between the drive tool and the socket.
- One piece construction, no loose parts.



Product ID No.	Description	Length	Width	Height	Weight lbs.
<b>JRR50080</b>	800 GRV	15/16"	15/16"	1/8"	0.002
<b>JRR50087</b>	870 GRV	1"	1"	1/8"	0.002
<b>JRR50095</b>	950 GRV	1-1/16"	1-1/16"	1/8"	0.002
<b>JRR50105</b>	1050 GRV	1-3/16"	1-3/16"	1/8"	0.002
<b>JRR50115</b>	1150 GRV	1-1/4"	1-1/4"	1/8"	0.002
<b>JRR50130</b>	1300 GRV	1-7/16"	1-7/16"	1/8"	0.002
<b>JRR50145</b>	1450 GRV	1-9/16"	1-9/16"	1/8"	0.002
<b>JRR50160</b>	1600 GRV	1-3/4"	1-3/4"	1/8"	0.003





# Impact Sockets

## SET NO. 07500-10 - 3/4" DRIVE 10 PC. IMPACT SOCKET SET - 6 POINT

• Weight: 7.10 lbs.




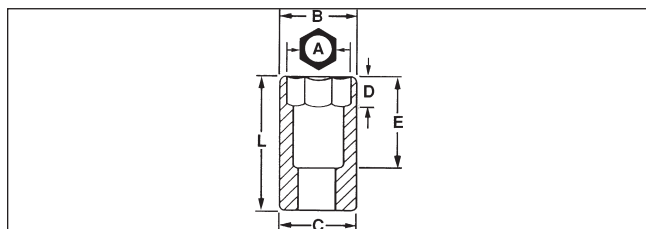
Product		
ID No.	Contents	Description
<b>J07500-10</b>	J07512	Socket Impact 3/4" Dr. 3/4" 6 Pt.
	J07513	Socket Impact 3/4" Dr. 13/16" 6 Pt.
	J07514	Socket Impact 3/4" Dr. 7/8" 6 Pt.
	J07515	Socket Impact 3/4" Dr. 15/16" 6 Pt.
	J07516	Socket Impact 3/4" Dr. 1" 6 Pt.
	J07517	Socket Impact 3/4" Dr. 1-1/16" 6 Pt.
	J07518	Socket Impact 3/4" Dr. 1-1/8" 6 Pt.
	J07519	Socket Impact 3/4" Dr. 1-3/16" 6 Pt.
	J07520	Socket Impact 3/4" Dr. 1-1/4" 6 Pt.
	J07521	Socket Impact 3/4" Dr. 1-5/16" 6 Pt.

## 3/4" DRIVE STANDARD LENGTH SOCKETS - 4 POINT

- Drive end chamfer and four detents help provide quick positive engagement with drive tool on any of the socket drive walls.
- Tight tolerances for snug fit on fastener.
- Large clearance holes, concentric opening and nut end chamfer make it easy to position socket on fasteners.
- Made from high strength steel to help minimize wall thickness and provide access to fasteners in recesses and where nuts and bolts protrude.
- Impact sockets are used where ever powered drive tools are used to install or remove fasteners.
- Impact sockets are designed to withstand the high torque and force associated with impact tools in repetitive application.
- Features two through holes and a groove to accept a Proto® Retaining Ring or pin and o-ring to help secure the socket to the drive tool anvil.



Product ID No.	 in.	B	C	D	E	L	Weight lbs.	ASME Spec.
<b>J07510SS</b>	5/8"	1-1/4"	1-5/8"	25/64"	15/16"	2"	0.79 lbs.	ASME B107.2
<b>J07511SS</b>	11/16"	1-11/32"	1-5/8"	7/16"	15/16"	1-7/8"	0.75 lbs.	ASME B107.2
<b>J07513SS</b>	13/16"	1-5/8"	1-5/8"	33/64"	1-1/16"	2"	0.82 lbs.	ASME B107.2



# Impact Sockets



## 3/4" DRIVE STANDARD LENGTH SOCKETS - 6 POINT

- Proto® 6 Point Impact Sockets are ideal for use on stubborn or damaged fasteners, and also on fasteners made from soft materials.
- The TorquePlus™ design is a high performance drive configuration which allows for quick and easy socket engagement to the fastener flats, not the corners.
- The TorquePlus™ configuration employs a radius-corner design, shifting contact area and stress away from the fastener corners and distributing contact stresses over a large area of the socket, minimizing slippage.
- The TorquePlus™ internal design minimizes fastener rounding, helps to extend fastener life, and allows the user to more easily turn worn, rounded, or rusted fasteners.



Product ID No.	in.	B	C	D	E	L	Weight lbs.	ASME Spec.
J07509	9/16"	1"	1-5/8"	23/64"	15/16	1-7/8"	0.66	ASME B107.2
J07510	5/8"	1-3/32"	1-5/8"	25/64"	15/16"	1-7/8"	0.67	ASME B107.2
J07511	11/16"	1-5/32"	1-5/8"	7/16"	1"	1-15/16"	0.67	ASME B107.2
J07512	3/4"	1-15/64"	1-5/8"	15/32"	1"	1-15/16"	0.79	ASME B107.2
J07513	13/16"	1-5/16"	1-5/8"	1/2"	1"	1-15/16"	0.76	ASME B107.2
J07514	7/8"	1-1/2"	1-5/8"	35/64"	1-1/16"	2"	0.73	ASME B107.2
J07515	15/16"	1-5/8"	1-5/8"	37/64"	1-1/16"	2"	0.78	ASME B107.2
J07516	1"	1-5/8"	1-5/8"	5/8"	1-1/8"	2-1/16	0.76	ASME B107.2
J07517	1-1/16"	1-5/8"	1-5/8"	21/32"	1-1/8"	2-1/16"	0.81	ASME B107.2
J07518	1-1/8"	1-3/4"	1-3/4"	45/64"	1-1/4"	2-3/16"	0.91	ASME B107.2
J07519	1-3/16"	1-7/8"	1-3/4"	47/64"	1-1/4"	2-3/16"	1.02	ASME B107.2
J07520	1-1/4"	2"	1-3/4"	3/4"	1-1/4"	2-3/16"	1.1	ASME B107.2
J07521	1-5/16"	2-1/8"	1-3/4"	27/32"	1-1/4"	2-3/16"	1.27	ASME B107.2
J07522	1-3/8"	2-1/8"	1-3/4"	13/16"	1-3/16"	2-1/4"	1.23	ASME B107.2
J07523	1-7/16"	2-1/4"	1-3/4"	7/8"	1-3/8"	2-5/16"	1.41	ASME B107.2
J07524	1-1/2"	2-3/8"	1-3/4"	1"	1-7/16"	2-3/8"	1.56	ASME B107.2
J07525	1-9/16"	2-3/8"	1-3/4"	1"	1-1/2"	2-7/16"	1.66	ASME B107.2
J07526	1-5/8"	2-3/8"	1-3/4"	1"	1-1/2"	2-7/16"	1.75	ASME B107.2
J07527	1-11/16"	2-39/64"	1-3/4"	1-1/8"	1-11/16"	2-5/8"	1.84	ASME B107.2
J07528	1-3/4"	2-39/64"	1-3/4"	1-1/8"	1-11/16"	2-5/8"	1.93	ASME B107.2
J07529	1-13/16"	2-3/4"	1-3/4"	1-1/8"	1-11/16"	2-5/8"	2.01	ASME B107.2
J07530	1-7/8"	2-3/4"	1-3/4"	1-1/4"	1-7/8"	2-13/16"	2.09	ASME B107.2
J07531	1-15/16"	2-7/8"	1-3/4"	1-1/4"	1-7/8"	2-13/16"	2.18	ASME B107.2
J07532	2"	3"	1-3/4"	1-1/4"	1-7/8"	2-13/16"	2.22	ASME B107.2
J07533	2-1/16"	3"	1-3/4"	1-3/8"	2-5/32"	3-3/32"	2.28	ASME B107.2
J07534	2-1/8"	3-1/8"	1-3/4"	1-3/8"	2-5/32"	3-3/32"	2.35	ASME B107.2
J07535	2-3/16"	3-1/4"	1-3/4"	1-3/8"	2-3/16"	3-1/8"	2.69	ASME B107.2
J07536	2-1/4"	3-5/16"	1-3/4"	1-1/2"	2-5/16"	3-1/4"	2.73	ASME B107.2
J07538	2-3/8"	3-1/2"	1-3/4"	1-1/2"	2-7/16"	3-3/8"	3.45	ASME B107.2



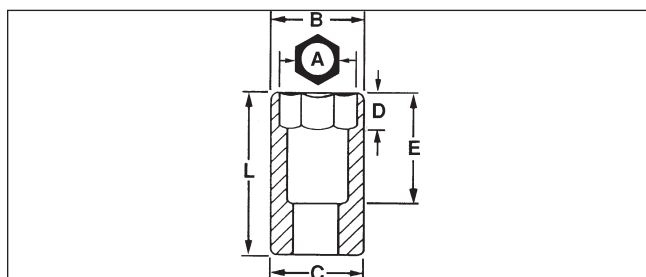
# Impact Sockets

## 3/4" DRIVE STANDARD LENGTH SOCKETS - 8 POINT

- Proto® 8 Point Impact Sockets are ideal for use on stubborn or damaged fasteners, and also on fasteners made from soft materials.
- The TorquePlus™ design is a high performance drive configuration which allows for quick and easy socket engagement to the fastener flats, not the corners.
- The TorquePlus™ configuration employs a radius-corner design, shifting contact area and stress away from the fastener corners and distributing contact stresses over a large area of the socket, minimizing slippage.
- The TorquePlus™ internal design minimizes fastener rounding, helps to extend fastener life, and allows the user to more easily turn worn, rounded, or rusted fasteners.
- Drive end chamfer and four detents help provide quick positive engagement with drive tool on any of the socket drive walls.
- Tight tolerances for snug fit on fastener.
- Large clearance holes, concentric opening and nut end chamfer make it easy to position socket on fasteners.
- Made from high strength steel to help minimize wall thickness and provide access to fasteners in recesses and where nuts and bolts protrude.
- Impact sockets are designed to withstand higher torque and force associated with impact tools in repetitive application.
- Features two through holes and a groove to accept a Proto® Retaining Ring or pin and o-ring to help secure the socket to the drive tool anvil.



Product ID No.	in.	B	C	D	E	L	Weight lbs.	ASME Spec.
J07512S	3/4"	1-5/8"	1-5/8"	15/32"	31/32"	1-15/16"	.76	ASME B107.2
J07513S	13/16"	1-5/8"	1-5/8"	1/2"	1-1/32"	2"	.76	ASME B107.2
J07514S	7/8"	1-3/4"	1-3/4"	35/64"	1-1/32"	2"	.92	ASME B107.2
J07515S	15/16"	1-13/16"	1-3/4"	19/32"	1-3/32"	2-1/16"	.98	ASME B107.2
J07516S	1"	2"	1-3/4"	5/8"	1-5/32"	2-1/8"	1.20	ASME B107.2
J07517S	1-1/16"	2-1/8"	1-3/4"	21/32"	1-7/32"	2-3/16"	1.38	ASME B107.2
J07518S	1-1/8"	2-1/4"	1-3/4"	45/64"	1-15/64"	2-1/4"	1.41	ASME B107.2
J07519S	1-3/16"	2-3/8"	1-3/4"	3/4"	1-11/32"	2-5/16"	1.66	ASME B107.2
J07520S	1-1/4"	2-3/8"	1-3/4"	3/4"	1-13/32"	2-3/8"	1.67	ASME B107.2
J07521S	1-5/16"	2-1/2"	1-3/4"	7/8"	1-13/32"	2-3/8"	1.81	ASME B107.2
J07523S	1-7/16"	2-1/2"	1-3/4"	7/8"	1-13/32"	2-3/8"	1.97	ASME B107.2



# Impact Sockets



## 3/4" DRIVE STANDARD LENGTH SOCKETS - 12 POINT

- Proto® 12 Point Impact Sockets are ideal for use on stubborn or damaged fasteners, and also on fasteners made from soft materials.
- The TorquePlus™ design is a high performance drive configuration which allows for quick and easy socket engagement to the fastener flats, not the corners.
- The TorquePlus™ configuration employs a radius-corner design, shifting contact area and stress away from the fastener corners and distributing contact stresses over a large area of the socket, minimizing slippage.
- The TorquePlus™ internal design minimizes fastener rounding, helps to extend fastener life, and allows the user to more easily turn worn, rounded, or rusted fasteners.



Product ID No.	Size (In)	B	C	D	E	L	Weight lbs.	ASME Spec.
J07509T	9/16"	1"	1-5/8"	23/64"	17/32	1-7/8"	.66	ASME B107.2
J07510T	5/8"	1-3/32"	1-5/8"	25/64"	9/16	1-7/8"	.67	ASME B107.2
J07511T	11/16"	1-5/32"	1-5/8"	7/16"	5/8	1-15/16"	.67	ASME B107.2
J07512T	3/4"	1-1/4"	1-5/8"	15/32"	11/16	1-15/16"	.69	ASME B107.2
J07513T	13/16"	1-5/16"	1-5/8"	1/2"	3/4	1-15/16"	.70	ASME B107.2
J07514T	7/8"	1-1/2"	1-5/8"	9/16"	13/16	2"	.75	ASME B107.2
J07515T	15/16"	1-5/8"	1-5/8"	37/64"	7/8	2"	.75	ASME B107.2
J07516T	1"	1-5/8"	1-5/8"	5/8"	15/16	2"	.76	ASME B107.2
J07517T	1-1/16"	1-5/8"	1-5/8"	21/32"	1"	2-1/16"	.78	ASME B107.2
J07518T	1-1/8"	1-3/4"	1-3/4"	29/32"	29/32"	2-3/16"	.94	ASME B107.2
J07519T	1-3/16"	1-7/8"	1-3/4"	63/64"	1-3/32"	2-3/16"	1.04	ASME B107.2
J07520T	1-1/4"	2"	1-3/4"	1"	1-1/8"	2-3/16"	1.15	ASME B107.2
J07521T	1-5/16"	2-1/8"	1-3/4"	17/64"	1-3/32"	2-3/16"	1.20	ASME B107.2
J07522T	1-3/8"	2-1/8"	1-3/4"	1-1/8"	1-1/8"	2-1/4"	1.23	ASME B107.2
J07523T	1-7/16"	2-1/4"	1-3/4"	1-1/8"	1-1/8"	2-5/16"	1.41	ASME B107.2
J07524T	1-1/2"	2-3/8"	1-3/4"	1-3/16"	1-3/16"	2-3/8"	1.56	ASME B107.2
J07525T	1-9/16"	2-3/8"	1-3/4"	1-1/4"	1-1/4"	2-7/16"	1.66	ASME B107.2
J07526T	1-5/8"	2-3/8"	1-3/4"	11/4"	1-1/4"	2-7/16"	1.75	ASME B107.2
J07527T	1-11/16"	2-39/64"	1-3/4"	1-13/32"	1-13/32"	2-5/8"	1.84	ASME B107.2
J07528T	1-3/4"	2-39/64"	1-3/4"	1-13/32"	1-13/32"	2-5/8"	1.93	ASME B107.2
J07529T	1-13/16"	2-3/4"	1-3/4"	1-13/32"	1-13/32"	2-5/8"	2.01	ASME B107.2
J07530T	1-7/8"	2-3/4"	1-3/4"	1-1/2"	1-1/2"	2-13/16"	2.09	ASME B107.2
J07531T	1-15/16"	2-7/8"	1-3/4"	1-1/2"	1-1/2"	2-13/16"	2.18	ASME B107.2
J07532T	2"	3"	1-3/4"	1-1/2"	1-1/2"	2-13/16"	2.22	ASME B107.2
J07533T	2-1/16"	3"	1-3/4"	1-9/16"	1-9/16"	3-3/32"	2.28	ASME B107.2
J07534T	2-1/8"	3-1/8"	1-3/4"	1-9/16"	1-9/16"	3-3/32"	2.35	ASME B107.2
J07535T	2-3/16"	3-1/4"	1-3/4"	1-9/16"	1-9/16"	3-1/8"	2.69	ASME B107.2
J07536T	2-1/4"	3-1/4"	1-3/4"	1-21/32"	1-21/32"	3-1/4"	2.73	ASME B107.2
J07538T	2-3/8"	3-1/2"	1-3/4"	1-3/4"	1-3/4"	3-3/8"	3.45	ASME B107.2



# Impact Sockets

## 3/4" DRIVE METRIC STANDARD LENGTH SOCKETS - 6 POINT

**M**ETRIC

- Proto® 6 Point Impact Sockets are ideal for use on stubborn or damaged fasteners, and also on fasteners made from soft materials.
- The TorquePlus™ design is a high performance drive configuration which allows for quick and easy socket engagement to the fastener flats, not the corners.
- The TorquePlus™ configuration employs a radius-corner design, shifting contact area and stress away from the fastener corners and distributing contact stresses over a large area of the socket, minimizing slippage.
- The TorquePlus™ internal design minimizes fastener rounding, helps to extend fastener life, and allows the user to more easily turn worn, rounded, or rusted fasteners.



Product ID No.	mm	B	C	D	E	L	Weight lbs.	ASME Spec.
J07517M	17	29.2	41.3	10.9	25.2	49.0	.69	ASME B107.33M
J07518M	18	30.2	41.3	11.2	25.2	49.0	.64	ASME B107.33M
J07519M	19	30.7	41.3	11.9	25.2	49.0	.64	ASME B107.33M
J07520M	20	33.1	41.3	14.3	25.2	49.0	.64	ASME B107.33M
J07521M	21	34.7	41.3	15.9	23.6	49.0	.64	ASME B107.33M
J07522M	22	36.3	41.3	17.4	27.0	50.8	.66	ASME B107.33M
J07523M	23	41.3	41.3	17.4	27.0	50.8	.66	ASME B107.33M
J07524M	24	41.3	41.3	15.0	27.0	50.8	.71	ASME B107.33M
J07525M	25	41.3	41.3	17.4	27.0	50.8	.70	ASME B107.33M
J07526M	26	41.3	41.3	19.1	28.5	52.3	.70	ASME B107.33M
J07527M	27	41.3	41.3	20.6	28.5	52.3	.71	ASME B107.33M
J07528M	28	41.3	41.3	17.9	28.5	52.3	.93	ASME B107.33M
J07529M	29	45.4	45.4	19.7	28.5	55.4	1.01	ASME B107.33M
J07530M	30	47.6	44.4	23.6	30.8	55.4	1.03	ASME B107.33M
J07531M	31	47.6	44.4	22.2	28.6	55.4	1.06	ASME B107.33M
J07532M	32	50.8	44.4	22.2	28.8	55.4	1.08	ASME B107.33M
J07533M	33	50.8	44.4	22.2	30.2	55.4	1.1	ASME B107.33M
J07534M	34	54.0	44.4	23.8	30.2	57.2	1.27	ASME B107.33M
J07535M	35	54.0	44.4	23.8	33.3	57.2	1.26	ASME B107.33M
J07536M	36	57.2	44.4	23.8	32.4	58.7	1.39	ASME B107.33M
J07538M	38	60.3	44.4	25.4	33.6	60.2	1.57	ASME B107.33M
J07540M	40	63.5	44.4	26.2	32.3	63.5	1.7	ASME B107.33M
J07541M	41	63.5	44.4	27.0	37.6	66.5	1.86	ASME B107.33M
J07542M	42	63.5	44.4	28.6	43.2	69.9	1.92	ASME B107.33M
J07543M	43	65.1	44.4	28.6	43.2	69.9	2.06	ASME B107.33M
J07546M	46	69.9	44.4	31.8	43.2	72.9	2.39	ASME B107.33M
J07550M	50	74.7	44.4	31.8	44.9	79.2	3.16	ASME B107.33M




# Impact Sockets

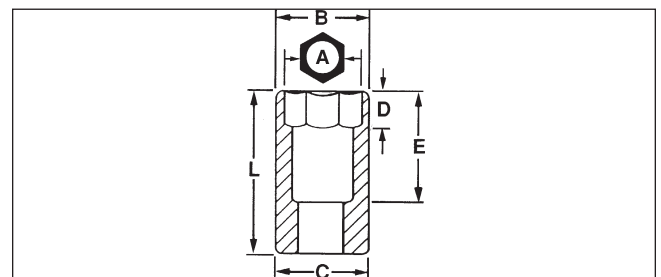


## 3/4" DRIVE DEEP LENGTH SOCKET - 4 POINT

- Drive end chamfer and four detents help provide quick positive engagement with drive tool on any of the socket drive walls.
- Tight tolerances for snug fit on fastener.
- Large clearance holes, concentric opening and nut end chamfer make it easy to position socket on fasteners.
- Made from high strength steel to help minimize wall thickness and provide access to fasteners in recesses and where nuts and bolts protrude.
- Impact sockets are used wherever powered drive tools are used to install or remove fasteners.
- Impact sockets are designed to withstand the high torque and force associated with impact tools in repetitive application.



Product ID No.	 in.	B	C	D	E	L	Weight lbs.	ASME Spec.
<b>J07513SL</b>	13/16"	1-5/8"	1-5/8"	43/64"	3-1/16"	4"	1.75 lbs.	ASME B107.2





# Impact Sockets

## 3/4" DRIVE DEEP LENGTH SOCKETS - 6 POINT

- Proto® 6 Point Impact Sockets are ideal for use on stubborn or damaged fasteners, and also on fasteners made from soft materials.
- The TorquePlus™ design is a high performance drive configuration which allows for quick and easy socket engagement to the fastener flats, not the corners.
- The TorquePlus™ configuration employs a radius-corner design, shifting contact area and stress away from the fastener corners and distributing contact stresses over a large area of the socket, minimizing slippage.
- The TorquePlus™ internal design minimizes fastener rounding, helps to extend fastener life, and allows the user to more easily turn worn, rounded, or rusted fasteners.



Product ID No.	in.	B	C	D	E	L	Weight lbs.	ASME Spec.
J07509L	9/16"	1"	1-5/8"	15/32"	2-5/16"	3-1/4"	1.23	ASME B107.2
J07510L	5/8"	1-3/32"	1-5/8"	33/64"	2-5/16"	3-1/4"	1.25	ASME B107.2
J07511L	11/16"	1-5/32"	1-5/8"	9/16"	2-5/16"	3-1/4"	1.26	ASME B107.2
J07512L	3/4"	1-1/4"	1-5/8"	39/64"	2-5/16"	3-1/4"	1.26	ASME B107.2
J07513L	13/16"	1-5/16"	1-5/8"	43/64"	2-5/16"	3-1/4"	1.26	ASME B107.2
J07514L	7/8"	1-1/2"	1-5/8"	23/32"	2-5/16"	3-1/4"	1.31	ASME B107.2
J07515L	15/16"	1-5/8"	1-5/8"	25/32"	2-5/16"	3-1/4"	1.28	ASME B107.2
J07516L	1"	1-5/8"	1-5/8"	53/64"	2-5/16"	3-1/4"	1.20	ASME B107.2
J07517L	1-1/16"	1-5/8"	1-5/8"	7/8"	2-5/16"	3-1/4"	1.14	ASME B107.2
J07518L	1-1/8"	1-3/4"	1-3/4"	59/64"	2-5/16"	3-1/4"	1.51	ASME B107.2
J07519L	1-3/16"	1-7/8"	1-3/4"	31/32"	2-5/16"	3-1/4"	1.53	ASME B107.2
J07520L	1-1/4"	2"	1-3/4"	1"	2-5/16"	3-1/4"	1.69	ASME B107.2
J07521L	1-5/16"	2-1/8"	1-3/4"	1"	2-5/16"	3-1/4"	1.79	ASME B107.2
J07522L	1-3/8"	2-1/8"	1-3/4"	1"	2-5/16"	3-1/4"	1.81	ASME B107.2
J07523L	1-7/16"	2-1/4"	1-3/4"	1-1/16"	2-7/16"	3-1/2"	2.12	ASME B107.2
J07524L	1-1/2"	2-3/8"	1-3/4"	1-1/16"	2-7/16"	3-1/2"	2.36	ASME B107.2
J07525L	1-9/16"	2-3/8"	1-3/4"	1"	2-3/8"	3-13/16"	2.45	ASME B107.2
J07526L	1-5/8"	2-3/8"	1-3/4"	2-1/4"	2-5/8"	3-13/16"	2.58	ASME B107.2
J07527L	1-11/16"	2-39/64"	1-3/4"	2-1/4"	2-5/8"	3-7/8"	2.66	ASME B107.2
J07528L	1-3/4"	2-39/64"	1-3/4"	2-1/4"	2-5/8"	3-7/8"	2.74	ASME B107.2
J07529L	1-13/16"	2-3/4"	1-3/4"	2-1/4"	2-5/8"	3-7/8"	2.87	ASME B107.2
J07530L	1-7/8"	2-3/4"	1-3/4"	2-3/8"	3-3/4"	4-1/16"	3.09	ASME B107.2
J07532L	2"	3"	1-3/4"	1-1/2"	2-3/4"	4-1/16"	3.18	ASME B107.2





# Impact Sockets



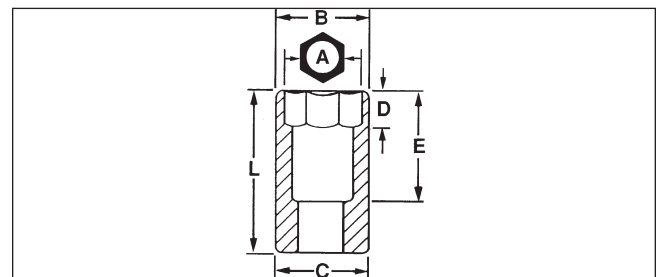
## 3/4" DRIVE METRIC DEEP LENGTH SOCKETS - 6 POINT

**M**ETRIC

- Proto® 6 Point Impact Sockets are ideal for use on stubborn or damaged fasteners, and also on fasteners made from soft materials.
- The TorquePlus™ design is a high performance drive configuration which allows for quick and easy socket engagement to the fastener flats, not the corners.
- The TorquePlus™ configuration employs a radius-corner design, shifting contact area and stress away from the fastener corners and distributing contact stresses over a large area of the socket, minimizing slippage.
- The TorquePlus™ internal design minimizes fastener rounding, helps to extend fastener life, and allows the user to more easily turn worn, rounded, or rusted fasteners.



Product ID No.	mm	B	C	D	E	L	Weight lbs.	AMSE Spec.
J07519ML	19	30.9	41.3	15.7	57.1	82.6	1.32 lbs.	ASME B107.33M
J07521ML	21	34.9	41.3	20.4	57.1	82.6	1.30 lbs.	ASME B107.33M
J07522ML	22	36.5	41.3	20.7	57.1	82.6	1.20 lbs.	ASME B107.33M
J07523ML	23	41.3	41.3	19.1	57.1	82.6	1.20 lbs.	ASME B107.33M
J07524ML	24	41.3	41.3	20.7	57.1	82.6	1.31 lbs.	ASME B107.33M
J07525ML	25	41.3	41.3	21.0	57.1	0.69	1.29 lbs.	ASME B107.33M
J07526ML	26	41.3	41.3	21.5	57.1	82.6	1.20 lbs.	ASME B107.33M
J07527ML	27	41.3	41.3	22.2	57.1	82.6	1.14 lbs.	ASME B107.33M
J07530ML	30	47.6	44.4	24.8	58.0	82.6	1.45 lbs.	ASME B107.33M
J07531ML	31	41.6	44.4	25.2	58.0	82.6	1.10 lbs.	ASME B107.33M
J07532ML	32	50.8	44.4	25.4	58.0	82.6	1.63 lbs.	ASME B107.33M
J07533ML	33	50.8	44.4	25.4	58.0	82.6	1.55 lbs.	ASME B107.33M
J07534ML	34	54.0	44.4	25.4	58.0	82.6	1.60 lbs.	ASME B107.33M
J07535ML	35	54.0	44.4	25.4	58.0	82.6	1.89 lbs.	ASME B107.33M
J07536ML	36	57.2	44.4	25.4	58.0	82.6	1.91 lbs.	ASME B107.33M
J07537ML	37	58.2	44.4	25.4	62.5	88.9	1.96 lbs.	ASME B107.33M
J07538ML	38	60.3	44.4	27.0	62.5	88.9	2.10 lbs.	ASME B107.33M
J07541ML	41	63.5	44.4	27.0	62.5	88.9	2.36 lbs.	ASME B107.33M
J07543ML	43	65.1	44.4	28.6	62.5	88.9	2.52 lbs.	ASME B107.33M
J07546ML	46	66.2	44.4	28.6	62.5	88.9	2.64 lbs.	ASME B107.33M
J07550ML	50	77.3	47.6	32.2	67.4	96.0	2.98 lbs.	ASME B107.33M





# Impact Sockets




## 3/4" DRIVE DEEP LENGTH THIN WALL SOCKETS - 6 POINT

- Proto® 6 Point Impact Sockets are ideal for use on stubborn or damaged fasteners, and also on fasteners made from soft materials.
- The TorquePlus™ design is a high performance drive configuration which allows for quick and easy socket engagement to the fastener flats, not the corners.
- The TorquePlus™ configuration employs a radius-corner design, shifting contact area and stress away from the fastener corners and distributing contact stresses over a large area of the socket, minimizing slippage.
- The TorquePlus™ internal design minimizes fastener rounding, helps to extend fastener life, and allows the user to more easily turn worn, rounded, or rusted fasteners.



Product ID No.	in.	B	C	D	E	L	Weight lbs.	ASME Spec.
J07512-LT	3/4"	1-3/8"	1-3/8"	39/64"	3-1/16"	4"	1.04 lbs.	ASME B107.2
J07513-LT	13/16"	1-3/8"	1-3/8"	21/32"	3-1/16"	4"	1.02 lbs.	ASME B107.2
J07514-LT	7/8"	1-3/8"	1-3/8"	23/32"	3-1/16"	4"	1.01 lbs.	ASME B107.2
J07515-LT	15/16"	1-3/8"	1-3/8"	49/64"	3-1/16"	4"	0.89 lbs.	ASME B107.2
J07516-LT	1"	1-7/16"	1-7/16"	53/64"	3-1/16"	4"	1.06 lbs.	ASME B107.2
J07517-LT	1-1/16"	1-1/2"	1-1/2"	7/8"	3-1/16"	4"	0.96 lbs.	ASME B107.2
J07518-LT	1-1/8"	1-5/8"	1-5/8"	59/64"	3-1/16"	4"	1.19 lbs.	ASME B107.2
J07519-LT	1-3/16"	1-11/16"	1-11/16"	31/32"	3-1/16"	4"	1.24 lbs.	ASME B107.2
J07520-LT	1-1/4"	1-3/4"	1-3/4"	1"	3-1/16"	4"	1.33 lbs.	ASME B107.2
J07521-LT	1-5/16"	1-7/8"	1-3/4"	1-1/8"	2-5/16"	3-1/4"	1.28 lbs.	ASME B107.2
J07522-LT	1-3/8"	1-15/16"	1-3/4"	1-1/8"	2-5/16"	3-1/4"	1.32 lbs.	ASME B107.2
J07523-LT	1-7/16"	2"	1-3/4"	1-1/8"	2-9/16"	3-1/2"	1.42 lbs.	ASME B107.2
J07524-LT	1-1/2"	2-1/8"	1-3/4"	1-1/4"	2-9/16"	3-1/2"	1.62 lbs.	ASME B107.2

## 3/4" DRIVE HEX BITS

Product ID No.	in.			Weight lbs.	
J075909/16	9/16"	1-3/8"	3-3/4"	0.96 lbs.	J07590 9/16RK
J075905/8	5/8"	1-15/32"	3-27/32"	1.11 lbs.	J07590 5/8RK
J075903/4	3/4"	1-7/8"	4-3/8"	1.75 lbs.	J07590 3/4RK
J07597/8	7/8"	2-7/32"	4-3/4"	2.09 lbs.	J07590 7/8RK
J075901	1"	2-33/64"	5-13/64"	2.59 lbs.	J07590 1RK



## 3/4" DR. HEX BIT REPLACEMENTS

Product ID No.	Description	Weight lbs.
J1404MRKA	Repair Kit Hex Bit 3/4" Drive 4 mm	0.01 lbs.
J1405MRKA	Repair Kit Hex Bit 3/4" Drive 5 mm	0.03 lbs.
J1406MRKA	Repair Kit Hex Bit 3/4" Drive 6 mm	0.04 lbs.
J1408MRKA	Repair Kit Hex Bit 3/4" Drive 8 mm	0.06 lbs.
J1410MRKA	Repair Kit Hex Bit 3/4" Drive 10 mm	0.08 lbs.



# Impact Sockets





## 3/4" DRIVE UNIVERSAL JOINT

- Position at right angles to turn fasteners where obstructions prevent a straight application.

Product ID No.	L	Weight lbs.	ASME Spec.
<b>J07570</b>	4-1/64"	1.57	ASME B107.2




## 3/4" DRIVE BUDD WHEEL DEEP LENGTH IMPACT SOCKET - DOUBLE OPENING

Product ID No.	 in.	 in.	B	C	L	Weight lbs.
<b>J07524-LS</b>	1-1/2"	3/4"	2-1/4"	1-5/8"	4"	2.96 lbs.



## 3/4" DRIVE EXTENSIONS


- Use extensions to gain access to fasteners in locations that would otherwise be difficult to reach.
- Male square is oriented in line with female squares for use with fixed head torque wrenches.
- Full chamfer at drive opening (when applicable) for easy engagement with drive tools.
- Drive end chamfer and four detents help provide quick positive engagement with drive tool on any of the socket drive walls.



Product ID No.	L	Weight lbs.	ASME Spec.
<b>J07565</b>	5"	1.60	ASME B107.2
<b>J07567</b>	7"	2.06	ASME B107.2
<b>J07568</b>	10"	2.71	ASME B107.2
<b>J07569</b>	13"	3.35	ASME B107.2

## 3/4" DRIVE ADAPTERS

- Use adapters to help increase or decrease drive end size.
- Do not use hand adapters with power tools.
- Do not over torque small sockets when using them with adapters on large drive tools.

Product ID No.		L	Weight lbs.	ASME Spec.
<b>J07655</b>	3/4" F x 1" M	2-1/2"	2.55	ASME B107.2
<b>J07656</b>	1" F x 3/4" M	2-7/8"	1.41	ASME B107.2
<b>J7656</b>	5/8" F x 3/4" M	1-31/32"	.41	ASME B107.2





# Impact Sockets

## 3/4" DRIVE "O" RING FOR IMPACT SOCKETS AND ATTACHMENTS

Product ID No.	Drive Size	Use With	Weight lbs.
<b>J07500R</b>	3/4 Inch	All 3/4" drive impact sockets and attachments	0.01 lbs.



## 3/4" DRIVE RETAINING PIN FOR IMPACT SOCKETS AND ATTACHMENTS

Product ID No.	Drive Size	Use With	Weight lbs.
<b>J07500P</b>	3/4 Inch	All 3/4" drive impact sockets and attachments	0.01 lbs.



## 3/4" DRIVE RETAINING RINGS

- Retaining rings are used to help secure sockets onto drive tools. They are not intended to bear any load. The rotational forces are between the drive tool and the socket.
- Designed with a resin crush gauge to help identify when to replace worn sockets.
- The resin crush gauge on the pin helps indicate when a socket is excessively worn and should be replaced.
- Drive tool and socket should line up when in use and should not pinch the crush gauge.
- Cracked sockets and or worn drive tools cause each other to turn excessively in relation to each other. This action pinches the small fin or the crush gauge on these retaining rings. If the crush gauge is pinched, it is an indication that the socket and or the drive tool need to be replaced.
- One piece construction, no loose parts. Pin is made of resin which allows the material to compress without breaking.



Product ID No.	Description	Length	Width	Height	Weight lbs.
<b>JRR07520</b>	1-1/4 GRV	1-7/16"	1-7/16"	3/16"	0.009
<b>JRR07523</b>	1-7/16 GRV	1-5/8"	1-5/8"	3/16"	0.010
<b>JRR07526</b>	3/4 Drive 1-5/8 GRV	1-13/16"	1-13/16"	3/16"	0.011
<b>JRR07528</b>	1-3/4 GRV	1-15/16"	1-15/16"	3/16"	0.011
<b>JRR07532</b>	2 GRV	2-3/16"	2-3/16"	3/16"	0.012
<b>JRR07534</b>	2-1/8 GRV	2-5/16"	2-5/16"	3/16"	0.013
<b>JRR07536</b>	2-1/4 GRV	2-7/16"	2-7/16"	3/16"	0.014



# Impact Sockets

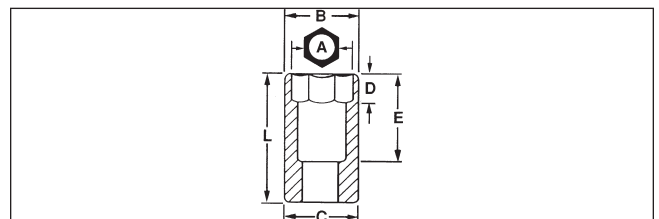


## 1" DRIVE STANDARD LENGTH SOCKET - 4 POINT / 8 POINT

- Drive end chamfer and four detents help provide quick positive engagement with drive tool on any of the socket drive walls.
- Tight tolerances for snug fit on fastener.
- Large clearance holes, concentric opening and nut end chamfer make it easy to position socket on fasteners.
- Made from high strength steel to help minimize wall thickness and provide access to fasteners in recesses and where nuts and bolts protrude.
- Impact sockets are used wherever powered drive tools are used to install or remove fasteners.
- Impact sockets are designed to withstand the high torque and force associated with impact tools in repetitive application.
- Features two through holes and a groove to accept a Proto® Retaining Ring or pin and O-ring to help secure the socket to the drive tool anvil.



Product ID No.	in.	B	C	D	E	L	Weight lbs.
J10012SS	3/4"	1-7/8"	2-1/8"	5/8"	1-3/8"	2-1/2"	1.70
J10013SS	13/16"	1-15/16"	2-1/8"	5/8"	1-3/8"	2-1/2"	1.76
J10014SS	7/8"	2"	2-1/8"	5/8"	1-3/8"	2-1/2"	1.76
J10015SS	15/16"	2-1/16"	2-1/8"	19/32"	1-3/8"	2-1/2"	1.74
J10016SS	1"	2-1/8"	2-1/8"	11/16"	1-3/8"	2-1/2"	1.74
J10018SS	1-1/8"	2-3/8"	2-3/8"	23/32"	1-3/8"	2-1/2"	1.69
J10024SS	1-1/2"	2-5/8"	2-5/8"	25/32"	1-3/8"	2-1/2"	1.80
J10014S	7/8"	2"	2"	5/8"	1-3/8"	2-5/8"	1.33
J10015S	15/16"	2"	2"	5/8"	1-3/8"	2-5/8"	1.52
J10016S	1"	2-3/32"	2-3/32"	11/16"	1-3/8"	2-13/16"	1.61
J10018S	1-1/8"	2-7/16"	2-7/16"	23/32"	1-3/8"	2-13/16"	1.83
J10019S	1-3/16"	2-7/16"	2-7/16"	23/32"	1-3/8"	13/16"	1.74
J10020S	1-1/4"	2-7/16"	2-7/16"	11/16"	1-1/2"	2-13/16"	1.92
J10021S	1-5/16"	2-1/2"	2-1/2"	25/32"	1-1/2"	2-13/16"	2.07
J10022S	1-3/8"	2-1/2"	2-1/2"	25/32"	1-5/8"	2-13/16"	1.97
J10023S	1-7/16"	2-13/16"	2-13/16"	13/16"	1-5/8"	2-15/16"	2.54
J10024S	1-1/2"	2-13/16"	2-13/16"	13/16"	1-5/8"	2-13/16"	2.47
J10026S	1-5/8"	3-3/32"	3-3/32"	13/16"	1-5/8"	3-1/2"	3.81
J10027S	1-11/16"	3-3/16"	3-3/16"	7/8"	1-3/4"	3-1/2"	4.06
J10028S	1-3/4"	3-3/16"	3-3/16"	7/8"	1-3/4"	3-1/2"	4.12
J10029S	1-13/16"	3-3/8"	3-3/8"	7/8"	1-7/8"	3-1/2"	4.29
J10030S	1-7/8"	3-13/32"	3-13/32"	15/16"	1-7/8"	3-1/2"	4.17
J10032S	2"	3-1/2"	3-1/2"	1"	1-15/16"	3-1/2"	4.42
J10035S	2-3/16"	3-7/8"	3-7/8"	1"	1-15/16"	3-1/2"	5.28





# Impact Sockets

## 1" DRIVE STANDARD LENGTH SOCKETS - 6 POINT

- Proto® 6 Point Impact Sockets are ideal for use on stubborn or damaged fasteners, and also on fasteners made from soft materials.
- The TorquePlus™ design is a high performance drive configuration which allows for quick and easy socket engagement to the fastener flats, not the corners.
- The TorquePlus™ configuration employs a radius-corner design, shifting contact area and stress away from the fastener corners and distributing contact stresses over a large area of the socket, minimizing slippage.
- The TorquePlus™ internal design minimizes fastener rounding, helps to extend fastener life, and allows the user to more easily turn worn, rounded, or rusted fasteners.



Product ID No.	in.	B	C	D	E	L	Weight lbs.	ASME Spec.
J10012	3/4"	1-7/16"	2-1/8"	19/32"	1-5/16"	2-7/16"	1.48	ASME B107.2
J10013	13/16"	1-1/2"	2-1/8"	5/8"	1-3/8"	2-1/2"	1.50	ASME B107.2
J10014	7/8"	1-17/32"	2-1/8"	21/32"	1-3/8"	2-1/2"	1.50	ASME B107.2
J10015	15/16"	1-39/64"	2-1/8"	19/32"	1-3/8"	2-1/2"	1.62	ASME B107.2
J10016	1"	1-3/4"	2-1/8"	3/4"	1-3/8"	2-1/2"	1.62	ASME B107.2
J10017	1-1/16"	1-3/4"	2-1/8"	7/8"	1-1/2"	2-5/8"	1.72	ASME B107.2
J10018	1-1/8"	1-13/16"	2-1/8"	7/8"	1-1/2"	2-5/8"	1.70	ASME B107.2
J10019	1-3/16"	1-7/8"	2-1/8"	7/8"	1-1/2"	2-5/8"	1.66	ASME B107.2
J10020	1-1/4"	2-1/8"	2-1/8"	15/16"	1-1/2"	2-5/8"	1.69	ASME B107.2
J10021	1-5/16"	2-1/8"	2-1/8"	15/16"	1-5/8"	2-3/4"	1.75	ASME B107.2
J10022	1-3/8"	2-1/8"	2-1/8"	1-1/32"	1-5/8"	2-3/4"	1.70	ASME B107.2
J10023	1-7/16"	2-1/8"	2-1/8"	1-1/32"	1-5/16"	2-7/16"	1.55	ASME B107.2
J10024	1-1/2"	2-3/8"	2-3/8"	1-1/4"	1-1/2"	2-5/8"	2.04	ASME B107.2
J10025	1-9/16"	2-3/8"	2-3/8"	1-1/4"	1-1/2"	2-5/8"	1.98	ASME B107.2
J10026	1-5/8"	2-15/32"	2-3/8"	1-1/4"	1-1/2"	2-5/8"	1.97	ASME B107.2
J10027	1-11/16"	2-39/64"	2-3/8"	1-1/8"	1-11/16"	2-13/16"	2.37	ASME B107.2
J10028	1-3/4"	2-11/16"	2-3/8"	1-1/8"	1-11/16"	2-13/16"	2.37	ASME B107.2
J10029	1-13/16"	2-51/64"	2-3/8"	1-1/8"	1-1/16"	2-13/16"	2.55	ASME B107.2
J10030	1-7/8"	2-51/64"	2-3/8"	1-1/4"	1-7/8"	3"	2.63	ASME B107.2
J10031	1-15/16"	2-7/8"	2-3/8"	1-1/4"	1-7/8"	3"	2.82	ASME B107.2
J10032	2"	3"	2-3/8"	1-1/4"	1-7/8"	3"	3.12	ASME B107.2
J10033	2-1/16"	3"	2-3/8"	1-9/16"	1-9/16"	3-3/32"	3.06	ASME B107.2
J10034	2-1/8"	3-1/8"	2-3/8"	1-3/8"	1-9/16"	3-3/32"	3.25	ASME B107.2
J10035	2-3/16"	3-1/4"	2-3/8"	1-3/8"	1-9/16"	3-1/8"	3.59	ASME B107.2
J10036	2-1/4"	3-5/16"	2-3/8"	1-1/2"	1-21/32"	3-1/4"	3.63	ASME B107.2
J10037	2-5/16"	3-7/16"	2-3/8"	1-1/2"	1-23/32"	3-21/64"	4.23	ASME B107.2
J10038	2-3/8"	3-1/2"	2-3/8"	1-1/2"	1-3/4"	3-3/8"	4.35	ASME B107.2
J10039	2-7/16"	3-1/2"	2-3/8"	1-5/8"	1-3/4"	3-25/64"	4.05	ASME B107.2
J10040	2-1/2"	3-5/8"	2-3/8"	1-5/8"	1-13/16"	3-1/2"	4.55	ASME B107.2
J10041	2-9/16"	3-47/64"	2-3/8"	1-5/8"	1-13/16"	3-1/2"	4.93	ASME B107.2
J10042	2-5/8"	3-3/4"	2-3/8"	1-3/4"	1-15/16"	3-5/8"	4.93	ASME B107.2
J10043	2-11/16"	3-7/8"	2-3/8"	1-3/4"	1-15/16"	3-21/32"	5.10	ASME B107.2
J10044	2-3/4"	3-7/8"	2-3/8"	1-3/4"	2"	3-3/4"	5.43	ASME B107.2
J10045	2-13/16"	4"	2-3/8"	1-7/8"	2-3/64"	3-13/16"	5.50	ASME B107.2
J10046	2-7/8"	4-1/16"	2-3/8"	1-7/8"	2-5/64"	3-7/8"	5.40	ASME B107.2
J10047	2-15/16"	4-1/8"	2-3/8"	1-7/8"	2-1/16"	3-7/8"	5.40	ASME B107.2
J10048	3"	4-1/4"	2-3/8"	2"	2-3/16"	4"	6.59	ASME B107.2
J10050	3-1/8"	4-3/8"	2-3/8"	2"	2-3/16"	4-1/16"	6.93	ASME B107.2
J10052	3-1/4"	4-1/2"	2-3/8"	2"	2-15/32"	4-3/8"	7.43	ASME B107.2
J10054	3-3/8"	4-9/16"	2-3/8"	2-1/4"	2-15/32"	4-7/16"	7.58	ASME B107.2
J10056	3-1/2"	4-3/4"	2-3/8"	2-1/4"	2-1/2"	4-1/2"	8.06	ASME B107.2
J10058	3-5/8"	4-7/8"	2-3/8"	2-1/4"	2-35/64"	4-3/4"	8.95	ASME B107.2
J10062	3-7/8"	5-1/16"	2-3/8"	2-1/4"	2-31/32"	5"	9.02	ASME B107.2
J10064	4"	5-3/4"	2-3/8"	2-1/2"	4-3/8"	5-1/2"	15.06	ASME B107.2
J10066	4-1/8"	6"	2-3/8"	2-3/4"	4-5/8"	5-1/2"	17.08	ASME B107.2
J10068	4-1/4"	6"	2-3/8"	2-3/4"	4-5/8"	5-1/2"	15.96	ASME B107.2
J10072	4-1/2"	6-1/4"	2-3/8"	3"	4-7/8"	6"	17.38	ASME B107.2



# Impact Sockets



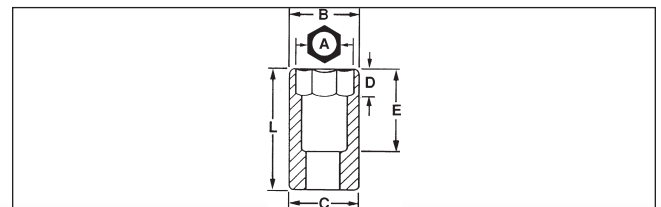
## 1" DRIVE METRIC STANDARD LENGTH SOCKETS - 6 POINT

**M**ETRIC

- Proto® 6 Point Impact Sockets are ideal for use on stubborn or damaged fasteners, and also on fasteners made from soft materials.
- The TorquePlus™ design is a high performance drive configuration which allows for quick and easy socket engagement to the fastener flats, not the corners.
- The TorquePlus™ configuration employs a radius-corner design, shifting contact area and stress away from the fastener corners and distributing contact stresses over a large area of the socket, minimizing slippage.
- The TorquePlus™ internal design minimizes fastener rounding, helps to extend fastener life, and allows the user to more easily turn worn, rounded, or rusted fasteners.



Product ID No	mm	B	C	D	E	L	Weight lbs.	ASME Spec.
J10019M	19	36.5	53.9	15.6	22.8	61.0	1.58	ASME B107.33M
J10022M	22	39.2	53.9	16.6	25.4	61.0	1.58	ASME B107.33M
J10024M	24	40.8	53.9	19.1	25.4	61.0	1.58	ASME B107.33M
J10026M	26	43.2	50.8	28.6	38.1	60.2	1.16	ASME B107.33M
J10027M	27	44.8	53.9	22.3	30.5	66.0	1.60	ASME B107.33M
J10028M	28	46.2	53.9	22.3	30.5	66.0	1.65	ASME B107.33M
J10029M	29	45.7	53.9	33.0	37.6	66.0	1.65	ASME B107.33M
J10030M	30	47.6	53.9	22.3	30.5	66.0	1.65	ASME B107.33M
J10032M	32	53.9	53.9	23.8	30.5	66.0	1.68	ASME B107.33M
J10033M	33	53.9	53.9	25.4	31.8	69.9	1.75	ASME B107.33M
J10035M	35	55.9	53.9	35.6	30.5	68.6	1.75	ASME B107.33M
J10036M	36	57.2	53.9	21.6	30.5	61.9	1.87	ASME B107.33M
J10038M	38	60.9	60.9	35.6	31.8	68.6	1.90	ASME B107.33M
J10041M	41	63.3	61.3	28.4	31.8	71.6	1.95	ASME B107.33M
J10046M	46	70.5	61.3	33.3	35.6	71.6	2.61	ASME B107.33M
J10050M	50	76.2	61.3	36.6	38.1	76.2	3.35	ASME B107.33M
J10054M	54	78.7	61.3	40.6	38.1	76.2	3.52	ASME B107.33M
J10055M	55	82.5	61.3	39.6	39.6	79.2	3.62	ASME B107.33M
J10058M	58	88.9	62.1	42.4	61.3	81.2	3.85	ASME B107.33M
J10060M	60	95.2	61.3	39.6	46.5	85.8	4.58	ASME B107.33M
J10063M	63	95.2	61.3	39.6	46.0	85.8	4.67	ASME B107.33M
J10065M	65	95.2	61.3	39.6	46.0	88.9	4.83	ASME B107.33M
J10067M	67	95.3	69.9	50.8	59.2	88.9	4.93	ASME B107.33M
J10070M	70	96.8	69.9	45.2	57.2	97.3	5.02	ASME B107.33M
J10075M	75	101.6	69.9	55.8	68.3	97.6	6.15	ASME B107.33M
J10080M	80	106.7	69.9	59.2	71.6	101.6	6.59	ASME B107.33M





# Impact Sockets

## 1" DRIVE DEEP LENGTH SOCKETS - 6 POINT

- Proto® 6 Point Impact Sockets are ideal for use on stubborn or damaged fasteners, and also on fasteners made from soft materials.
- The TorquePlus™ design is a high performance drive configuration which allows for quick and easy socket engagement to the fastener flats, not the corners.
- The TorquePlus™ configuration employs a radius-corner design, shifting contact area and stress away from the fastener corners and distributing contact stresses over a large area of the socket, minimizing slippage.
- The TorquePlus™ internal design minimizes fastener rounding, helps to extend fastener life, and allows the user to more easily turn worn, rounded, or rusted fasteners.



Product ID No.	in.	B	C	D	E	L	Weight lbs.	ASME Spec.
J10014L	7/8"	1-35/64"	2-1/8"	21/32"	2-5/8"	3-3/4"	2.45	ASME B107.2
J10015L	15/16"	1-39/64"	2-1/8"	49/64"	2-5/8"	3-3/4"	2.64	ASME B107.2
J10016L	1"	1-3/4"	2-1/8"	3/4"	2-5/8"	3-3/4"	2.66	ASME B107.2
J10017L	1-1/16"	1-3/4"	2-1/8"	7/8"	2-5/8"	3-3/4"	2.54	ASME B107.2
J10018L	1-1/8"	1-13/16"	2-1/8"	7/8"	2-5/8"	3-3/4"	2.53	ASME B107.2
J10019L	1-3/16"	1-7/8"	2-1/8"	7/8"	2-5/8"	3-3/4"	2.32	ASME B107.2
J10020L	1-1/4"	2-1/8"	2-1/8"	15/16"	2-5/8"	3-3/4"	2.55	ASME B107.2
J10021L	1-5/16"	2-1/8"	2-1/8"	1"	2-5/8"	3-3/4"	2.45	ASME B107.2
J10022L	1-3/8"	2-1/8"	2-1/8"	1-1/32"	2-5/8"	3-3/4"	2.38	ASME B107.2
J10023L	1-7/16"	2-1/8"	2-1/8"	1-3/8"	2-5/32"	4"	2.52	ASME B107.2
J10024L	1-1/2"	2-3/8"	2-3/8"	1-3/8"	2-5/32"	4"	2.80	ASME B107.2
J10025L	1-9/16"	2-3/8"	2-3/8"	2"	2-3/8"	4"	2.89	ASME B107.2
J10026L	1-5/8"	2-3/8"	2-3/8"	2-1/4"	2-53/64"	4"	2.73	ASME B107.2
J10027L	1-11/16"	2-39/64"	2-3/8"	2-1/4"	2-53/64"	4-1/6"	3.45	ASME B107.2
J10028L	1-3/4"	2-39/64"	2-3/8"	2-1/4"	2-53/64"	4-1/16"	3.31	ASME B107.2
J10029L	1-13/16"	2-3/4"	2-3/8"	2-1/4"	2-53/64"	4-1/16"	3.65	ASME B107.2
J10030L	1-7/8"	2-3/4"	2-3/8"	2-3/8"	2-3/4"	4-1/4"	3.74	ASME B107.2
J10031L	1-15/16"	2-7/8"	2-3/8"	2-3/8"	2-3/4"	4-1/4"	4.05	ASME B107.2
J10032L	2"	3"	2-3/8"	2-3/8"	2-3/4"	4-1/4"	4.31	ASME B107.2
J10033L	2-1/16"	3-1/8"	2-3/8"	2-9/16"	2-3/4"	4-1/4"	4.52	ASME B107.2
J10034L	2-1/8"	3-1/8"	2-3/8"	2-19/32"	2-31/32"	4-1/2"	4.78	ASME B107.2
J10035L	2-3/16"	3-1/4"	2-3/8"	2-9/16"	2-15/16"	4-1/2"	5.19	ASME B107.2
J10036L	2-1/4"	3-1/4"	2-3/8"	2-17/32"	2-29/32"	4-1/2"	4.98	ASME B107.2
J10037L	2-5/16"	3-1/2"	2-3/8"	2-17/32"	2-29/32"	4-3/4"	5.92	ASME B107.2
J10038L	2-3/8"	3-1/2"	2-3/8"	2-3/4"	3-1/8"	4-3/4"	8.06	ASME B107.2
J10039L	2-7/16"	3-9/16"	2-3/8"	3-7/8"	3-3/16"	4-7/8"	5.82	ASME B107.2
J10040L	2-1/2"	3-5/8"	2-3/8"	3"	3-1/4"	4-7/8"	6.02	ASME B107.2
J10041L	2-9/16"	3-5/8"	2-3/8"	3-1/8"	3-5/16"	5"	6.33	ASME B107.2
J10042L	2-5/8"	3-3/4"	2-3/8"	3-1/16"	3-7/16"	5"	6.75	ASME B107.2
J10044L	2-3/4"	3-7/8"	2-3/8"	3-1/16"	3-1/2"	5"	7.10	ASME B107.2





# Impact Sockets



## 1" DRIVE EXTENSIONS



- Use extensions to gain access to fasteners in locations that would otherwise be difficult to reach.
- Male square is oriented in line with female squares for use with fixed head torque wrenches.
- Full chamfer at drive opening (when applicable) for easy engagement with drive tools.
- Drive end chamfer and four detents help provide quick positive engagement with drive tool on any of the socket drive walls.

Product ID No.	L	Weight lbs.	ASME Spec.
<b>J10607</b>	7-3/8"	3.64	ASME B107.2
<b>J10608</b>	10"	4.59	ASME B107.2
<b>J10609</b>	13"	5.94	ASME B107.2



## 1" DRIVE BUDD WHEEL DEEP LENGTH IMPACT SOCKET - DOUBLE OPENING

- Double opening: 13/16" square threads studs onto wheel, 1-1/2" hex tightens lug nuts.

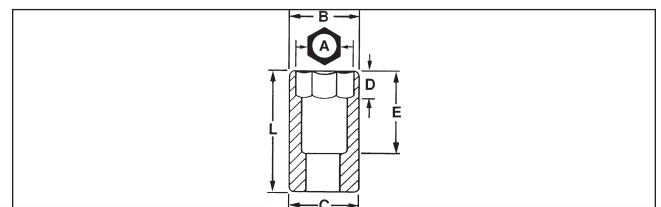
Product ID No.	 in.	 in.	B	C	L	Weight lbs.
<b>J10024LS</b>	1-1/2"	1"	2-3/8"	2-3/8"	4"	3.80 lbs.



## 1" DRIVE UNIVERSAL JOINT

- Features two through holes and a groove to accept a Proto® Ret Ring® Retaining Ring or pin and O-ring to help secure the socket to the drive tool anvil.

Product ID No.	L	Weight lbs.	ASME Spec.
<b>J10670</b>	5-3/8"	3.98	ASME B107.2






# Impact Sockets

## 1" DRIVE ADAPTER

- Use adapters to help increase or decrease drive end size.
- Do not use hand adapters with power tools.
- Do not over torque small sockets when using them with adapters on large drive tools.




Product ID No.	 F x M	L	Weight lbs.	ASME Spec.
<b>J07655</b>	3/4" F x 1" M	2-1/2"	2.55	ASME B107.2
<b>J15007</b>	1-1/2" F x 1" M	4-3/16"	5.08	ASME B107.2

## 1" DRIVE ADAPTER - MALE SPLINE

- Use adapters to help increase or decrease drive end size.
- Do not use hand adapters with power tools.
- Do not over torque small sockets when using them with adapters on large drive tools.



Product ID No.	 F x M	L	Weight lbs.
<b>J10005</b>	1" SQ. F x #5 SPL. M	4-1/2"	2.58

## 1" DRIVE RETAINING RINGS

- Large drive size crush gauge retaining ring.
- Part numbers are embossed on the rings near the point at which the pin and ring meet.



Product ID No.	Description	Length	Width	Height	Weight lbs.
<b>JRR10028</b>	1-3/4 GRV	1-15/16"	1-15/16"	3/16"	.015
<b>JRR10032</b>	2 GRV	2-3/16"	2-3/16"	3/16"	.020
<b>JRR10034</b>	2-1/8 GRV	2-5/16"	2-5/16"	3/16"	.020
<b>JRR10036</b>	2-1/4 GRV	2-7/16"	2-7/16"	3/16"	.020
<b>JRR10040</b>	2-1/2" GRV	2-11/16"	2-11/16"	3/16"	.020
<b>JRR10042</b>	2-5/8 GRV	2-13/16"	2-13/16"	3/16"	.020



# Impact Sockets



## 1" DRIVE "O" RINGS FOR IMPACT SOCKETS AND ATTACHMENTS

• "O" Ring for impact sockets with a 1" Drive.

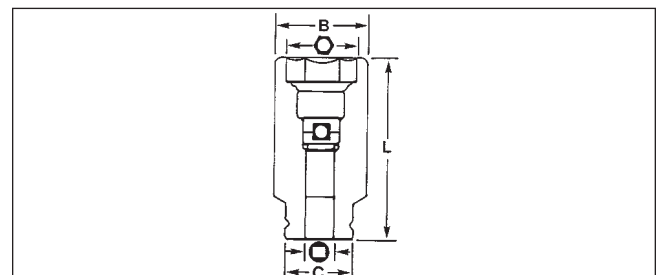
Product ID No.	Drive Size	Use With	Weight lbs.
<b>J1000R1</b>	1 Inch	J10012 thru J10023 J10019M thru J10036M J10012SS thru J10018SS J10013L thru J10023L J100185, J10017-LT, J10020-LT, J10607, J10608, J10609	0.01 lbs.
		J10024 thru J10072 J10041M thru J10065M J10024L thru J10044L J10024LS, J10670 J10004, J10005	



## 1" DRIVE RETAINING PINS FOR IMPACT SOCKETS AND ATTACHMENTS

• Use for a variety of impact sockets and attachments.

Product ID No.	Drive Size	Use With	Weight lbs.
<b>J1000P1</b>	1 Inch	J10012 thru J10023 J10019M thru J10036M J10012SS thru J1001SS J10013L thru J10023L J10018S, J10017-LT, J10020-LT, J10607, J10608, J10609	0.01 lbs.
		J10024 thru J10072 J10041M thru J10065M J10024L thru J10044L J10024LS, J10670, J10004, J10005	






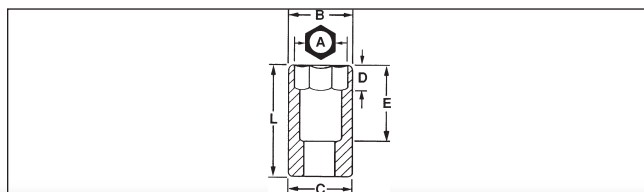
# Impact Sockets

## 1-1/2" DRIVE STANDARD LENGTH SOCKETS - 6 POINT

- Proto® 6 Point Impact Sockets are ideal for use on stubborn or damaged fasteners, and also on fasteners made from soft materials.
- The TorquePlus™ design is a high performance drive configuration which allows for quick and easy socket engagement to the fastener flats, not the corners.
- The TorquePlus™ configuration employs a radius-corner design, shifting contact area and stress away from the fastener corners and distributing contact stresses over a large area of the socket, minimizing slippage.
- The TorquePlus™ internal design minimizes fastener rounding, helps to extend fastener life, and allows the user to more easily turn worn, rounded, or rusted fasteners.



Product ID No.	 in.	B	C	D	E	L	Weight lbs.	ASME Spec.
J15021	1-5/16"	2-3/4"	3-1/4"	3/4"	1-3/8"	3-1/8"	4.70	ASME B107.2
J15022	1-3/8"	2-19/32"	3-1/4"	7/8"	1-1/2"	3-1/8"	4.40	ASME B107.2
J15023	1-7/16"	2-19/32"	3-1/4"	7/8"	1-1/2"	3-1/8"	4.46	ASME B107.2
J15024	1-1/2"	2-19/32"	3-1/4"	15/16"	1-1/2"	3-1/8"	4.35	ASME B107.2
J15025	1-9/16"	2-3/4"	3-1/4"	31/32"	1-1/2"	3-1/8"	4.26	ASME B107.2
J15026	1-5/8"	2-7/8"	3-1/4"	31/32"	1-1/2"	3-1/8"	6.00	ASME B107.2
J15027	1-11/16"	2-7/8"	3-1/4"	1-1/16"	1-19/32"	3-15/64"	4.67	ASME B107.2
J15028	1-3/4"	2-15/16"	3-1/4"	1-3/32"	1-21/32"	3-11/32"	4.86	ASME B107.2
J15029	1-13/16"	3"	3-1/4"	1-1/8"	1-21/32"	3-11/32"	4.92	ASME B107.2
J15030	1-7/8"	3"	3-1/4"	1-3/16"	1-45/64"	3-11/32"	4.83	ASME B107.2
J15031	1-15/16"	3"	3-1/4"	1-1/8"	2"	3-5/8"	5.36	ASME B107.2
J15032	2"	3-1/4"	3-1/4"	1-1/4"	1-13/32"	3-5/8"	5.44	ASME B107.2
J15033	2-1/16"	3-1/4"	3-1/4"	1-9/32"	1-11/16"	3-5/8"	5.33	ASME B107.2
J15034	2-1/8"	3-1/2"	3-1/4"	1-11/32"	1-43/64"	3-5/8"	6.4	ASME B107.2
J15035	2-3/16"	3-1/2"	3-1/4"	1-3/8"	1-21/32"	3-5/8"	5.63	ASME B107.2
J15036	2-1/4"	3-1/2"	3-1/4"	1-1/2"	1-3/4"	3-3/4"	6.13	ASME B107.2
J15037	2-5/16"	3-3/2"	3-1/4"	1-1/2"	1-53/64"	3-7/8"	6.49	ASME B107.2
J15038	2-3/8"	3-1/4"	3-1/4"	1-9/16"	1-55/64"	3-7/8"	5.96	ASME B107.2
J15039	2-7/16"	3-3/4"	3-1/4"	1-9/16"	1-15/16"	3-7/8"	8.64	ASME B107.2
J15040	2-1/2"	3-3/4"	3-1/4"	1-5/8"	1-59/64"	4"	6.67	ASME B107.2
J15041	2-9/16"	3-3/4"	3-1/4"	1-5/8"	1-29/32"	4"	8.36	ASME B107.2
J15042	2-5/8"	4-1/8"	3-1/4"	1-5/8"	2"	4-1/8"	10.58	ASME B107.2
J15043	2-11/16"	4-1/8"	3-1/4"	1-3/4"	2-7/64"	4-1/4"	8.00	ASME B107.2
J15044	2-3/4"	4-1/4"	3-1/4"	1-3/4"	2-5/64"	4-1/4"	8.63	ASME B107.2
J15045	2-13/16"	4-1/4"	3-1/4"	1-7/8"	2-3/16"	4-3/8"	9.83	ASME B107.2
J15046	2-7/8"	4-1/2"	3-1/4"	1-7/8"	2-11/64"	4-3/8"	9.77	ASME B107.2
J15047	2-15/16"	4-1/2"	3-1/4"	2"	2-17/16"	4-1/2"	9.58	ASME B107.2
J15048	3"	4-1/2"	3-1/4"	2"	2-1/4"	4-1/2"	10.80	ASME B107.2
J15049	3-1/16"	4-3/4"	3-1/4"	2"	2-23/64"	4-5/8"	10.93	ASME B107.2
J15050	3-1/8"	4-3/4"	3-1/4"	2"	2-23/64"	4-5/8"	10.87	ASME B107.2
J15051	3-3/16"	4-3/4"	3-1/4"	2"	2-9/16"	4-23/32"	12.62	ASME B107.2
J15052	3-1/4"	5"	3-1/4"	2"	2-35/64"	4-23/32"	12.80	ASME B107.2
J15053	3-5/16"	5"	3-1/4"	2"	2-31/64"	4-23/32"	11.24	ASME B107.2
J15054	3-3/8"	5"	3-1/4"	2"	2-33/64"	4-23/32"	11.88	ASME B107.2



# Impact Sockets



## 1-1/2" DRIVE STANDARD LENGTH SOCKETS - 6 POINT (CONTINUED)



Product ID No.	in.	B	C	D	E	L	Weight lbs.	ASME Spec.
J15055	3-7/16"	5"	3-1/4"	2"	39/64"	4-31/32"	11.81	ASME B107.2
J15056	3-1/2"	5-1/8"	3-1/4"	2-1/4"	2-37/64"	4-31/32"	12.61	ASME B107.2
J15057	3-9/16"	5-1/8"	3-1/4"	2-1/4"	2-9/16"	5"	13.22	ASME B107.2
J15058	3-5/8"	5-1/8"	3-1/4"	2-1/4"	2-35/64"	5"	13.62	ASME B107.2
J15059	3-11/16"	5-1/8"	3-1/4"	2-1/4"	2-33/64"	5"	18.87	ASME B107.2
J15060	3-3/4"	5-1/2"	3-1/4"	2-1/4"	2-1/2"	5"	13.20	ASME B107.2
J15061	3-13/16"	5-1/2"	3-1/4"	2-1/4"	2-31/64"	5"	14.40	ASME B107.2
J15062	3-7/8"	5-1/2"	3-1/4"	2-1/4"	2-31/32"	5-1/2"	13.46	ASME B107.2
J15063	3-15/16"	5-3/4"	3-1/4"	2-1/2"	2-15/16"	5-1/2"	22.87	ASME B107.2
J15064	4"	5-3/4"	3-1/4"	2-1/2"	2-59/64"	5-1/2"	16.26	ASME B107.2
J15065	4-1/16"	5-3/4"	3-1/4"	2-3/4"	2-29/32"	5-1/2"	15.27	ASME B107.2
J15066	4-1/8"	6"	3-1/4"	2-3/4"	3-1/8"	5-3/4"	17.78	ASME B107.2
J15067	5"	6-11/16"	3-3/4"	3-1/8"	4-5/8"	6-1/4"	25.30	ASME B107.2
J15068	4-1/4"	6"	3-1/4"	2-3/4"	3-5/64"	5-3/4"	17.32	ASME B107.2
J15069	4-5/16"	6"	3-1/4"	2-3/4"	3-1/16"	5-3/4"	19.22	ASME B107.2
J15070	4-3/8"	6-1/4"	3-1/4"	2-3/4"	3-3/64"	5-3/4"	19.65	ASME B107.2
J15071	4-7/16"	6-1/4"	3-1/4"	3"	3-17/64"	6"	18.87	ASME B107.2
J15072	4-1/2"	6-1/4"	3-1/4"	3"	3-1/4"	6"	18.87	ASME B107.2
J15074	4-5/8"	6-1/2"	3-1/4"	3"	3-15/32"	6-1/4"	20.86	ASME B107.2
J15076	4-3/4"	6-1/2"	3-1/4"	3"	3-27/64"	6-1/4"	20.84	ASME B107.2
J15080	5"	6-3/4"	3-1/2"	3"	3-1/2"	6-3/4"	25.16	ASME B107.2

## 1-1/2" DRIVE METRIC STANDARD LENGTH SOCKETS - 6 POINT

**METRIC**

- Proto® 6 Point Impact Sockets are ideal for use on stubborn or damaged fasteners, and also on fasteners made from soft materials.
- The TorquePlus™ design is a high performance drive configuration which allows for quick and easy socket engagement to the fastener flats, not the corners.
- The TorquePlus™ configuration employs a radius-corner design, shifting contact area and stress away from the fastener corners and distributing contact stresses over a large area of the socket, minimizing slippage.
- The TorquePlus™ internal design minimizes fastener rounding, helps to extend fastener life, and allows the user to more easily turn worn, rounded, or rusted fasteners.



Product ID No.	mm	B	C	D	E	L	Weight lbs.
J15036M	36	69.9	82.6	22.2	34.9	81	4.60
J15038M	38	73.0	82.6	22.2	36.5	82.6	4.80
J15041M	41	76.2	82.6	25.4	41.3	82.6	5.20
J15046M	46	79.4	82.6	28.6	44.5	85.7	5.30
J15050M	50	82.6	82.6	30.2	54.0	95.3	6.20
J15055M	55	85.7	85.7	33.3	55.6	98.4	6.70
J15060M	60	92.1	92.1	34.9	60.3	101.6	7.90
J15065M	65	98.4	98.4	38.1	63.5	106.4	9.30
J15070M	70	103.2	95.3	41.3	69.9	111.1	10.60
J15075M	75	109.5	95.3	44.5	73.0	114.3	11.20



# Impact Sockets

## 1-1/2" DRIVE DEEP LENGTH SOCKETS - 6 POINT

- Proto® 6 Point Impact Sockets are ideal for use on stubborn or damaged fasteners, and also on fasteners made from soft materials.
- The TorquePlus™ design is a high performance drive configuration which allows for quick and easy socket engagement to the fastener flats, not the corners.
- The TorquePlus™ configuration employs a radius-corner design, shifting contact area and stress away from the fastener corners and distributing contact stresses over a large area of the socket, minimizing slippage.
- The TorquePlus™ internal design minimizes fastener rounding, helps to extend fastener life, and allows the user to more easily turn worn, rounded, or rusted fasteners.




Product ID No.	in.	B	C	D	E	L	Weight lbs.	ASME Spec.
J15021L	1-5/16"	2-3/4"	3-1/4"	13/16"	4"	5-11/16"	10.30	ASME B107.2
J15022L	1-3/8"	2-19/32"	3-1/4"	7/8"	4-1/8"	5-3/4"	7.36	ASME B107.2
J15023L	1-7/16"	2-19/32"	3-1/4"	7/8"	4-1/8"	5-3/4"	9.00	ASME B107.2
J15024L	1-1/2"	2-19/32"	3-1/4"	15/16"	4-1/8"	5-3/4"	9.19	ASME B107.2
J15025L	1-9/16"	2-7/8"	3-1/4"	31/32"	4-1/8"	5-3/4"	9.20	ASME B107.2
J15026L	1-5/8"	2-7/8"	3-1/4"	31/32"	4-1/8"	5-3/4"	9.31	ASME B107.2
J15027L	1-11/16"	2-7/8"	3-1/4"	1-1/16"	4-1/8"	5-3/4"	9.32	ASME B107.2
J15028L	1-3/4"	2-15/16"	3-1/4"	1-3/32"	4-1/8"	5-3/4"	9.09	ASME B107.2
J15029L	1-13/16"	3-1/8"	3-1/4"	1-1/8"	4-1/8"	5-3/4"	9.41	ASME B107.2
J15030L	1-7/8"	3-1/8"	3-1/4"	1-3/16"	4-1/8"	5-3/4"	9.00	ASME B107.2
J15031L	1-15/16"	3-1/8"	3-1/4"	1-1/8"	4-1/8"	5-3/4"	9.01	ASME B107.2
J15032L	2"	3-1/4"	3-1/4"	1-21/32"	3-53/64"	5-3/4"	8.94	ASME B107.2
J15033L	2-1/16"	3-1/4"	3-1/4"	1-45/64"	3-13/16"	5-3/4"	8.68	ASME B107.2
J15034L	2-1/8"	3-1/2"	3-1/4"	1-3/4"	3-57/64"	5-3/4"	10.00	ASME B107.2
J15035L	2-3/16"	3-1/2"	3-1/4"	1-51/64"	3-57/64"	5-3/4"	8.82	ASME B107.2
J15036L	2-1/4"	3-1/2"	3-1/4"	1-27/32"	3-57/64"	5-7/8"	8.87	ASME B107.2
J15037L	2-5/16"	3-1/2"	3-1/4"	1-29/32"	3-57/64"	5-7/8"	8.85	ASME B107.2
J15038L	2-3/8"	3-3/4"	3-1/4"	1-61/64"	3-57/64"	5-7/8"	9.85	ASME B107.2
J15039L	2-7/16"	3-3/4"	3-1/4"	2-1/64"	3-15/16"	6"	10.63	ASME B107.2
J15040L	2-1/2"	3-3/4"	3-1/4"	2-1/16"	3-59/64"	6"	9.55	ASME B107.2
J15041L	2-9/16"	3-3/4"	3-1/4"	2-7/64"	3-57/64"	6"	9.19	ASME B107.2
J15042L	2-5/8"	4-1/8"	3-1/4"	2-5/32"	3-57/64"	6"	14.50	ASME B107.2
J15043L	2-11/16"	4-1/8"	3-1/4"	2-7/32"	3-63/64"	6-1/8"	11.68	ASME B107.2
J15044L	2-3/4"	4-1/4"	3-1/4"	2-17/64"	3-31/32"	6-1/8"	12.17	ASME B107.2
J15045L	2-13/16"	4-1/4"	3-1/4"	2-5/16"	4-1/16"	6-1/4"	12.30	ASME B107.2
J15046L	2-7/8"	4-1/2"	3-1/4"	2-3/8"	4-3/64"	6-1/4"	14.03	ASME B107.2
J15047L	2-15/16"	4-1/2"	3-1/4"	2-27/64"	4-1/64"	6-1/4"	13.64	ASME B107.2
J15048L	3"	4-1/2"	3-1/4"	2-15/32"	4-1/8"	6-3/8"	13.49	ASME B107.2
J15049L	3-1/16"	4-3/4"	3-1/4"	2-33/64"	4-1/8"	6-3/8"	15.33	ASME B107.2
J15050L	3-1/8"	4-3/4"	3-1/4"	2-37/64"	4-5/64"	6-3/8"	14.35	ASME B107.2
J15051L	3-3/16"	4-3/4"	3-1/4"	2-5/8"	4-3/16"	6-1/2"	15.68	ASME B107.2
J15052L	3-1/4"	5"	3-1/4"	2-43/64"	4-5/32"	6-1/2"	20.64	ASME B107.2
J15053L	3-5/16"	5"	3-1/4"	2-47/64"	4-1/8"	6-1/2"	21.50	ASME B107.2



# Impact Sockets

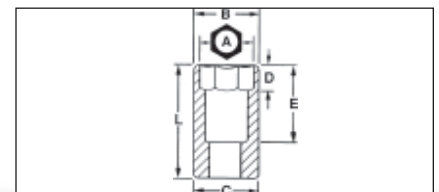
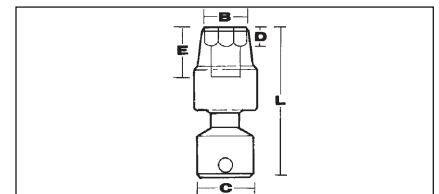


## 1-1/2" DRIVE DEEP LENGTH SOCKETS - 6 POINT (CONTINUED)

Product ID No.	 in.	B	C	D	E	L	Weight lbs.	ASME Spec.
J15021L	1-5/16"	2-3/4"	3-1/4"	13/16"	4"	5-11/16"	10.30	ASME B107.2
J15054L	3-3/8"	5"	3-1/4"	2-25/32"	4-1/8"	6-1/2"	16.05	ASME B107.2
J15055L	3-7/16"	5"	3-1/4"	2-27/32"	4-7/64"	6-1/2"	21.81	ASME B107.2
J15056L	3-1/2"	5-1/8"	3-1/4"	2-7/8"	4-5/64"	6-1/2"	17.16	ASME B107.2
J15057L	3-9/16"	5-1/8"	3-1/4"	2-15/16"	4-5/16"	6-3/4"	21.94	ASME B107.2
J15058L	3-5/8"	5-1/8"	3-1/4"	2-63/64"	4-19/64"	6-3/4"	17.50	ASME B107.2
J15059L	3-11/16"	5-1/8"	3-1/4"	3-1/32"	4-17/64"	6-3/4"	24.40	ASME B107.2
J15060L	3-3/4"	5-1/2"	3-1/4"	3-3/32"	4-15/64"	6-3/4"	20.56	ASME B107.2
J15061L	3-13/16"	5-1/2"	3-1/4"	3-9/64"	4-15/64"	6-3/4"	20.48	ASME B107.2
J15062L	3-7/8"	5-1/2"	3-1/4"	3-3/16"	4-7/32"	6-3/4"	16.63	ASME B107.2
J15063L	3-15/16"	5-3/4"	3-1/4"	3-1/4"	4-7/16"	7"	30.50	ASME B107.2
J15064L	4"	5-3/4"	3-1/4"	3-19/64"	4-7/16"	7"	20.98	ASME B107.2
J15065L	4-1/16"	5-3/4"	3-1/4"	3-11/32"	4-25/64"	7"	29.43	ASME B107.2
J15066L	4-1/8"	6"	3-1/4"	3-25/64"	4-25/64"	7"	22.95	ASME B107.2
J15067L	4-3/16"	6"	3-1/4"	3-7/16"	5-1/32"	7-1/4"	29.68	ASME B107.2
J15068L	4-1/4"	6"	3-1/4"	3-1/2"	4-37/64"	7-1/4"	22.24	ASME B107.2
J15069L	4-5/16"	6"	3-1/4"	3-9/16"	4-9/16"	7-1/4"	34.82	ASME B107.2
J15070L	4-3/8"	6-1/4"	3-1/4"	3-39/64"	4-35/64"	7-1/4"	39.95	ASME B107.2
J15072L	4-1/2"	6-1/4"	3-1/4"	3-45/64"	4-1/2"	7-1/4"	31.85	ASME B107.2
J15074L	4-5/8"	6-1/2"	3-1/4"	3-13/16"	4-23/32"	7-1/2"	38.65	ASME B107.2
J15076L	4-3/4"	6-1/2"	3-1/4"	3-29/32"	4-43/64"	7-1/2"	33.75	ASME B107.2

## 1-1/2" DRIVE UNIVERSAL JOINT

- Drive end chamfer and four detents help provide quick positive engagement with drive tool on any of the socket drive walls.
- Tight tolerances for snug fit on fastener.
- Large clearance holes, concentric opening and nut end chamfer make it easy to position socket on fasteners.
- Made from high strength steel to help minimize wall thickness and provide access to fasteners in recesses and where nuts and bolts protrude.
- Impact sockets are used wherever powered drive tools are used to install or remove fasteners.
- Impact sockets are designed to withstand the high torque and force associated with impact tools in repetitive application.
- Features two through holes and a groove to accept a Proto® Retaining Ring or pin and O-ring to help secure the socket to the drive tool anvil.
- Position at appropriate angle to turn fasteners where obstructions prevent a straight application.



Product ID No.	L	Weight lbs.
J15670	7-13/32"	10.21



# Impact Sockets

## 1-1/2" DRIVE EXTENSIONS

- Drive end chamfer and four detents help provide quick positive engagement with drive tool on any of the socket drive walls.
- Tight tolerances for snug fit on fastener.
- Large clearance holes, concentric opening and nut end chamfer make it easy to position socket on fasteners.
- Made from high strength steel to help minimize wall thickness and provide access to fasteners in recesses and where nuts and bolts protrude.
- Impact sockets are used wherever powered drive tools are used to install or remove fasteners.
- Impact sockets are designed to withstand the high torque and force associated with impact tools in repetitive application.
- Use extensions to gain access to fasteners in locations that would otherwise be difficult to reach.
- Male square is oriented in line with female squares for use with fixed head torque wrenches.
- Full chamfer at drive opening (when applicable) for easy engagement with drive tools.




Product ID No.	L	Weight lbs.
<b>J15097P</b>	8"	9.21
<b>J15098P</b>	12"	12.64
<b>J15099P</b>	15"	15.14

## 1-1/2" DRIVE ADAPTERS

- Drive end chamfer and four detents help provide quick positive engagement with drive tool on any of the socket drive walls.
- Tight tolerances for snug fit on fastener.
- Large clearance holes, concentric opening and nut end chamfer make it easy to position socket on fasteners.
- Made from high strength steel to help minimize wall thickness and provide access to fasteners in recesses and where nuts and bolts protrude.
- Impact sockets are used wherever powered drive tools are used to install or remove fasteners.
- Impact sockets are designed to withstand the high torque and force associated with impact tools in repetitive application.
- Use adapters to help increase or decrease drive end size.
- Do not use hand adapters with power tools.
- Do not over torque small sockets when using them with adapters on large drive tools.



Product ID No.	 L	Weight lbs.
<b>J15007</b>	1-1/2" F x 1" M 4-3/16"	5.08
<b>J10004</b>	1" F x 1-1/2" M 3-1/2"	2.55






# Impact Sockets



## 1-1/2" DRIVE ADAPTER - MALE SPLINE

- Drive end chamfer and four detents help provide quick positive engagement with drive tool on any of the socket drive walls.
- Tight tolerances for snug fit on fastener.
- Large clearance holes, concentric opening and nut end chamfer make it easy to position socket on fasteners.
- Made from high strength steel to help minimize wall thickness and provide access to fasteners in recesses and where nuts and bolts protrude.
- Impact sockets are used wherever powered drive tools are used to install or remove fasteners.
- Impact sockets are designed to withstand the high torque and force associated with impact tools in repetitive application.
- Use adapters to help increase or decrease drive end size.
- Do not use hand adapters with power tools.
- Do not over torque small sockets when using them with adapters on large drive tools.



Product ID No.		L	Weight lbs.
<b>J15005</b>	1-1/2" SQ.F x #5 SPL. M	5-3/8"	5.93

## 1-1/2" DRIVE RETAINING RINGS

- Large drive size crush gauge retaining ring.
- Part numbers are embossed on the rings near the point at which the pin and ring meet.

Product ID No.	Description	Length	Width	Height	Weight lbs.
<b>JRR15046</b>	2-7/8 GRV	3-1/8"	3-1/8"	1/4"	0.035
<b>JRR15054</b>	3-3/8" GRV	3-5/8"	3-5/8"	1/4"	0.040
<b>JRR15062</b>	3-7/8 GRV	4-1/8"	4-1/8"	1/4"	0.046
<b>JRR15070</b>	4-3/8" GRV	4-5/8"	4-5/8"	1/4"	0.048





# Impact Sockets

## 2-1/2" DRIVE SOCKETS

- Proto® 6 Point Impact Sockets are ideal for use on stubborn or damaged fasteners, and also on fasteners made from soft materials.
- The TorquePlus™ design is a high performance drive configuration which allows for quick and easy socket engagement to the fastener flats, not the corners.
- The TorquePlus™ configuration employs a radius-corner design, shifting contact area and stress away from the fastener corners and distributing contact stresses over a large area of the socket, minimizing slippage.
- The TorquePlus™ internal design minimizes fastener rounding, helps to extend fastener life, and allows the user to more easily turn worn, rounded, or rusted fasteners.



Product ID No.	in.	B	C	D	E	L	Weight lbs.
J25028	1-3/4"	4-3/16"	5"	1-1/8"	2-7/8"	5-3/8"	21.0
J25030	1-7/8"	4-5/16"	5"	1-3/16"	2-7/8"	5-3/8"	21.0
J25032	2"	4-3/8"	5"	1-1/4"	2-7/8"	5-3/8"	21.0
J25034	2-1/8"	4-1/2"	5"	1-3/8"	2-7/8"	5-3/8"	21.0
J25036	2-1/4"	4-9/16"	5"	1-7/16"	3"	5-1/2"	21.0
J25038	2-3/8"	4-5/8"	5"	1-1/2"	3"	5-1/2"	21.0
J25040	2-1/2"	4-3/4"	5"	1-9/16"	3"	5-1/2"	21.0
J25041	2-9/16"	4-3/4"	5"	1-5/8"	3"	5-1/2"	21.0
J25042	2-5/8"	4-13/16"	5"	1-11/16"	3"	5-1/2"	21.0
J25044	2-3/4"	4-15/16"	5"	1-3/4"	3-1/8"	5-5/8"	22.0
J25046	2-7/8"	5"	5"	1-13/16"	3-1/8"	5-5/8"	22.0
J25047	2-15/16"	5-1/16"	5-1/16"	1-7/8"	3-1/8"	5-5/8"	22.0
J25048	3"	5-1/8"	5-1/8"	2"	3-1/8"	5-5/8"	22.0
J25050	3-1/8"	5-3/16"	5-3/16"	2"	3-1/4"	5-3/4"	23.0
J25052	3-1/4"	5-5/16"	5-5/16"	2-1/16"	3-1/4"	5-3/4"	24.0
J25054	3-3/8"	5-7/16"	5-7/16"	2-1/8"	3-1/4"	5-3/4"	25.0
J25055	3-7/16"	5-1/2"	5-1/2"	2-3/16"	3-1/4"	5-3/4"	26.0
J25056	3-1/2"	5-9/16"	5-9/16"	2-1/4"	3-1/4"	5-3/4"	27.0
J25058	3-5/8"	5-11/16"	5-11/16"	2-5/16"	3-1/4"	5-3/4"	28.0
J25060	3-3/4"	5-13/16"	5-13/16"	2-3/8"	3-3/4"	6-1/4"	31.0
J25062	3-7/8"	5-15/16"	5-15/16"	2-1/2"	3-3/4"	6-1/4"	32.0
J25064	4"	6-1/16"	6-1/16"	2-1/2"	3-3/4"	6-1/4"	33.0
J25066	4-1/8"	6-3/16"	6"	2-5/8"	3-3/4"	6-1/4"	34.0
J25068	4-1/4"	6-5/16"	6"	2-3/4"	4-1/4"	6-3/4"	37.0
J25070	4-3/8"	6-7/16"	6"	2-3/4"	4-1/4"	6-3/4"	38.0
J25072	4-1/2"	6-9/16"	6"	2-7/8"	4-1/2"	7"	40.0
J25074	4-5/8"	6-11/16"	6"	3"	4-1/2"	7"	41.0
J25076	4-3/4"	6-13/16"	6"	3"	4-1/2"	7"	43.0
J25078	4-7/8"	6-15/16"	6"	3"	4-3/4"	7-1/4"	44.0
J25080	5"	7-1/16"	6"	3-3/16"	5"	7-1/2"	46.0
J25082	5-1/8"	7-1/4"	6"	3-5/16"	5"	7-1/2"	47.0
J25084	5-1/4"	7-3/8"	6"	3-5/16"	5"	7-1/2"	48.0



# Impact Sockets



## 2-1/2" DRIVE SOCKETS (CONTINUED)

Product ID No.	in.	B	C	D	E	L	Weight lbs.
J25086	5-3/8"	7-1/2"	6"	3-3/8"	5-1/4"	7-3/4"	50.0
J25087	5-7/16"	7-9/16"	6"	3-7/16"	5-1/4"	7-3/4"	51.0
J25088	5-1/2"	7-5/8"	6"	3-1/2"	5-1/4"	7-3/4"	52.0
J25090	5-5/8"	7-13/16"	6"	3-9/16"	5-1/4"	7-3/4"	53.0
J25092	5-3/4"	7-15/16"	6"	3-5/8"	5-1/4"	7-3/4"	54.0
J25094	5-7/8"	8-1/16"	6"	3-3/4"	5-1/4"	7-3/4"	55.0
J25096	6"	8-1/4"	6"	3-13/16"	5-3/8"	7-7/8"	56.0
J25098	6-1/8"	8-3/8"	6"	3-7/8"	5-3/8"	7-7/8"	57.0
J25100	6-1/4"	8-1/2"	6"	3-7/8"	5-3/8"	7-7/8"	58.0
J25102	6-3/8"	8-11/16"	6"	4"	5-1/2"	8"	59.0
J25104	6-1/2"	8-13/16"	6"	4"	5-1/2"	8"	60.0
J25106	6-5/8"	8-15/16"	6-1/2"	4-1/4"	5-1/2"	8"	62.0
J25108	6-3/4"	9-1/8"	6-1/2"	4-1/4"	5-1/2"	8"	64.0
J25110	6-7/8"	9-1/4"	6-1/2"	4-5/16"	5-1/2"	8"	66.0
J25112	7"	9-3/8"	6-1/2"	4-5/16"	5-1/2"	8"	68.0
J25114	7-1/8"	9-9/16"	6-1/2"	4-5/16"	5-1/2"	8"	70.0
J25116	7-1/4"	9-11/16"	6-1/2"	4-5/16"	6"	8-1/2"	74.0
J25118	7-3/8"	9-13/16"	6-1/2"	4-5/16"	6"	8-1/2"	76.0
J25120	7-1/2"	10"	6-1/2"	4-5/16"	6"	8-1/2"	78.0
J25122	7-5/8"	10-1/8"	6-1/2"	4-5/16"	6"	8-1/2"	80.0
J25124	7-3/4"	10-1/4"	6-1/2"	4-5/16"	6"	8-1/2"	82.0
J25126	7-7/8"	10-3/8"	6-1/2"	4-5/16"	6-1/4"	8-3/4"	84.0
J25128	8"	10-9/16"	6-1/2"	4-5/16"	6-1/4"	8-3/4"	86.0

## 2-1/2" DRIVE RETAINING RINGS

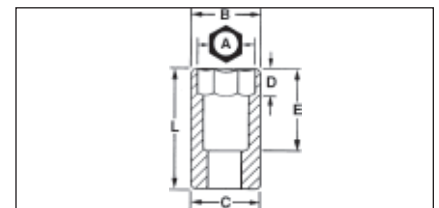
- Large drive size crush gauge retaining ring.
- Part numbers are embossed on the rings near the point at which the pin and ring meet.

Product ID No.	Description	Length	Width	Height	Weight lbs.
JRR25064	2-1/2" DR 4 GRV	3-7/8"	3-7/8"	3/8"	0.075 lbs.
JRR25080	2-1/2" DR 5 GRV	4-3/4"	4-3/4"	3/8"	0.100 lbs.
JRR25088	2-1/2" DR 5-1/2 GRV	5-1/2"	5-1/2"	3/8"	0.119 lbs.



## 2-1/2" DRIVE RETAINING PINS

Product ID No.	Length	Width	Height	Weight lbs.
JRP25000	4-1/2"	1/2"	1/2"	0.219





# Impact Sockets

## NO. 5 SPLINE DRIVE STANDARD LENGTH SOCKETS - 6 POINT

- Proto® 6 Point Impact Sockets are ideal for use on stubborn or damaged fasteners, and also on fasteners made from soft materials.
- The TorquePlus™ design is a high performance drive configuration which allows for quick and easy socket engagement to the fastener flats, not the corners.
- The TorquePlus™ configuration employs a radius-corner design, shifting contact area and stress away from the fastener corners and distributing contact stresses over a large area of the socket, minimizing slippage.
- The TorquePlus™ internal design minimizes fastener rounding, helps to extend fastener life, and allows the user to more easily turn worn, rounded, or rusted fasteners.





Product ID No.	in.	B	C	D	E	L	Weight lbs.
J09915	15/16"	1-5/8"	2-3/8"	19/32"	1-1/2"	3"	2.3
J09916	1"	1-11/16"	2-3/8"	5/8"	1-1/2"	3-1/8"	2.1
J09917	1-1/16"	1-11/16"	2-3/8"	43/64"	1-1/2"	3-1/8"	2.1
J09918	1-1/8"	1-7/8"	2-3/8"	23/32"	1-1/2"	3-1/4"	2.3
J09919	1-3/16"	1-7/8"	2-3/8"	3/4"	1-1/2"	3-1/4"	2.4
J09920	1-1/4"	2-3/8"	2-3/8"	25/32"	1-1/2"	3-1/4"	2.2
J09921	1-5/16"	2-3/8"	2-3/8"	53/64"	1-5/8"	3-1/4"	2.3
J09922	1-3/8"	2-3/8"	2-3/8"	55/64"	1-5/8"	3-3/8"	2.2
J09923	1-7/16"	2-1/2"	2-3/8"	29/32"	29/32"	3-3/8"	2.4
J09924	1-1/2"	2-1/2"	2-3/8"	15/16"	15/16"	3-3/8"	2.5
J09925	1-9/16"	2-3/4"	2-3/8"	63/64"	63/64"	3-1/2"	3.0
J09926	1-5/8"	2-3/4"	2-3/8"	1-1/64"	1-1/64"	3-5/8"	3.6
J09927	1-11/16"	2-15/16"	2-3/8"	1-27/64"	2-1/8"	3-5/8"	3.6
J09928	1-3/4"	2-15/16"	2-3/8"	1-7/64"	1-27/64"	3-47/64"	4.0
J09929	1-13/16"	3-1/8"	2-3/8"	1-1/8"	1-27/64"	3-7/16"	4.0
J09930	1-7/8"	3-1/8"	2-3/8"	1-3/16"	1-1/2"	3-17/32"	4.0
J09931	1-15/16"	3-1/8"	2-3/8"	1-1/4"	1-1/2"	3-17/32"	4.0
J09932	2"	3-1/4"	2-3/8"	1-1/4"	1-15/32"	3-17/32"	4.0
J09933	2-1/16"	3-1/4"	2-3/8"	1-19/32"	2-1/8"	4"	4.0
J09934	2-1/8"	3-1/2"	2-3/8"	1-37/64"	2-1/8"	3-11/16"	5.0
J09935	2-3/16"	3-1/2"	2-3/8"	1-3/8"	1-39/64"	3-3/4"	4.4
J09936	2-1/4"	3-1/2"	2-3/8"	1-1/2"	1-23/32"	4-3/16"	5.0
J09937	2-5/16"	3-1/2"	2-3/8"	1-23/32"	2-7/16"	3-57/64"	5.0
J09938	2-3/8"	3-3/4"	2-3/8"	1-11/16"	2-7/16"	3-57/64"	5.5
J09939	2-7/16"	3-3/4"	2-3/8"	1-25/32"	2-13/16"	4"	6.3
J09940	2-1/2"	3-3/4"	2-3/8"	1-53/64"	2-13/16"	4-3/8"	5.4
J09941	2-9/16"	3-3/4"	2-3/8"	1-5/8"	1-55/64"	4-3/8"	6.2
J09942	2-5/8"	4-1/8"	2-3/8"	1-59/64"	2-13/16"	4-1/2"	7.1
J09944	2-3/4"	4-1/4"	2-3/8"	1-3/4"	1-59/64"	4-1/4"	7.4
J09947	2-15/16"	4-1/2"	2-3/8"	2-5/32"	3"	4-13/16"	8.5
J09948	3"	4-1/2"	2-3/8"	2"	2-13/64"	4-39/64"	8.6
J09950	3-1/8"	4-3/4"	2-3/8"	2"	2-13/64"	4-39/64"	8.6



# Impact Sockets





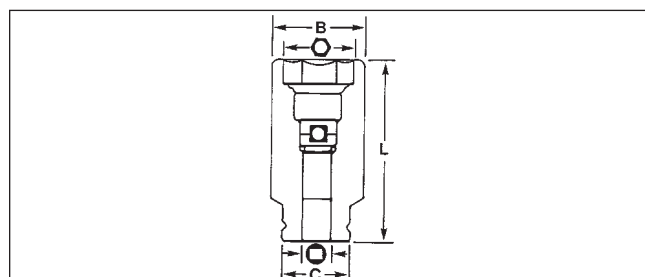
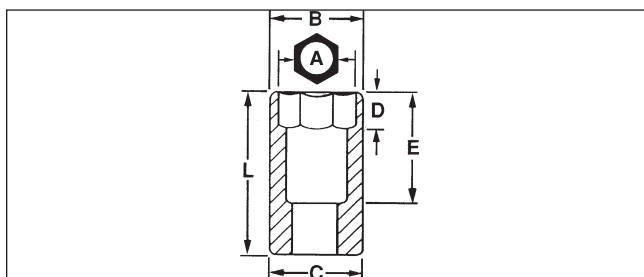
## NO. 5 SPLINE DRIVE ADAPTER - MALE SQUARE

Product ID No.	 F x  M	L	Weight lbs.
<b>J09902</b>	No. 5 SPL. F x 1" Sq. M	4-3/8"	2.7
<b>J09904</b>	No. 5 SPL. F x 1 1/2" Sq. M	5"	3.6



## NO. 5 SPLINE DRIVE BUDD WHEEL DEEP LENGTH IMPACT SOCKET - DOUBLE OPENING

Product ID No.	 in.	 in.	Drive Size	B	C	L	Weight lbs.
<b>J09924-LS</b>	1-1/2"	No. 5 Spline	No. 5 Spline	2-3/8"	2-3/8"	4-3/16"	3.20 lbs.



# WARRANTY AND DISCLAIMER

## LIMITED LIFETIME WARRANTY

The Stanley Works and Proto Industrial Tools (collectively referred to as "TSW/Proto") warrants any of its Proto manufactured products for the useful life of the product against deficiency in material or workmanship.

Torque Wrenches, Multipliers and Testers are warranted for one year, except for calibration which is warranted for 90 days from date of purchase. Torque products can be repaired and recalibrated for a nominal charge at the Stanley Proto Authorized repair center (2195 East View Parkway, Suite 103 Conyers, GA 30013). Defects in material or workmanship will be repaired or replaced at no cost, all other repairs will be at a nominal charge. Torque products are precise measuring devices that require care in handling. Stanley Proto recommends that all micrometer wrenches be recalibrated once a year or more, depending on usage.

## DISCLAIMERS AND LIMITATIONS

- Is subject to the disclaimers and limitations described below and is in lieu of all other warranties, express or implied, including the implied warranty of merchantability or fitness for a particular purpose.
- Gives you specific legal rights. You may also have other rights that vary by state.
- Does not extend to products that have been improperly used, altered, or repaired by any entity other than TSW/Proto.
- Does not extend to any claim for incidental, consequential, or special damages. Some states do not allow the exclusion of limitation of incidental or consequential damages, so this exclusion may not apply to you.
- TSW/Proto makes no representations beyond those contained in this Limited Lifetime Warranty.
- Agents of TSW/Proto have no authority to make representations of any sort beyond those contained in this Limited Lifetime Warranty.

## EXCLUSIVE REMEDY AND CLAIM PROCEDURE

- Distributors of record must act as a return agent.
- The exclusive remedy under this Limited Lifetime Warranty for products determined to be deficient in materials or workmanship by TSW/Proto is repair or replacement with a reconditioned tool of equal value by TSW/Proto.
- The selected remedy is at the sole discretion of TSW/Proto. In no event shall TSW/Proto be responsible for more than the original purchase price of the product.

