

INDUSTRIAL STORAGE SOLUTIONS
K1800 SERIES

INDUSTRIAL GRADE.
AMERICAN MADE.™
SINCE 1911.

TOOL BOXES / CHESTS & CABINETS / HIGH DENSITY STORAGE / VISUAL TOOL CONTROL / eKENTROL® / BLUE BELL MEDICAL™

MADE
IN THE USA

KENNEDY®

MADE
IN THE USA



Forged in the United States with industrial strength materials, Kennedys' storage cabinets will suit your needs today and tomorrow. You can plan on plenty of tomorrows for your Kennedy because every one we make is built right, built for life.

Industrial grade. American made™ since 1911.



**INDUSTRIAL
GRADE MATERIAL**

All Kennedy® tool cabinets are made in the US with industrial grade materials.



All Kennedy® tool and storage cabinets come with a Limited Lifetime Guarantee.




CUSTOMIZATION

Kennedy® tool and storage cabinets are easily customized to suit your needs.

The K1800 is packed with all the features and benefits of the larger MP Series units. At only 18" deep, it's smaller body allows for storage in tighter spaces.



Double wall construction



Gas struts ensure smooth lid operation on chests & canopies



Smooth operating ball-bearing drawer slides range from 120-240 lbs.



High security tubular locking system



10" center wheel axle adds strength, stability & increased mobility



Heavy-duty 6" x 2" casters with 900 lb. capacity per caster



Bi-brake, push down to lock and unlock casters



Coated MDF work surface



Soft rubber ergonomic push handle



Kennedy badged non slip drawer liners



Model 5300MPR: 12-Drawer Maintenance Pro™ Cabinet
Model 5302MPR: 8-Drawer Maintenance Pro™ Top Chest

INDUSTRY SOLUTIONS

The K2400 Series is best used in the following:



AVAILABLE COLORS



5302MP
8-DRAWER TOP CHEST

- Gas struts ensure smooth lid operation
- Top till
- Ball bearing drawer slides
- Drawer liners included



5300MP
12-DRAWER CABINET

- Ball bearing drawer slides
- Full width aluminum drawer pulls
- 6" x 2" roller bearing heavy-duty swivel casters
- 10" center wheel axle adds strength & stability for safety
- Tip proof
- Coated MDF work surface
- Drawer liners included



PART #	SPECIFICATIONS									STEEL GAUGE	
	DRS.	WIDTH	DEPTH	HEIGHT	LINER	NET / SHIP WT.	STORAGE	CAPACITY	BODY	DRAWERS	
5300MP 12-Drawer Cabinet	12	53"	18"	41 3/4"	-	335 / 365 lbs.	18,164 cu. in.	-	16 ga	18 ga	
Top Drawer	1	49"	16 1/2"	3 3/4"	84034	-	-	120 lbs.	-	18 ga	
Left Bank	2	23"	16 1/2"	1 5/8"	84037	-	-	120 lbs.	-	18 ga	
	3	23"	16 1/2"	3 5/8"	84037	-	-	120 lbs.	-	18 ga	
	1	23"	16 1/2"	5 5/8"	84037	-	-	120 lbs.	-	18 ga	
Right Bank	2	23"	16 1/2"	1 5/8"	84037	-	-	120 lbs.	-	18 ga	
	2	23"	16 1/2"	3 5/8"	84037	-	-	120 lbs.	-	18 ga	
	1	23"	16 1/2"	9 5/8"	84037	-	-	240 lbs.	-	18 ga	
	5302MP 8-Drawer Top Chest	8	53"	18 7/8"	18 1/2"	-	155 / 185 lbs.	10,963 cu. in.	-	16 ga	18 ga
Top Till	-	52 3/8"	17 1/2"	3 1/4"	84033	-	-	-	-	18 ga	
Drawers	4	23"	16 1/2"	1 5/8"	84037	-	-	120 lbs.	-	18 ga	
	4	23"	16 1/2"	3 5/8"	84037	-	-	120 lbs.	-	18 ga	



AVAILABLE COLORS

Customize the color of your products. Simply place one of the abbreviations at the end of the model number.



MADE IN THE USA



2700MP 5-DRAWER TOP CHEST

- Gas struts ensure smooth lid operation
- Top till
- Ball bearing drawer slides
- Full width aluminum drawer pulls
- Drawer liners included



2702MP 6-DRAWER CABINET

- Ball bearing drawer slides
- Full width aluminum drawer pulls
- 6" x 2" roller bearing heavy-duty swivel casters
- Coated MDF work surface
- Drawer liners included

PART #	SPECIFICATIONS									STEEL GAUGE	
	DRS.	WIDTH	DEPTH	HEIGHT	LINER	NET / SHIP WT.	STORAGE	CAPACITY	BODY	DRAWERS	
2700MP 5-Drawer Top Chest	5	27"	18"	18 7/8"	-	90 / 98 lbs.	5,364 cu. in.	-	18 ga	18 ga	
Top Till	-	26 5/8"	17 1/2"	3 5/8"	84036	-	-	120 lbs.	-	18 ga	
Drawers	4	23"	16 1/2"	1 5/8"	84037	-	-	120 lbs.	-	18 ga	
	1	23"	16 1/2"	3 5/8"	84037	-	-	120 lbs.	-	18 ga	
2702MP 6-Drawer Top Chest	6	27"	18"	41 2/3"	-	140 / 150 lbs.	9,772 cu. in.	-	18 ga	18 ga	
Drawers	1	23"	16 1/2"	1 5/8"	84037	-	-	120 lbs.	-	18 ga	
	4	23"	16 1/2"	3 5/8"	84037	-	-	120 lbs.	-	18 ga	
	1	23"	16 1/2"	9 5/8"	84037	-	-	240 lbs.	-	18 ga	



AVAILABLE COLORS

Customize the color of your products. Simply place one of the abbreviations at the end of the model number.



MADE IN THE USA



382MP
6-DRAWER SIDE CABINET

- Hangs on either side of MP Cabinets
- Compatible with 5300MP & 2702MP Cabinets
- Drawer liners included



380MP
2-SHELF SIDE LOCKER

- Hangs on either side of MP Cabinets
- Compatible with 5300MP & 2702MP Cabinets
- Locking door & 2 adjustable pull-out shelves with ball bearing slides

PART #		SPECIFICATIONS								STEEL GAUGE	
		DRS.	WIDTH	DEPTH	HEIGHT	LINER	NET / SHIP WT.	STORAGE	CAPACITY	BODY	DRAWERS
380MP	2-Shelf Side Locker	-	13 5/8"	18"	33 1/8"	-	53 / 83 lbs.	5,768 cu. in.	-	18 ga	20 ga
	Pull-out Shelves	2	9 1/2"	16 1/2"	2 1/6"	-	-	-	120 lbs.	-	20 ga
382MP	6-Drawer Side Cabinet	6	13 5/8"	18"	33 1/8"	-	89 / 119 lbs.	4,036 cu. in.	-	18 ga	20 ga
	Drawers	1	9 3/4"	16 1/2"	1 5/8"	84039	-	-	120 lbs.	-	20 ga
		4	9 3/4"	16 1/2"	3 5/8"	84039	-	-	120 lbs.	-	20 ga
		1	9 3/4"	16 1/2"	9 5/8"	84039	-	-	240 lbs.	-	20 ga



AVAILABLE COLORS

Customize the color of your products. Simply place one of the abbreviations at the end of the model number.




MADE IN THE USA

At 18" in depth, the K1800 allows for storage in tight spaces.



Model 10493B:
12-Drawer Industrial Cabinet

Double wall construction



Gas struts ensure smooth lid operation on chests & canopies



Smooth operating ball-bearing drawer slides range from 120-240 lbs.



High security tubular locking system




Heavy-duty 5" x 2" roller bearing casters with 350 lb. capacity per caster



Tubular steel end handle



AVAILABLE COLORS



INDUSTRY SOLUTIONS

The K1800 Series is best used in the following:





10488
8-DRAWER TOP CHEST

- Fits 10491, 10493, 310X & 315X cabinets
- Gas struts ensure smooth lid operation
- Top till
- Heavy-Duty, lift handles



10493
12-DRAWER CABINET

- Wide top drawer for added storage
- 5" x 2" Roller bearing casters hold up to 350 lbs. each
- Dual locks



10491
7-DRAWER CABINET

- Storage compartment with MDF shelf
- Ball bearing drawer sides
- 5" x 2" Roller bearing casters hold up to 350 lbs. each

PART #	SPECIFICATIONS									STEEL GAUGE	
	DRS.	WIDTH	DEPTH	HEIGHT	LINER *	NET / SHIP WT.	STORAGE	CAPACITY	BODY	DRAWERS	
10488	8-Drawer Top Chest	8	39 3/8"	18"	18 7/8"	-	140 / 170 lbs.	7,849 cu. in.	-	18 ga	20 ga
	Top Till	-	39"	17 1/2"	3 1/4"	84035	-	960 lbs.	-	-	20 ga
	Right Bank	2	9 1/2"	16 1/2"	1 5/8"	84039	-	120 lbs.	-	-	20 ga
		2	9 1/2"	16 1/2"	3 5/8"	84039	-	120 lbs.	-	-	20 ga
	Left Bank	2	23"	16 1/2"	1 5/8"	84037	-	120 lbs.	-	-	20 ga
		2	23"	16 1/2"	3 5/8"	84037	-	120 lbs.	-	-	20 ga
10491	7-Drawer Cabinet	7	39 3/8"	18"	35"	-	175 / 205 lbs.	13,119 cu. in.	-	18 ga	20 ga
	Drawers	3	23"	16 1/2"	1 5/8"	84037	-	120 lbs.	-	-	20 ga
		3	23"	16 1/2"	3 5/8"	84037	-	120 lbs.	-	-	20 ga
		1	23"	16 1/2"	5 5/8"	84037	-	120 lbs.	-	-	20 ga
	Compartment	-	10 3/4"	17 1/4"	1 5/8"	-	-	-	-	-	20 ga
10493	12-Drawer Cabinet	12	39 3/8"	18"	39"	-	225 / 255 lbs.	13,558 cu. in.	-	18 ga	20 ga
	Top Drawer	1	35 3/4"	16 1/2"	5"	84035	-	120 lbs.	-	-	20 ga
	Left Bank	2	23"	16 1/2"	1 5/8"	84037	-	120 lbs.	-	-	20 ga
		3	23"	16 1/2"	3 5/8"	84037	-	120 lbs.	-	-	20 ga
		1	23"	16 1/2"	5 5/8"	84037	-	120 lbs.	-	-	20 ga
	Right Bank	2	9 1/2"	16 1/2"	1 5/8"	84039	-	120 lbs.	-	-	20 ga
		2	9 1/2"	16 1/2"	3 5/8"	84039	-	120 lbs.	-	-	20 ga
		1	9 1/2"	16 1/2"	9 5/8"	84039	-	240 lbs.	-	-	20 ga

* Liners sold separately



AVAILABLE COLORS

Customize the color of your products. Simply place one of the abbreviations at the end of the model number.



MADE IN THE USA



305X
5-DRAWER TOP CHEST

- Fits 310X, 315X, 10491 & 10493 cabinets
- Heavy-Duty, plated lift handles
- Compartment has removable partial shelf & locking door



315X
15-DRAWER CABINET

- 5" x 2" roller bearing casters hold up to 350 lbs. each
- Dual locks



310X
10-DRAWER CABINET

- 5" x 2" Roller bearing casters hold up to 350 lbs. each
- Dual locks

PART #	SPECIFICATIONS									STEEL GAUGE
	DRS.	WIDTH	DEPTH	HEIGHT	LINER *	NET / SHIP WT.	STORAGE	CAPACITY	BODY	
305X 5-Drawer Top Chest	5	39 3/8"	18"	16 1/2"	-	93 / 123 lbs.	7,393 cu. in.	-	18 ga	20 ga
	Drawers	4	23"	16 1/2"	1 5/8"	84037	-	120 lbs.	-	20 ga
		1	23"	16 1/2"	3 5/8"	84037	-	120 lbs.	-	20 ga
	Compartment	-	13 5/8"	17 3/8"	15"	-	-	-	-	20 ga
310X 10-Drawer Cabinet	10	39 3/8"	18"	35"	-	180 / 210 lbs.	11,865 cu. in.	-	18 ga	20 ga
	Left Bank	3	23"	16 1/2"	3 5/8"	84037	-	120 lbs.	-	20 ga
		2	23"	16 1/2"	5 5/8"	84037	-	120 lbs.	-	20 ga
	Right Bank	3	9 1/2"	16 1/2"	3 5/8"	84039	-	120 lbs.	-	20 ga
		2	9 1/2"	16 1/2"	5 5/8"	84039	-	120 lbs.	-	20 ga
315X 15-Drawer Cabinet	15	39 3/8"	18"	39"	-	230 / 260 lbs.	13,382 cu. in.	-	18 ga	20 ga
	Left Bank	5	23"	16 1/2"	1 5/8"	84037	-	120 lbs.	-	20 ga
		3	23"	16 1/2"	3 5/8"	84037	-	120 lbs.	-	20 ga
		1	23"	16 1/2"	5 5/8"	84037	-	120 lbs.	-	20 ga
	Right Bank	2	9 1/2"	16 1/2"	1 5/8"	84039	-	120 lbs.	-	20 ga
		3	9 1/2"	16 1/2"	3 5/8"	84039	-	120 lbs.	-	20 ga
	1	9 1/2"	16 1/2"	11 5/8"	84039	-	240 lbs.	-	20 ga	

* Liners sold separately



AVAILABLE COLORS

Customize the color of your products. Simply place one of the abbreviations at the end of the model number.



MADE IN THE USA



2705X
5-DRAWER TOP CHEST

- Fits 27" wide roller cabinets
- Gas struts ensure smooth lid operation
- Ball bearing drawer slides



285X
5-DRAWER TOP CHEST

- Fits 27" wide roller cabinets
- Ball bearing drawer slides



378X
8-DRAWER CABINET

- 5" x 2" roller bearing casters hold up to 350 lbs. each



376X
6-DRAWER CABINET

- 5" x 2" roller bearing casters hold up to 350 lbs. each
- Swing down panel conceals & secures spacious storage compartment

PART #	SPECIFICATIONS										STEEL GAUGE	
	DRS.	WIDTH	DEPTH	HEIGHT	LINER *	NET / SHIP WT.	STORAGE	CAPACITY	BODY	DRAWERS		
285X 5-Drawer Top Chest	5	27"	18"	16 1/2"	-	75 / 105 lbs.	3,842 cu. in.	-	18 ga	20 ga		
	Drawers	4	23"	16 1/2"	1 5/8"	84037	-	120 lbs.	-	20 ga		
		1	23"	16 1/2"	3 5/8"	84037	-	120 lbs.	-	20 ga		
376X 6-Drawer Cabinet	6	27"	18"	39"	-	137 / 167 lbs.	10,421 cu. in.	-	18 ga	20 ga		
	Drawers	3	23"	16 1/2"	1 5/8"	84037	-	120 lbs.	-	20 ga		
		3	23"	16 1/2"	3 5/8"	84037	-	120 lbs.	-	20 ga		
	Compartment	-	24 1/8"	16 3/8"	11 1/4"	-	-	-	-	20 ga		
378X 8-Drawer Cabinet	8	27"	18"	39"	-	154 / 184 lbs.	9,488 cu. in.	-	18 ga	20 ga		
	Drawers	3	23"	16 1/2"	1 5/8"	84037	-	120 lbs.	-	20 ga		
		4	23"	16 1/2"	3 5/8"	84037	-	120 lbs.	-	20 ga		
		1	23"	16 1/2"	5 5/8"	84037	-	120 lbs.	-	20 ga		
2705X 8-Drawer Top Chest	5	27"	18"	18 7/8"	-	88 / 118 lbs.	5,364 cu. in.	-	18 ga	20 ga		
	Top Till	-	26 3/4"	17 1/2"	3 1/4"	84036	-	120 lbs.	-	20 ga		
	Drawers	4	23"	16 1/2"	1 5/8"	84037	-	120 lbs.	-	20 ga		
		1	23"	16 1/2"	3 5/8"	84037	-	120 lbs.	-	20 ga		

* Liners sold separately



AVAILABLE COLORS

Customize the color of your products. Simply place one of the abbreviations at the end of the model number.



MADE IN THE USA



2705X
5-DRAWER TOP CHEST

- Fits 27" wide roller cabinets
- Gas struts ensure smooth lid operation
- Ball bearing drawer slides



285X
5-DRAWER TOP CHEST

- Fits 27" wide roller cabinets
- Ball bearing drawer slides



277X
7-DRAWER CABINET

- 5" x 2" roller bearing casters hold up to 350 lbs. each



275X
5-DRAWER CABINET

- 5" x 2" roller bearing casters hold up to 350 lbs. each
- Swing down panel conceals & secures spacious storage compartment



273X
3-DRAWER CABINET

- 5" x 2" roller bearing casters hold up to 350 lbs. each
- Swing down panel conceals & secures spacious storage compartment

PART #	SPECIFICATIONS									STEEL GAUGE	
	DRS.	WIDTH	DEPTH	HEIGHT	LINER *	NET / SHIP WT.	STORAGE	CAPACITY	BODY	DRAWERS	
273X	3-Drawer Cabinet	3	27"	18"	35"	-	102 / 132 lbs.	9,330 cu. in.	-	18 ga	20 ga
	Drawers	2	23"	16 1/2"	3 5/8"	84037	-	-	120 lbs.	-	20 ga
		1	23"	16 1/2"	5 5/8"	84037	-	-	120 lbs.	-	20 ga
	Compartment	-	24 1/8"	16 3/8"	11 1/4"	-	-	-	120 lbs.	-	20 ga
275X	5-Drawer Cabinet	3	27"	18"	35"	-	115 / 135 lbs.	9,046 cu. in.	-	18 ga	20 ga
	Drawers	3	23"	16 1/2"	1 5/8"	84037	-	-	120 lbs.	-	20 ga
		2	23"	16 1/2"	3 3/8"	84037	-	-	120 lbs.	-	20 ga
	Compartment	-	24 1/8"	16 3/8"	11 1/4"	-	-	-	-	-	20 ga
277X	7-Drawer Cabinet	7	27"	18"	35"	-	134 / 164 lbs.	8,404 cu. in.	-	18 ga	20 ga
	Drawers	3	23"	16 1/2"	1 5/8"	84037	-	-	120 lbs.	-	20 ga
		3	23"	16 1/2"	3 3/8"	84037	-	-	120 lbs.	-	20 ga
		1	23"	16 1/2"	5 5/8"	84037	-	-	120 lbs.	-	20 ga
285X	5-Drawer Top Chest	5	27"	18"	16 1/2"	-	75 / 105 lbs.	3,842 cu. in.	-	18 ga	20 ga
	Drawers	4	23"	16 1/2"	1 5/8"	84037	-	-	120 lbs.	-	20 ga
		1	23"	16 1/2"	3 3/8"	84037	-	-	120 lbs.	-	20 ga
2705X	8-Drawer Top Chest	5	27"	18"	18 7/8"	-	88 / 118 lbs.	5,364 cu. in.	-	18 ga	20 ga
	Top Till	-	26 3/4"	17 1/2"	3 1/4"	84036	-	-	120 lbs.	-	20 ga
	Drawers	4	23"	16 1/2"	1 5/8"	84037	-	-	120 lbs.	-	20 ga
		1	23"	16 1/2"	3 5/8"	84037	-	-	120 lbs.	-	20 ga

* Liners sold separately



AVAILABLE COLORS

Customize the color of your products. Simply place one of the abbreviations at the end of the model number.



MADE IN THE USA



21040
4-DRAWER CABINET

- 5" x 1-1/4" roller bearing casters hold up to 200 lbs. each
- Ball bearing drawer slides & tubular push handle
- Small in size, but big on security!
- Tubular locking system
- Compatible chests & bases: 520, 620, 220, K20



21040B shown with 520B



21040B shown with 620B

PART #	SPECIFICATIONS									STEEL GAUGE	
	DRS.	WIDTH	DEPTH	HEIGHT	LINER *	NET / SHIP WT.	STORAGE	CAPACITY	BODY	DRAWERS	
21040	4-Drawer Cabinet	4	20 1/2"	18"	33 3/4"	-	103 / 133 lbs.	5,717 cu. in.	-	18 ga	20 ga
	Drawers	2	16 1/2"	16 1/2"	2 3/4"	84038	-	-	120 lbs.	-	20 ga
		1	16 1/2"	16 1/2"	6 1/8"	84038	-	-	120 lbs.	-	20 ga
		1	16 1/2"	16 1/2"	9 3/8"	84038	-	-	120 lbs.	-	20 ga

* Liners sold separately



AVAILABLE COLORS

Customize the color of your products. Simply place one of the abbreviations at the end of the model number.



MADE IN THE USA



386X
6-DRAWER SIDE CABINET

- Fits Models 376X, 378X, 10492, 10493 & 315X
- Hangs on either side of rolling cabinet
- Ball bearing drawer slides



382X
2-SHELF SIDE LOCKER

- Fits Models 376X, 378X, 315X, 10492 & 10493
- Hangs on either side of roller cabinet
- Locking door & 2 adjustable pull-out shelves with ball bearing drawer slides



185X
5-DRAWER SIDE CABINET

- Fits Models 273X, 275X, 277X, 310X & 10491
- Hangs on either side of rolling cabinet
- Ball bearing drawer slides



182X
2-SHELF SIDE LOCKER

- Fits Models 273X, 275X, 277X, 310X & 10491
- Hangs on either side of roller cabinet
- Locking door & 2 adjustable pull-out shelves with ball bearing drawer slides

PART #	SPECIFICATIONS	STEEL GAUGE	
		BODY	DRAWERS
182X	2-Shelf Side Locker	-	18 ga
	Pull-out Shelves	2	20 ga
185X	5-Drawer Side Cabinet	5	20 ga
	Drawers	1	20 ga
		3	20 ga
		1	20 ga
382X	2-Shelf Side Locker	-	18 ga
	Pull-out Shelves	2	20 ga
386X	6-Drawer Side Cabinet	6	18 ga
	Drawers	1	20 ga
		4	20 ga
		1	20 ga

* Liners sold separately



AVAILABLE COLORS

Customize the color of your products. Simply place one of the abbreviations at the end of the model number.



MADE IN THE USA

WIDTH	ROLLER CABINET	CHESTS	SIDE CABINET	LOCKER
MAINTENANCE PRO™ - 18" DEPTH				
53"	5300MP	5302MP	382MP	380MP
27"	2702MP	2700MP	382MP	380MP
INDUSTRIAL - 18" DEPTH				
39" (39" H)	10493 / 315X	10488 / 305X	386X	382X
39" (35" H)	10491/310X	10488 / 305X	185X	182X
27" (39" H)	376X / 378X	285X / 2705X	386X	382X
27" (35" H)	273X / 275X / 277X	285X / 2705X	185X	182X
21"	21040	220 / 520 / 620		

See chart on page 9 for complimentary Industrial Machinists', Mechanics' Chests and Mid-Base Units

DS1
FOLD-AWAY CABINET SHELF

	DRS.	WIDTH	DEPTH	HEIGHT	NET / SHIP WT. (lbs.)	STORAGE (sq. in.)	CAPACITY (lbs.)
Overall	-	20 1/8"	17 1/4"	1"	10.5 / 11	343	40


- Folds flat when not in use
- Raised sides keep tools from falling off
- Fits any 18" depth Industrial or Maintenance Pro™ Cabinet



TB18
18" HANG ON TOOLBOARD PANEL

	DRS.	WIDTH	DEPTH	HEIGHT	NET / SHIP WT. (lbs.)	STORAGE (cu. in.)	CAPACITY (lbs.)
Overall	-	18"	1/2"	29"	9 / 11	-	-

- Fits any 18" depth K1800 roller cabinets
- Hangs on either side of roller cabinets
- 10 piece Toolholder Hook Set (99851), see page 91
- See full line of accessories in the VTC section of the catalog, starting on page 90



STACK & ADD

TO INCREASE YOUR STORAGE CAPACITY



2902 / 348X
Shown



263 / 2603 / 277X
Shown



266 / 297X
Shown

K1800

K2000

CHEST PART #	BASE PART #	273X	275X	277X	376X	378X	295X	297X	348X
<i>Machinists'</i>									
52611		•	•	•	•	•	•	•	•
3611		•	•	•	•	•	•	•	•
526		•	•	•	•	•	•	•	•
520		•	•	•	•	•	•	•	•
620		•	•	•	•	•	•	•	•
	MC22	•	•	•	•	•	•	•	•
	MC28	•	•	•	•	•	•	•	•
	5150	•	•	•	•	•	•	•	•
<i>Mechanics'</i>									
263		•	•	•	•	•	•	•	•
266		•	•	•	•	•	•	•	•
360		•	•	•	•	•	•	•	•
2812							•	•	•
	2600	•	•	•	•	•	•	•	•
	2602	•	•	•	•	•	•	•	•
	2603	•	•	•	•	•	•	•	•
	2604	•	•	•	•	•	•	•	•
	2902						•	•	•

SECURITY AND DRAWER ACCESSORIES

80419 - KEYSAFE™ BY SUPRA

- Keep your tool box keys convenient and safe.
- Also use to store house, garage or car keys.
- Attaches securely and permanently to your chest/cabinet or any wall or flat surface with four screws (included).
- Black powder coated finish.
- Dimensions: 1-1/2"W x 1-3/8"D x 2-13/16"H.
- Includes push button combination lock.



DRAWER SECURITY COMPARTMENTS

80475 - 5-9/16"W X 8-1/8"D X 1-3/16"H
- FOR DRAWERS 2"H

80477 - 7-9/16"W X 11-1/8"D X 2-3/16"H
- FOR DRAWERS 4"H

- For chests & roller cabinets.
- Steel compartments securely fasten to drawer through pre-drilled holes with included 1/8" aluminum pop rivets.
- Allows you to lock up personal valuables (wallet, jewelry, cash, keys, etc.) without having to lock up the entire chest or roller cabinet.
- Cylinder lock no. 80840 with two keys.
- Black finish.



80845 - SECURITY LOCK GUARD

- Provides added protection for your tools.
- Fits over any Kennedy lock and secures with your own padlock.



MULTI-LOCK SECURITY BARS


- Folds over cabinet drawers and locks with padlock.
- Easily attaches to tool boxes.
- Comes with sheet metal screws and instructions.



PART NO.	FITS MODEL NUMBER	LENGTH
80788	263,266,360,2705X, 285(X), 2805(X), 2812, 2912X, 3412X, TS261X	12"
80789	185(X), 205(X), 273(X), 275(X), 277(X), 295(X), 297(X), 310X, 415(X), 435(X), TS265X ALL 54" WORK STATIONS ALL 48" & 60" VERSA-BENCHES	22-1/2"
80790	2702MP, 2907(X), 3412MP, 3407(X), 376(X), 378(X), 348(X), 315(X)	34-1/2"

DRAWER DIVIDERS

- Keeps tools separated and organized.
- Fully adjustable, aluminum dividers.
- Spring clips hold in place.



PART NO.	FITS MODEL NUMBER	DIVIDERS INCLUDED
80850	520, 526, 52611	(4) 7-5/16"L x 5/8"H (1) 7-5/16"L x 1-7/8"H
82230	3611, 263, 266, 360, 2812, 2602, 2603, 2604, 2902, 5150	(4) 10-5/8"L x 1-3/8"H
82232	2700MP, 2705(X), 285(X), 310(X), 315X, 2702MP, 273(X), 275(X), 277(X), 376(X), 378(X), 185(X), 386(X), 415(X), ALL WORK STATIONS AND ALL TOOL STANDS, 4804, 4806 AND ALL 60" VERSA-BENCHES, 5300MP	(2) 16-3/8"L x 3"H (2) 16-3/8"L x 1-3/8"H
82233	4800MP, 4810	(2) 23"L X 3"H (2) 23"L X 1-3/8"H
82234	2805, 205(X), 295(X), 2905(X), 2912(X), 297(X), 2907X, 3400MP, 3402MP, 3412X, 3407X, 348X, 306(X), 3900MP, 4400MP, 4410, 4405, 435(X), 5500MP	(2) 18-3/8"L x 3"H (2) 18-3/8"L x 1-3/8"H

ORGANIZER TRAY

- Neatly holds a multitude of small parts.
- High impact black polystyrene.
- 10 compartments per tray.
- Tray size: 16"W x 11"D x 1-1/4"H.



PART NO.	NUMBER OF TRAYS
82222	(1) TRAY
82223	(2) TRAYS

SLIDING STEEL DRAWER TRAY

- Slides freely in drawer.
- Tan texture finish.
- For 4" deep or deeper drawers.



PART NO.	FOR DRAWER WIDTH
80870	23"W
80873	25"W
82160	30"W

CHEST/CABINET FOAM TOOL ORGANIZER

- Notice missing tools at a glance.
- 3/8" thick foam cut to fit drawer sizes (3 sheets per package).
- To install, simply lay tools on foam and trace around them with a hot pencil tip soldering iron. Remove unwanted material and place tool in pocket.



PART NO.	FITS MODEL NUMBER	DIMENSIONS
80780	2602, 2603, 2604, 263, 266, 360	10-3/4"W x 22-7/8"L
80781	2812	10-3/4"W x 29-7/8"L
80782	2702MP, 273(X), 275(X), 277(X), 376X, 378X, 285(X), 2705X, 2700MP	16-1/2"W x 23"L
80786	2805(X), 2905(X), 2912(X), 295(X), 297(X), 2907(X)	18-1/2"W x 25"L
80787	3402MP, 3407(X), 3412(X), 348(X), 3400MP	18-1/2"W x 30"L

ABS PLASTIC DRAWER ORGANIZER

- Organize, separate and arrange tools.
- Helps maximize drawer space.
- Made of durable ABS plastic.
- Round-cornered compartments for quick, easy retrieval of small parts.
- Fit either 2", 4" or larger drawers.
- One-piece design for 27" and 29" wide cabinets.
- Two-piece design for 34" wide cabinets.
- Sold per piece, not as a kit.



PART NO. FOR 27" CABINET	PART NO. FOR 29" CABINET	PART NO. FOR 34" CABINET	PART NO. FOR 5-1/2" ADDER ONLY	DIVIDER INSERT DESCRIPTION
81923	81929	81935	81939	2" DRAWER, 24 COMPARTMENTS
81921	81927	81933		2" DRAWER, 6 COMPARTMENTS
81922	81928	81934		2" DRAWER, 11 COMPARTMENTS
81924	81930	81936	81940	4" DRAWER, 4 COMPARTMENTS
81926	81932	81938		4" DRAWER, 12 COMPARTMENTS
81925	81931	81937		4" DRAWER, 7 COMPARTMENTS

MISCELLANEOUS ACCESSORIES AND ROLLER CABINET WORK SURFACES

MAPLE WORK SURFACE

(PART NUMBERS SHOWN IN GREY IN CHART)

- 1-1/2" thick butcher block maple top.
- Full-length laminations specially selected for grain and color match.
- Kitchen counter quality for years of fine use.
- Comes with care instructions.

RESISTOP WORK SURFACE

(PART NUMBERS SHOWN IN TAN IN CHART)

- Solid phenolic, non-conductive black surface.
- Durable, high impact and shock resistant.
- Stain, chemical and corrosion resistant.



MAPLE PART NO.	RESISTOP PART NO.	FITS MODEL NUMBER	DIMENSIONS WIDTH X DIAM.	HEIGHT	HEIGHT
80380	82101	185(X), 415(X), 386X	13-3/8"W x 17-3/4"D	1-1/2"	1/2"
80381	82102	205(X), 435(X), 306X	13-3/8"W x 19-3/4"D	1-1/2"	1/2"
80382	82103	4405, 4410, 4400MP, 4405MP	43-5/16"W x 19-11/16"D	1-1/2"	1/2"
80880	82107	310X, 315X	39"W x 17-3/4"D	1-1/2"	1/2"
80882	82104	285(X), 273(X), 275(X), 277(X), 376X, 378X	26-3/4"W x 17-3/4"	1-1/2"	1/2"
80883	82105	2805(X), 295(X), 297(X), 2907X	28-3/4"W x 19-3/4"	1-1/2"	1/2"
80884	82106	3407X, 348X	33-3/4"W x 19-3/4"D	1-1/2"	1/2"

80874 - WRENCH RACK

- Holds and organizes up to 15 wrenches.
- Can be stored in a drawer or hung on the wall.
- Rests on foam pads.
- Made of lightweight, durable 3/16" molded black plastic.
- TOOLS NOT INCLUDED.



80481 - MAGNETIC PARTS TRAY

- Heavy-duty magnets hold nuts, bolts, etc. in place to make fix-it jobs easier.
- Magnetized tray back sits securely on metal surfaces.
- Dimensions: 9-1/2"W x 5-1/2"D x 1-1/4"H.



80485 - ROLLER CABINET CORNER BUMPERS

- Hard rubber bumpers protect against dents and scrapes when changing work sites.
- Four easy-to-install screw fasteners included.



80807 - ERGONOMIC HANDLE FOR CABINETS

- Full-size, soft rubber handle is ergonomically designed for comfort and stability.
- Attaches to either side of any Kennedy 27", 29", 34", 44", 46", 53", 60", or 62" roller cabinet.



SCREWDRIVER TRAY

- Attaches to any Kennedy roller cabinet for easy access to screwdrivers.
- Also holds standard aerosol spray cans.
- TOOLS NOT INCLUDED.



PART NO.	FINISH COLOR
80876	BROWN
80878	RED

HANG-ON STORAGE RACK

- Keeps tools handy and organized.
- Hangs on roller cabinets, service carts, parts washers, etc.
- Install or remove in seconds.



PART NO.	DIMENSIONS
80996	16"W x 6"D x 2"H
80997	20"W x 6"D x 2"H

COATED WORK SURFACE

- Durable, coated MDF work surface protects cabinet top.
- Textured, nonporous coating is easy to clean and won't crack or warp.
- Non-skid texture keeps tools in place.



PART NO.	FITS MODEL NUMBER	DIMENSIONS
80384	273, 275, 277, 285, 376, 378	26-3/4"W x 17-3/4"D x 1"H
80385	293, 295, 2978, 2805, 2907MP, HMS	28-3/4"W x 19-3/4"D x 1"H
80386	348, 3407, 3407MP	33-3/4"W x 19-3/4"D x 1"H
80387	202, 205, 302, 306, 300MP, 306MP	13-3/8"W x 19-3/4"D x 1"H
80388	310, 315, 10491, 10493	39"W x 17-3/4"D x 1"H
80389	10494, 10495	40-3/4"W x 19-3/4"D x 1"H
80390	182, 185, 382, 386, 380MP, 382MP	13-3/8"W x 17-3/4"D x 1"H
80391	3900MP	38-7/8"W x 19-3/4"D x 1"H
80392	4405, 4410, 4400MP, 4405MP	43-5/16"W x 25-7/8"D x 1"H
80393	4804, 4806, 4810, 4800MP	47-7/8"W x 25-7/8"D x 1"H
80394	5300MP	52-5/8"W x 17-3/4"D x 1"H
80395	5804MP	56-7/8"W x 19-3/4"D x 1"H

CABINET PLASTIC WORK SURFACE

- Seamless, ABS black plastic cover fits snugly over roller cabinet top.
- 3/4" raised lip helps prevent roll offs.
- Easy to clean, adds finished look.



PART NO.	FOR CABINET DIMENSIONS
82170	27"W x 18"D
82171	29"W x 20"D
82172	34"W x 20"D

CABINET TOP MAT

- Protects against scuffs and abrasions.
- Reduces chest movement.
- Black vinyl pre-cut mat, .075" thick.



PART NO.	FITS MODEL NUMBER	DIMENSIONS
80808	4405, 4410	43-5/16"W x 19-11/16"D
82088	185(X), 435(X), 306(X)	13-3/8"W x 19-3/4"D
82089	185(X), 415(X), 386(X)	13-3/8"W x 17-3/4"D
82091	285(X), 273(X), 275(X), 277(X), 376(X), 378(X)	26-3/4"W x 17-3/4"D
82092	3407(X), 348(X)	33-3/4"W x 19-3/4"D
82093	2805(X), 295(X), 297(X), 2907(X)	28-3/4"W x 19-3/4"D
82099	310(X), 315(X)	39"W x 17-3/4"D

DELUXE, HEAVY-DUTY CABINET TOP MAT

- Black vinyl mat is 50% thicker than our regular mat.
- Lays flat with more rigidity.
- Pyramid shape embossing increases friction, reduces slipping.
- Long wearing, resists oil.



PART NO.	FITS MODEL NUMBER	DIMENSIONS
80440	185(X), 415(X), 386(X)	13-3/8"W x 17-3/4"D
80441	205(X), 435(X), 306(X)	13-3/8"W x 19-3/4"D
80455	285(X), 273(X), 275(X), 277(X), 376(X), 378(X)	26-3/4"W x 17-3/4"D
80456	2805(X), 295(X), 297(X), 2907(X)	28-3/4"W x 19-3/4"D
80457	310(X), 315(X)	39"W x 17-3/4"D
80458	3407(X), 348(X)	33-3/4"W x 19-3/4"D
80459	4405, 4410, 4400MP, 4405MP	43-5/16"W x 19-11/16"D



Keep Your Kennedy Operating Like New

Slides—A light coating of oil on the friction slides will preserve and provide easy movement of parts.

Cleaning of Finish—Your Kennedy wrinkle finish unit can be cleaned periodically with WD-40® or Murphy® Oil Soap. Smooth finish units should be cleaned with a soft cloth, dampened with warm water.

Have you Registered your Kennedy?

Go to <http://buykennedy.com/product-registration/> follow the prompts to file your registration online.

*PRODUCT REGISTRATION AT **KENNEDYMFG.COM***

LIMITED WARRANTY


Kennedy Manufacturing Company products are warranted by Kennedy Manufacturing Co., Van Wert, Ohio, against defects in workmanship as long as you own the product. This is a limited lifetime warranty. Kennedy will repair or replace any products which fail to give satisfactory service due to defective workmanship or materials. Kennedy will not warranty any product subjected to abnormal use. Abnormal use includes unreasonable use, misuse, neglect, lack of maintenance or modification.

LIMITATION OF LIABILITY

To the extent allowable under applicable law, Kennedy's liability for consequential and incidental damages is expressly disclaimed. Kennedy's liability in all events is limited to, and shall not exceed, the purchase price.

**MADE
IN THE USA** 





**OPEN.
CLOSE.
& GET THE
JOB DONE.**

1260 Industrial Drive, Van Wert, OH 45891
800-413-8665 | KennedyMFG.com | custserv@kennedymfg.com
CQT Kennedy LLC dba Kennedy Manufacturing Co.

KENNEDY[®]
A1000 REV 11/2017