





CAT TG Collet Chucks

CAT40 - DIN

Part Number	Style	Collet Series	Collet Range 	Nut Wrench 	L	L1	D
C4007-1000-3.50DIN	Standard	100TG	3/64-1"	100TG-SPAN	3.50"	2.32"	2.50"
C4007-1500-6.00DIN	Standard	150TG	1/2-1-1/2"	150TG-SPAN	6.00"	2.88"	3.50"

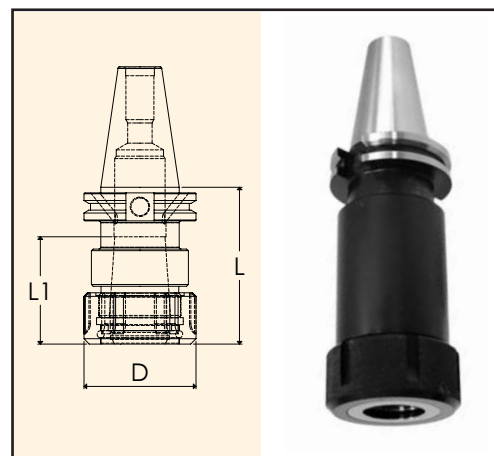
TG Collet Chucks come with back-up screw.

CAT50 - DIN

Part Number	Style	Collet Series	Collet Range 	Nut Wrench 	L	L1	D
C5007-0750-3.50DIN	Standard	75TG	3/64-3/4"	75TG-SPAN	3.50"	1.61"	1.89"
C5017-0750-5.50DIN	Standard	75TG	3/64-3/4"	75TG-SPAN	5.50"	1.61"	1.89"
C5007-1000-3.50DIN	Standard	100TG	3/64-1"	100TG-SPAN	3.50"	2.13"	2.50"
C5017-1000-5.50DIN	Standard	100TG	3/64-1"	100TG-SPAN	5.50"	2.13"	2.50"
C5027-1000-7.50DIN	Standard	100TG	3/64-1"	100TG-SPAN	7.50"	2.12"	2.50"
C5007-1500-3.50DIN	Standard	150TG	1/2-1-1/2"	150TG-SPAN	3.50"	2.87"	3.50"
C5017-1500-6.00DIN	Standard	150TG	1/2-1-1/2"	150TG-SPAN	6.00"	3.94"	3.50"

TG Collet Chucks come with back-up screw.

Note: "DIN" designates suitability for coolant through the flange per DIN 69871 Form B specs.



When removing the back-up screw, TG Collet Chucks have coolant-thru capabilities. No disc, special nut or wrench required!
See TG Coolant Collets on pages 62-64.

High-Speed Balanceable TG Collet Chucks

Balanceable TG Collet Chucks are available in CAT and BT taper styles. Part numbers are identical to standard TG Collet Chuck part numbers except that there is a "B" at the end. (Ex: C4007-0750-3.00B)

- 30 and 40 taper toolholders are prebalanced to G2.5 or better at 24,000 RPM
- 50 taper toolholders are prebalanced to G2.5 or better at 15,000 RPM
- Lyndex-Nikken uses a Patented Balancing Method which allows greater compensation necessary for high RPM applications
- hsBalance™ toolholders come with a printout of actual balance condition
- hsBalance™ toolholders need to be used with balance-qualified pull studs
- A balancing machine is required to balance or re-balance toolholders



**CT Taper hsBalance™
100TG Collet Chuck**



**CT Taper hsBalance™ 100TG
Collet Chuck - DIN**

Accessories:



TG Collets
Pages 61-65



TG Torque Wrench
Page 66



TG Back Up Screw
Page 66



TG Nut
Page 66