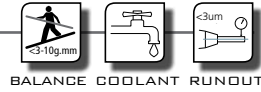
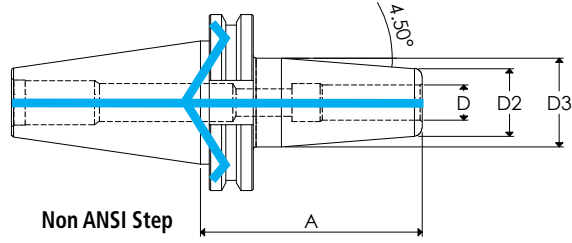


Standard: DIN Form B (Plugged)
 Material: H11 High Alloy Steel
 Hardness: 52 HRC tempered
 Runout: .00040" to .00012" at 3 X Diameter of Tool
 Balancing: <3g.mm at 20,000 RPM (CAT40)
 <10g.mm at 15,000 RPM (CAT50)
 Balanceable upon request
 Cooling: Center-thru or Flange Thru Coolant

Features: All shrink fit holders 6 mm (1/4") and above include a backup screw.
 Application: Compatible with h6 tolerance Steel, HSS, Carbide
 Accessories: **Compatible with Part# RE011 shrink fit reductions and shrink fit extensions (see pages 36-37). Replacement Backup Screw (see page 37).**



STANDARD TYPE



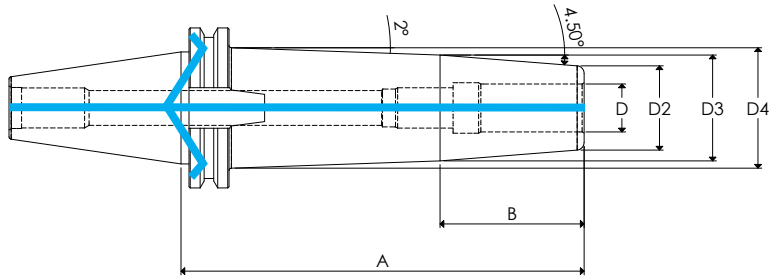
INCH

Part Number	D	A	D2	D3
CAT40-SF0125-3.15	1/8"	3.15"	0.39"	0.71"
CAT40-SF0187-3.15	3/16"	3.15"	0.39"	0.63"
CAT40-SF0250-3.15	1/4"	3.15"	0.83"	1.06"
CAT40-SF0375-3.15	3/8"	3.15"	0.94"	1.26"
CAT40-SF0500-3.15	1/2"	3.15"	0.94"	1.26"
CAT40-SF0625-3.15	5/8"	3.15"	1.06"	1.34"
CAT40-SF0750-3.15	3/4"	3.15"	1.30"	1.65"
CAT40-SF1000-3.94	1"	3.94"	1.73"	2.09"

METRIC

Part Number	D	A	D2	D3
CAT40-SF3-80	3mm	80	10	18
CAT40-SF6-80	6mm	80	21	27
CAT40-SF8-80	8mm	80	21	27
CAT40-SF10-80	10mm	80	24	32
CAT40-SF12-80	12mm	80	24	32
CAT40-SF16-80	16mm	80	27	34
CAT40-SF20-80	20mm	80	33	42
CAT40-SF25-100	25mm	100	44	53

EXTENDED TYPE



Part Number	D	A	D2	D3	D4	B
CAT40-SF0125-6.30	1/8"	6.30"	0.39"	0.63"	0.91"	1.50"
CAT40-SF0250-5.12	1/4"	5.12"	0.83"	1.06"	1.26"	1.50"
CAT40-SF0250-6.30	1/4"	6.30"	0.83"	1.06"	1.35"	1.50"
CAT40-SF0375-5.12	3/8"	5.12"	0.94"	1.26"	1.43"	2.00"
CAT40-SF0375-6.30	3/8"	6.30"	0.94"	1.26"	1.51"	2.00"
CAT40-SF0500-5.12	1/2"	5.12"	0.94"	1.26"	1.43"	2.00"
CAT40-SF0500-6.30	1/2"	6.30"	0.94"	1.26"	1.51"	2.00"
CAT40-SF0625-5.12	5/8"	5.12"	1.06"	1.34"	1.60"	1.75"
CAT40-SF0625-6.30	5/8"	6.30"	1.06"	1.34"	1.60"	1.75"
CAT40-SF0750-5.12	3/4"	5.12"	1.30"	1.65"	1.80"	2.25"
CAT40-SF0750-6.30	3/4"	6.30"	1.30"	1.65"	1.88"	2.25"
CAT40-SF1000-5.12	1"	5.12"	1.73"	2.09"	2.23"	2.25"
CAT40-SF1000-6.30	1"	6.30"	1.73"	2.09"	2.32"	2.25"

Part Number	D	A	D2	D3	D4	B
CAT40-SF3-160	3mm	160	10	19	34.18	38.12
CAT40-SF6-160	6mm	160	21	27	34.18	38.12
CAT40-SF8-160	8mm	160	21	27	34.18	38.12
CAT40-SF10-160	10mm	160	24	32	38.29	50.83
CAT40-SF12-160	12mm	160	24	32	38.29	50.83
CAT40-SF16-160	16mm	160	27	34	40.73	44.47
CAT40-SF20-160	20mm	160	33	42	47.85	57.38
CAT40-SF25-160	25mm	160	44	53	58.85	57.18