





# CAT SK Collet Chucks

- Feature TiN Bearing Nut which considerably improves cutting rigidity and finish
- Narrow body allows access to tight spaces and hard to reach areas
- Unique high-pressure coolant collet system for higher accuracy and gripping torque
- 8° taper SK collet provides twice more clamping force and precision than ER Collet Chucks

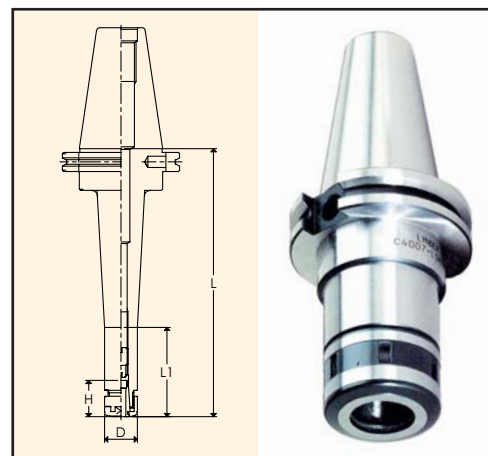
-  **TIR:** 0.0002" at 4xD
-  **Speed:** up to 30,000 rpm
-  **Set-up:** quick and easy
-  **Coolant-thru:** thru-tool coolant

-  **Drilling**  
★★★★☆
-  **Milling**  
★★★★☆
-  **Reaming**  
★★★★☆

Please note that the maximum RPM listed in our catalog may vary depending on the toolholder shank, weight, balanceability and the G rating.

## CAT40

Part Number	Collet Size	Wrench	L	L1	H	D	Back-up Screw
CAT40-SK6-90U	SK6	SKL-6W	3.543"	1.969"	0.827-1.378"	0.768"	SKG-8
CAT40-SK6-120U	SK6	SKL-6W	4.724"	2.441"	0.827-1.378"	0.768"	SKG-8
CAT40-SK6-150U	SK6	SKL-6W	5.906"	2.362"	0.827-1.378"	0.768"	SKG-8
CAT40-SK10-90U	SK10	SKL-10	3.543"	1.969"	1.181-1.969"	1.083"	SKG-12L
CAT40-SK10-120U	SK10	SKL-10	4.724"	2.756"	1.181-1.969"	1.083"	SKG-12L
CAT40-SK10-150U	SK10	SKL-10	5.906"	2.874"	1.181-1.969"	1.083"	SKG-12L
CAT40-SK10-180U	SK10	SKL-10	7.086"	2.874"	1.378-1.614"	1.083"	SKG-12L
CAT40-SK16-90U	SK16	9HC16	3.543"	1.969"	1.772-2.756"	1.575"	SKG-18L
CAT40-SK16-120U	SK16	9HC16	4.724"	3.150"	1.772-2.756"	1.575"	SKG-18L
CAT40-SK16-150U	SK16	9HC16	5.906"	4.331"	1.772-2.756"	1.575"	SKG-18L
CAT40-SK16-180U	SK16	9HC16	7.086"	5.710"	1.654-2.244"	1.575"	SKG-18L
CAT40-SK25-90U	SK25	9HC22	3.543"	2.165"	2.165-2.756"	2.165"	SKG-28
CAT40-SK25-120U	SK25	9HC22	4.724"	3.346"	2.165-3.346"	2.165"	SKG-28



## CAT50

Part Number	Collet Size	Wrench	L	L1	H	D	Back-up Screw
CAT50-SK6-105U	SK6	SKL-6W	4.134"	2.362"	0.827-1.378"	0.768"	SKG-8
CAT50-SK6-165U	SK6	SKL-6W	6.496"	2.441"	0.827-1.378"	0.768"	SKG-8
CAT50-SK6-195U	SK6	SKL-6W	7.677"	2.362"	0.827-1.378"	0.768"	SKG-8
CAT50-SK10-105U	SK10	SKL-10	4.134"	2.362"	1.181-1.969"	1.083"	SKG-12L
CAT50-SK10-165U	SK10	SKL-10	6.496"	2.953"	1.181-1.969"	1.083"	SKG-12L
CAT50-SK10-195U	SK10	SKL-10	7.677"	2.953"	1.181-1.969"	1.083"	SKG-12L
CAT50-SK10-225U	SK10	SKL-10	8.858"	2.953"	1.378-1.614"	1.083"	SKG-12L
CAT50-SK16-105U	SK16	9HC16	4.134"	2.559"	1.772-2.756"	1.575"	SKG-18L
CAT50-SK16-165U	SK16	9HC16	6.496"	3.543"	1.772-2.756"	1.575"	SKG-18L
CAT50-SK16-195U	SK16	9HC16	7.677"	3.543"	1.772-2.756"	1.575"	SKG-18L
CAT50-SK25-105U	SK25	9HC22	4.134"	2.559"	2.165-3.346"	2.165"	SKG-28
CAT50-SK25-165U	SK25	9HC22	6.496"	4.921"	2.165-3.346"	2.165"	SKG-28
CAT50-SK25-195U	SK25	9HC22	7.677"	6.102"	2.165-3.346"	2.165"	SKG-28

Note: Wrench and back-up screw not included.

## 3-Lock SK Collet Chucks for Dual Contact Spindle

3-Lock SK Collet Chucks are available from stock and feature Nikken unique Triple Contact System. Please refer to page 239 in our technical section to learn more about Nikken's revolutionary 3-Lock System and tooling line.

**For a complete list of part numbers and pricing, please contact our office at (800) 543-6237**



### Accessories:



**SK Collets**  
Page 188



**Wrench**  
Page 193



**Back-up screw**  
Page 194



**Coolant-thru and Slotted Nuts**  
Page 192