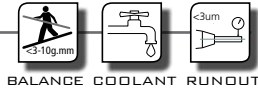
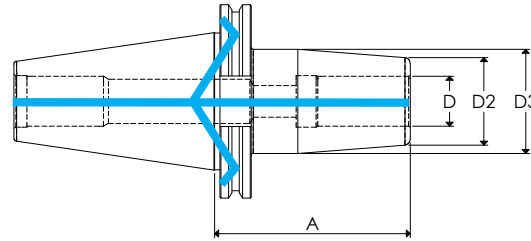


Standard: DIN Form B (Plugged)
 Material: H11 High Alloy Steel
 Hardness: 52 HRC tempered
 Runout: .000040" to .00012" at 3 X Diameter of Tool
 Balancing: <3g.mm at 20,000 RPM (CAT40)
 <10g.mm at 15,000 RPM (CAT50)
 Cooling: Center-thru and Flange Thru Coolant (plugged)
 Face Coolant (CAT40 Standard and Extended only)

Features: All shrink fit holders 6 mm (1/4") and above include a backup screw.
 Application: Compatible with h6 tolerance Steel, HSS, Carbide
 Accessories: **Compatible with Part# RE011 shrink fit reductions and shrink fit extensions (see pages 36-37). Replacement Backup Screw (see page 37).**



STANDARD TYPE



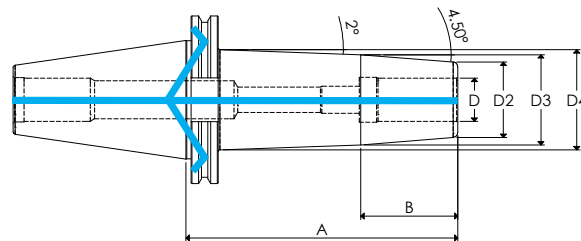
INCH

| Part Number | D | A | D2 | D3 |
|-------------------|--------|-------|-------|-------|
| CAT50-SF0125-3.15 | 1/8" | 3.15" | 0.39" | 0.71" |
| CAT50-SF0250-3.15 | 1/4" | 3.15" | 0.83" | 1.06" |
| CAT50-SF0375-3.15 | 3/8" | 3.15" | 0.94" | 1.26" |
| CAT50-SF0500-3.15 | 1/2" | 3.15" | 0.94" | 1.26" |
| CAT50-SF0625-3.15 | 5/8" | 3.15" | 1.06" | 1.34" |
| CAT50-SF0750-3.15 | 3/4" | 3.15" | 1.30" | 1.65" |
| CAT50-SF1000-3.94 | 1" | 3.94" | 1.73" | 2.09" |
| CAT50-SF1250-3.94 | 1.1/4" | 3.94" | 1.73" | 2.09" |

METRIC

| Part Number | D | A | D2 | D3 |
|----------------|------|-----|----|----|
| CAT50-SF3-80 | 3mm | 80 | 10 | 18 |
| CAT50-SF6-80 | 6mm | 80 | 21 | 27 |
| CAT50-SF8-80 | 8mm | 80 | 21 | 27 |
| CAT50-SF10-80 | 10mm | 80 | 24 | 32 |
| CAT50-SF12-80 | 12mm | 80 | 24 | 32 |
| CAT50-SF16-80 | 16mm | 80 | 27 | 34 |
| CAT50-SF20-80 | 20mm | 80 | 33 | 42 |
| CAT50-SF25-100 | 25mm | 100 | 44 | 53 |
| CAT50-SF32-100 | 32mm | 100 | 44 | 53 |

EXTENDED TYPE



| Part Number | D | A | D2 | D3 | D4 | B |
|-------------------|--------|-------|-------|-------|-------|-------|
| CAT50-SF0125-6.30 | 1/8" | 6.30" | 0.39" | 0.71" | 0.90" | 2.00" |
| CAT50-SF0250-5.12 | 1/4" | 5.12" | 0.83" | 1.06" | 1.26" | 1.50" |
| CAT50-SF0250-6.30 | 1/4" | 6.30" | 0.83" | 1.06" | 1.35" | 1.50" |
| CAT50-SF0375-5.12 | 3/8" | 5.12" | 0.94" | 1.26" | 1.43" | 2.00" |
| CAT50-SF0375-6.30 | 3/8" | 6.30" | 0.94" | 1.26" | 1.51" | 2.00" |
| CAT50-SF0500-5.12 | 1/2" | 5.12" | 0.94" | 1.26" | 1.43" | 2.00" |
| CAT50-SF0500-6.30 | 1/2" | 6.30" | 0.94" | 1.26" | 1.51" | 2.00" |
| CAT50-SF0625-5.12 | 5/8" | 5.12" | 1.06" | 1.34" | 1.52" | 1.75" |
| CAT50-SF0625-6.30 | 5/8" | 6.30" | 1.06" | 1.34" | 1.60" | 1.75" |
| CAT50-SF0750-5.12 | 3/4" | 5.12" | 1.30" | 1.65" | 1.80" | 2.25" |
| CAT50-SF0750-6.30 | 3/4" | 6.30" | 1.30" | 1.65" | 1.88" | 2.25" |
| CAT50-SF1000-5.12 | 1" | 5.12" | 1.73" | 2.09" | 2.23" | 2.25" |
| CAT50-SF1000-6.30 | 1" | 6.30" | 1.73" | 2.09" | 2.32" | 2.25" |
| CAT50-SF1250-5.12 | 1.1/4" | 5.12" | 1.73" | 2.09" | 2.23" | 2.25" |
| CAT50-SF1250-6.30 | 1.1/4" | 6.30" | 1.73" | 2.09" | 2.32" | 2.25" |

| Part Number | D | A | D2 | D3 | D4 | B |
|----------------|------|-----|----|----|-------|-------|
| CAT50-SF3-160 | 3mm | 160 | 10 | 18 | 34.18 | 38.12 |
| CAT50-SF6-160 | 6mm | 160 | 21 | 27 | 34.18 | 38.12 |
| CAT50-SF8-160 | 8mm | 160 | 21 | 27 | 34.18 | 38.12 |
| CAT50-SF10-160 | 10mm | 160 | 24 | 32 | 38.29 | 50.83 |
| CAT50-SF12-160 | 12mm | 160 | 24 | 32 | 38.29 | 50.83 |
| CAT50-SF16-160 | 16mm | 160 | 27 | 34 | 40.73 | 44.47 |
| CAT50-SF20-160 | 20mm | 160 | 33 | 42 | 47.85 | 57.18 |
| CAT50-SF25-160 | 25mm | 160 | 44 | 53 | 58.85 | 57.18 |
| CAT50-SF32-160 | 32mm | 160 | 44 | 53 | 58.85 | 57.18 |