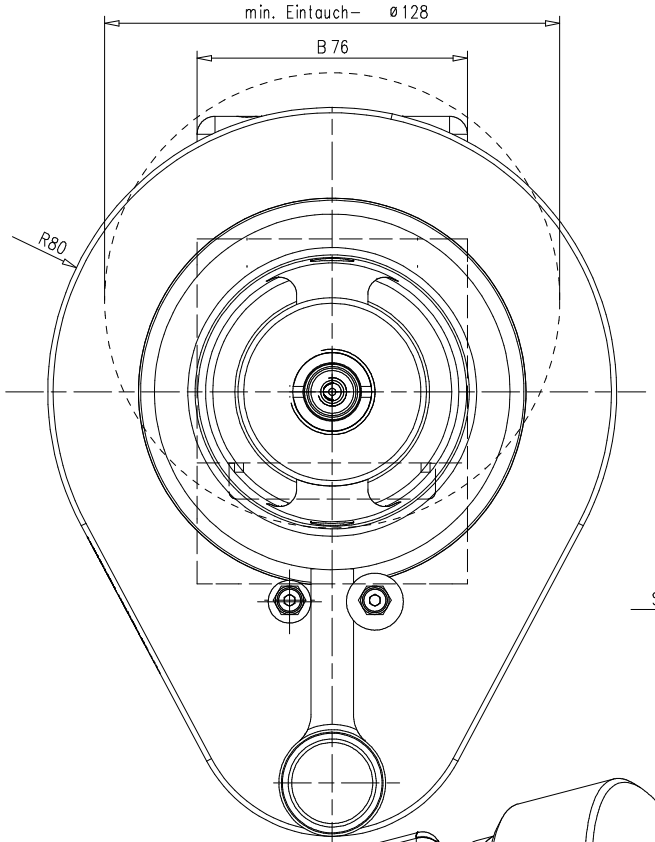

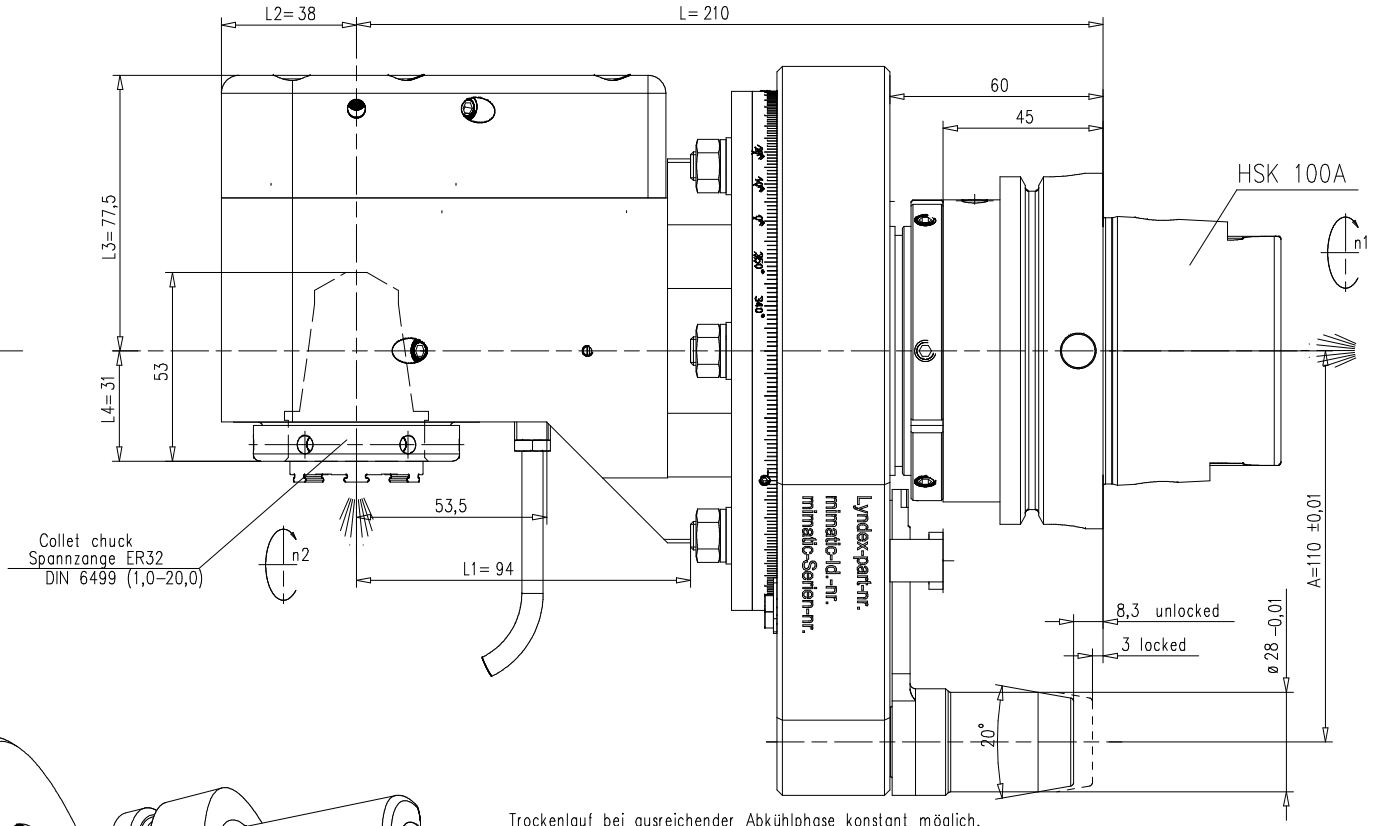

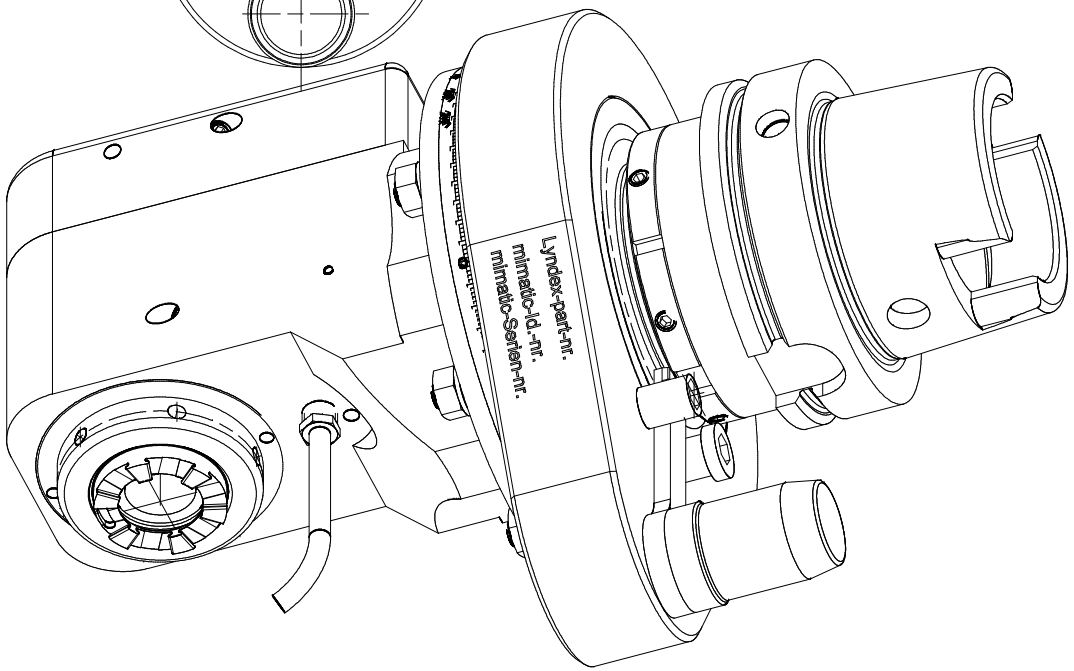

Trockenlauf bei ausreichender Abkühlphase konstant möglich.
keine Druckluft im Kühlmittel-Sytem zulässig
Max. Werkzeugtemperatur 90°C
continuous dry run possible with sufficient cooling phase.
no compressed air allowed in the cooling-system
Max. tool temperature 90°C.

n1(max) = 6000 U/min
n2(max) = 6000 U/min
M (max) = 70 Nm
i(n1/n2) = 1 : 1
p(max) = 70bar
Filterfeinheit: max. 0,05mm
grade of filtration: max. 0,05mm

keine Drehrichtungsumkehr
direction of rotation not reversal

Kühlmittelzufuhr i.K. durch die Spindel
und e.K. über Spritzrohr
internal coolant supply through the spindle
and external coolant supply through pipes

Kopf 360° drehbar
head 360° adjustable

Gewicht ca. 14kg
weight around 14kg

A203667			ID-Nr.	Allg.Tol. ISO 2768-mK		ZW-Bl.	Maßstab 1:1
							Werkstoff: Maßblatt
	manuelle Änderung				Datum	Name	mimatic® Tool Systems
				Bearb.	17.11.2023	Krapp	
				Gepr.	17.11.2023	Krapp	mimatic GmbH 87488 Betzigau – Westendstraße 3
				F/M/Q			Tel.: 0831/57444-0 Fax.: -90
				CAD: C:00180796.SZA			
				Zeichnungs-Nr.: 00062737			WK-ZW7-LN-HSK100-ER32-I
Zust.	Änderung	Datum	Name	Urspr. 00062736			Ersl. f.: Ersl. d.:

Blatt Bl.

It is strictly prohibited to copy, reproduce or develop these drawings to third persons without having our written permission. A copyright violation involves a claim for damages and is indictable if it is premeditative done. - Only for Information.
Will not be replaced if changed!