






NMTB and R8 ER Collet Chucks



- Ball bearing nut with ground collet race
- AT3 or better taper
- Equipped with a left-hand-threaded stop screw

Please note that the maximum RPM listed in our catalog may vary depending on the toolholder shank, weight, balanceability and the G rating.

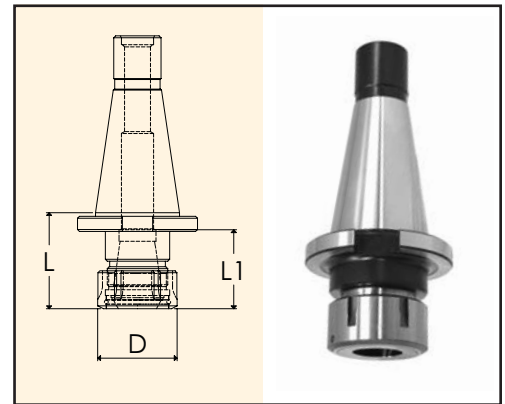
-  **TIR:** < .0001 at collet face
-  **Speed:** up to 23,000 rpm
-  **Set-up:** quick and easy
-  **Coolant-thru:** thru-tool coolant

-  **Drilling**
★★★★☆
-  **Milling**
★★★★☆
-  **Reaming**
★★★★☆
-  **Tapping**
★★★★☆



NMTB30/40/50

Part Number	Taper	Collet Size 	Collet Range	Nut Wrench 	L	L1	D
N3007-0011-2.00	NMTB30	ER11	.019-.275"	011-HEX	2.00"	0.65"	0.75"
N3007-0016-1.77	NMTB30	ER16	.019-.406"	016-SPAN	1.77"	0.87"	1.26"
N4007-0011-2.00	NMTB40	ER11	.019-.275"	011-HEX	2.00"	0.65"	0.75"
N4007-0016-1.77	NMTB40	ER16	.019-.406"	016-SPAN	1.77"	0.87"	1.26"
N4007-0025-2.00	NMTB40	ER25	.039-.629"	025-SPAN	2.00"	1.18"	1.65"
N5007-0016-2.00	NMTB50	ER16	.019-.406"	016-SPAN	2.00"	0.87"	1.26"
N5007-0025-2.00	NMTB50	ER25	.039-.629"	025-SPAN	2.00"	1.18"	1.65"

NMTB shanks are suitable for use with Erickson QC spindles.



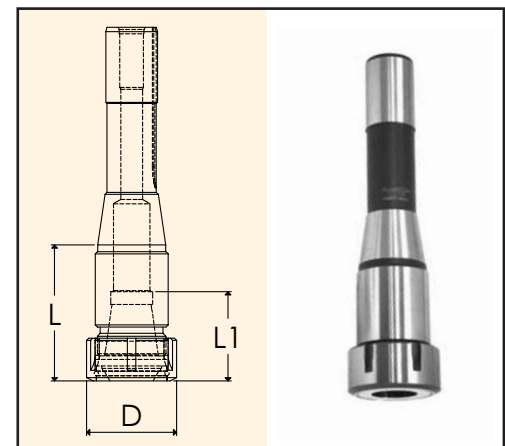
R8

Part Number	Collet Size 	Collet Range	Nut Wrench 	L	L1	D
R8007-0016-1.00	ER16	.019-.406"	016-SPAN	1.00"	2.83"	1.25"
R8007-0020-2.00	ER20	.039-.511"	020-SPAN	2.00"	1.50"	1.38"
R8007-0025-2.50	ER25	.039-.629"	025-SPAN	2.50"	1.64"	1.66"

Note: ER Collet Chucks come with back-up screw.



When removing the back-up screw, ER Collet Chucks have coolant-thru capabilities. No disc, special nut or wrench required!
See ER Coolant Collets on pages 46 - 51.



Accessories:



ER Collets
Pages 46-53



ER Torque Wrench
Page 55



ER Back Up Screw
Page 55



ER Nut
Page 54