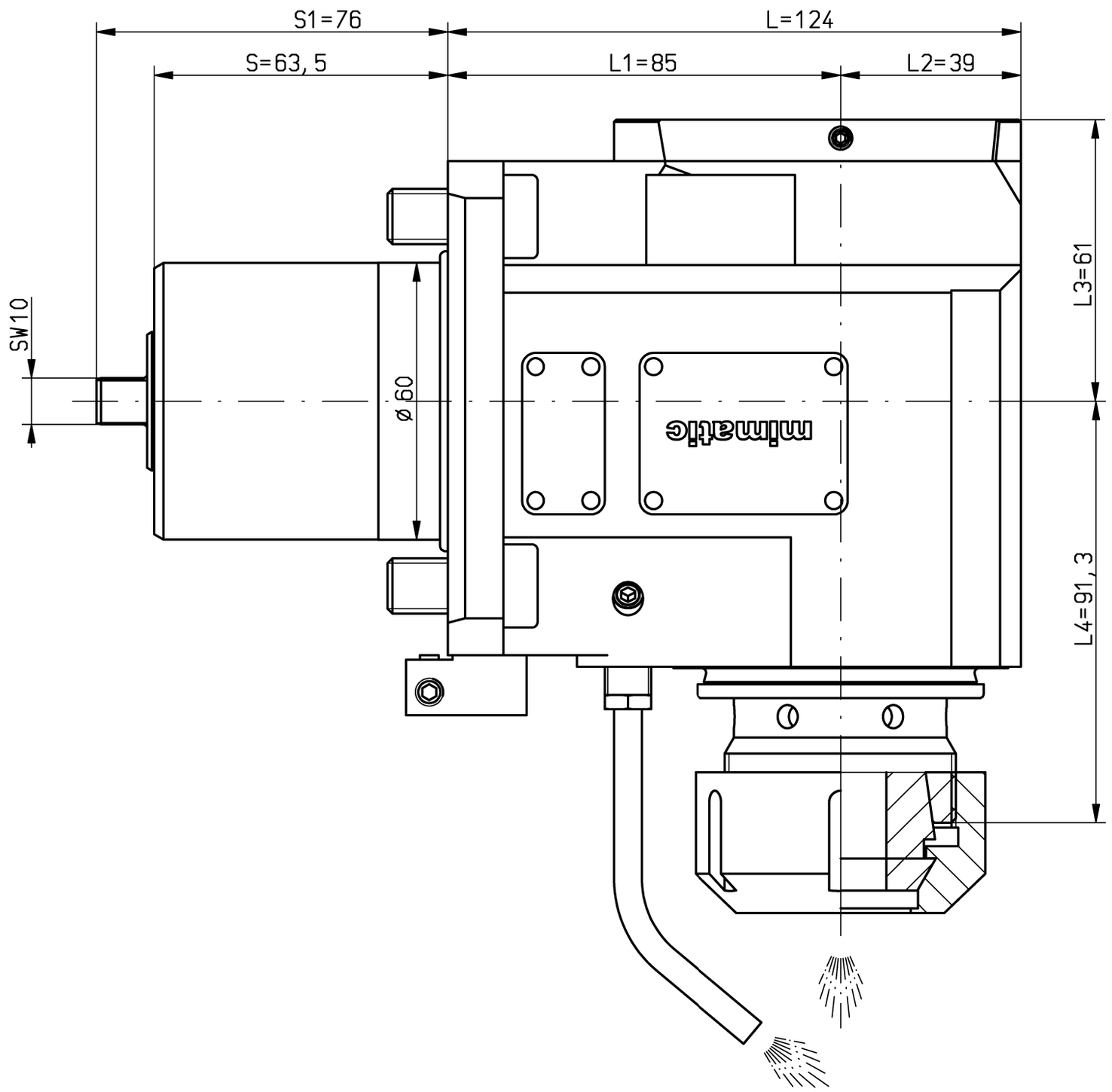

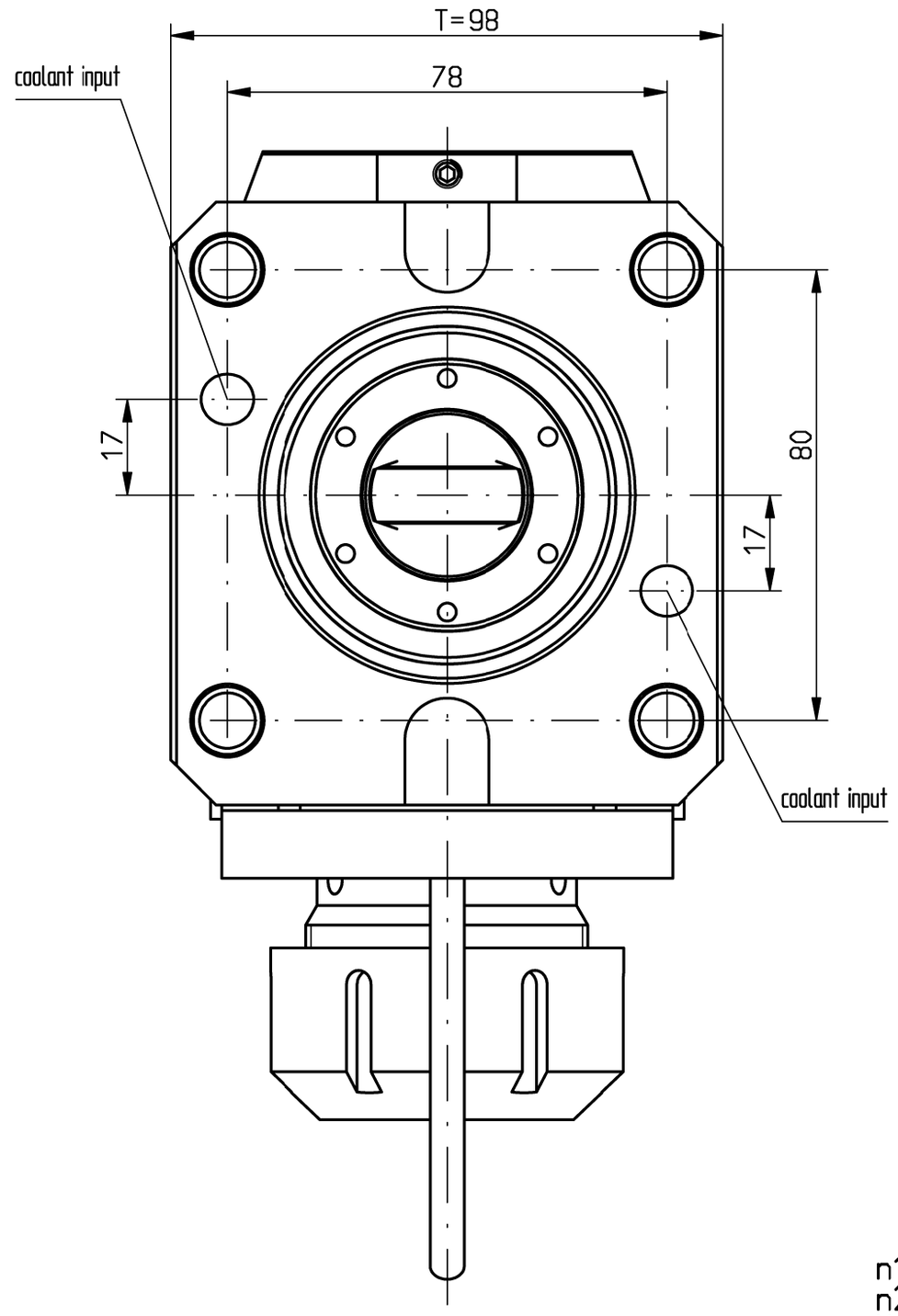

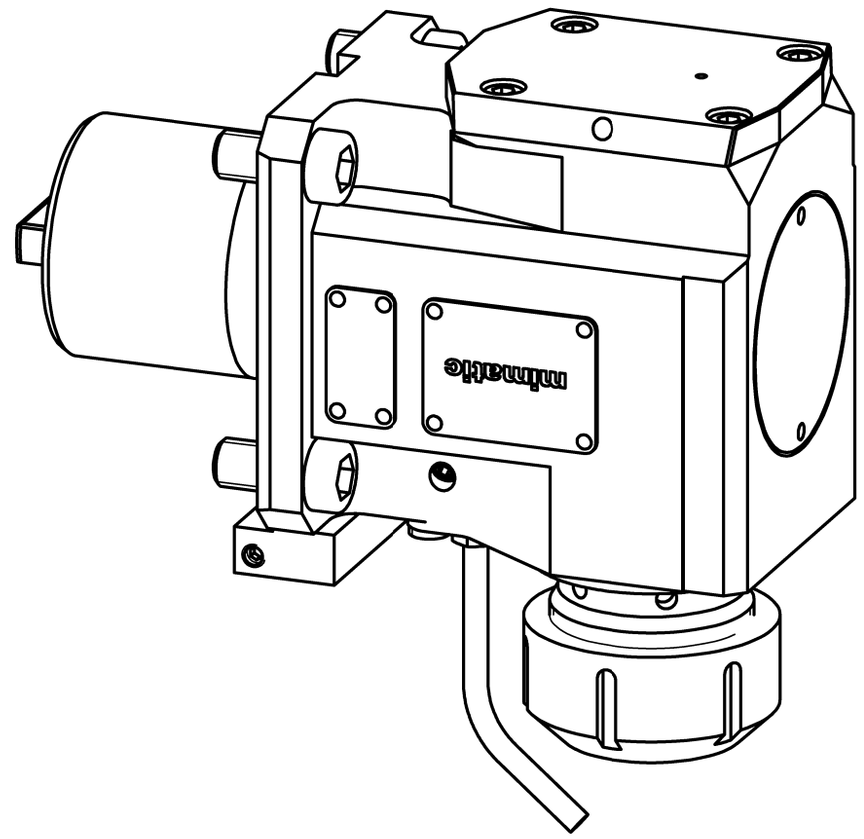

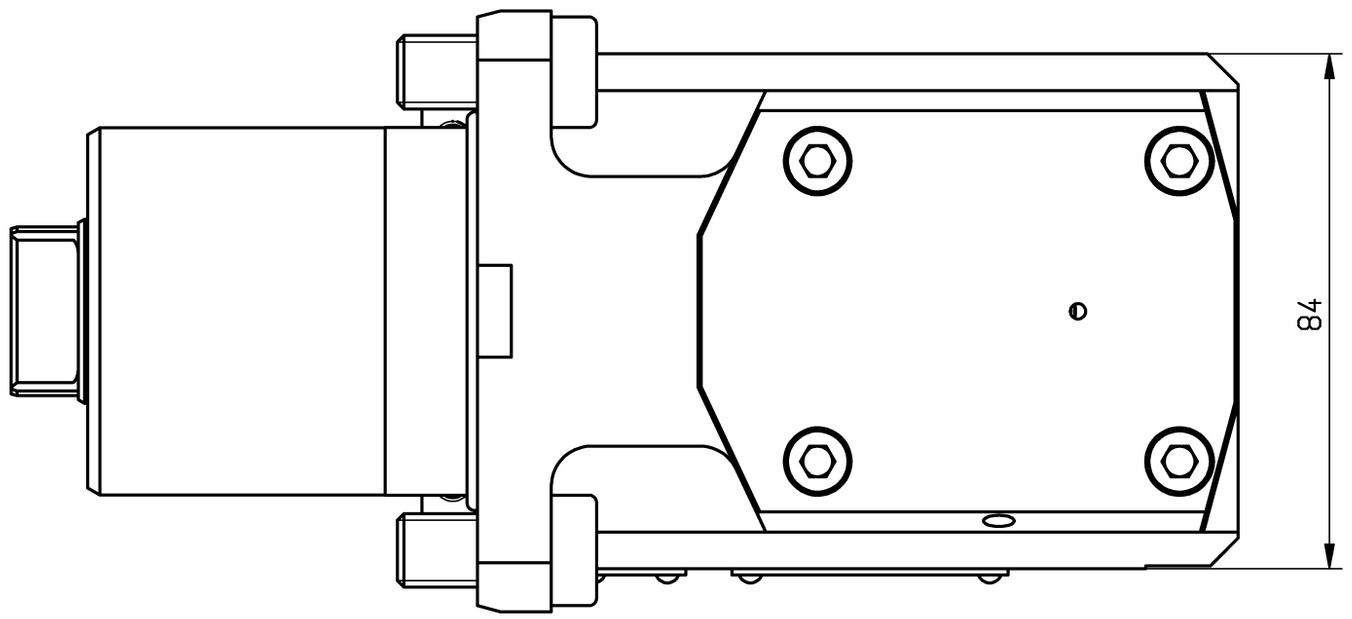

n1(max) = 10.000 U/min
n2(max) = 10.000 U/min
M (max) = 70 Nm
i(n1/n2) = 1 : 1
p(max) = 70bar

keine Drehrichtungsumkehr
direction of rotation not reversal

Kühlmittelzufuhr i.K. durch die Spindel
und e.K. über Spritzrohr
internal coolant supply through the spindle
and external coolant supply through pipes

Gewicht ca. 10kg
weight around 10kg

Kopf 180° gedreht montierbar
head 180° adjusted mountable

Only for information !

When one change, the drawing does not interchange

It is strictly prohibited to copy, reproduce or develop these drawings to third persons without having our written permission. A copyright violation involves a claim for damages and is indictable if it is premediative done.
Fa. mimatic GmbH

A190233	ID-Nr.	Allg.Tol. ISO 2768-m 05.02.2018	ZWN-BL
	manuelle Änderung		
		Datum	Name
		Bearb. 03.02.2017	Holzheu
		Gepr. 05.02.2018	Gessner
		F/M/Q	
		CAD: C:00141899.SZA	
		Zeichnungs-Nr.: 00051391	
01 konstruktive Änderun 05.02.2018 Gessn			
Zust. Änderung Datum Name		Urspr. 00023455	

Maßstab 1:1

Werkstoff:
Maßblatt

mimatic® Tool Systems
mimatic GmbH 87488 Betzigau – Westendstraße 3
Tel.: 0831/57444-0 Fax.: -90

AGW-OK-C-60-ER40U-I
L1=85 S63.5 i=1:1 LB4000EX

Blatt
Bl.

Ers. f.:
Ers. d.: plotserver