

Coolant Proof Micrometer QuantuMike

Bulletin No. 1930



Rapid measurement is achieved thanks to 2 mm* of spindle feed for every thimble revolution!

- * ● Patent registered (in USA)
- Patent pending (in Japan, Europe, and China)

Mitutoyo

Coolant proof micrometer

QuantuMike

Debut of next-generation micrometer delivering thanks to integration of cutting-edge technology

Coolant proof micrometer


QuantuMike

Mitutoyo is proud to have reached its leading position in the micrometer market through a spirit of innovation, imagination and creating added value. The QuantuMike brand of micrometer, inspired by this Mitutoyo Spirit, provides users with an excellent measuring experience with higher speed, quality and stability than ever before owing to the integration of sophisticated manufacturing and processing technologies.



The name QuantuMike is from Quantum and Micrometer, reflecting our belief this tool represents a quantum leap in micrometer ergonomics.

The new global standard QuantuMike



Evolution since the innovation by James Watt in 1772

History of micrometer advancement



1772

Micrometer invented by James Watt (UK)



1937

Mitutoyo success in manufacturing micrometers

performance far beyond users' expectations

Rapid measurement

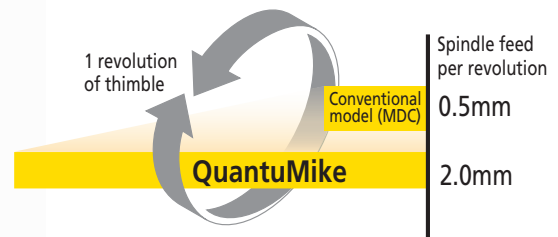
Faster measurement is achieved by using a coarser thread which feeds the spindle by 2mm per revolution of the thimble instead of the standard 0.5mm. This increase in thread lead has been made possible thanks to new high precision thread-cutting and test techniques. Trials show that a reduction in positioning times of 60% and measuring times of 35%* can be obtained, compared with a conventional micrometer.

* According to Mitutoyo's comparison test data for measuring time on typical workpieces.

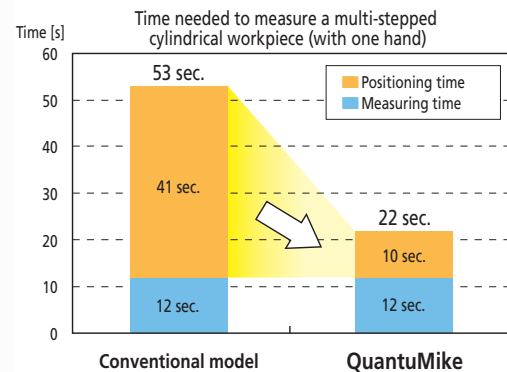


Comparison of measuring time on a stepped workpiece

The time needed to measure 6 diameters on a workpiece, from the smallest to the largest with the micrometer held in one hand, was recorded for a conventional digital micrometer and for the QuantuMike



■ Significant reduction in positioning time



72



1971

Starting production of digital outside micrometers



1979

Starting production of Digimatic micrometers



2003

Development of coolant proof micrometers with IP65 protection



2007

QuantuMike

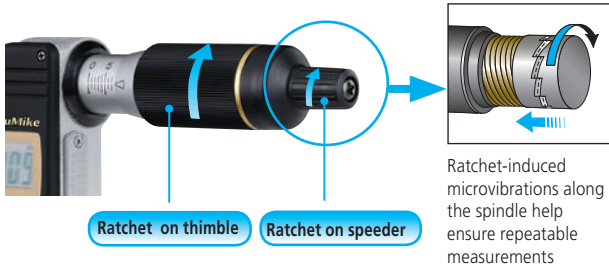
Repeatable measurement*

The patented ratchet thimble mechanism* helps ensure repeatable results by transmitting microvibrations along the spindle to the contact face to provide a constant measuring force and encourage good contact with the workpiece. The ratchet works from the thimble as well as the speeder so it is always easy to use - even when making measurements one-handed. The sound of the ratchet provides the user with a sense of confidence and the speeder



enables the rapid spindle feed needed when measuring widely different dimensions.

- * Patent registered (in USA)
- Patent pending (in Japan, Europe, and China)



Function lock helps prevent error

QuantuMike is equipped with a function lock feature to prevent the origin point being moved by mistake during measurement.



$\pm 1\mu\text{m}/\pm .00005''$ accuracy

Measurements are made to an accuracy* of $\pm 1\mu\text{m}/.00005''$ throughout the range.

*Quantization error of ± 1 count excluded

Graduated sleeve provides confidence check

A graduated scale is provided on the sleeve for use with a reference mark on the thimble so that every millimeter displacement can be checked to provide extra confidence.



Useful application of measured data

A statistical process control system and a measurement network system can be established to share quality information with a model equipped for data output.

Dust/water resistance with IP65 protection level

Excellent resistance against oil, water and dust enables this product to be used in machining situations that include splashing coolant fluid.

Category	Level	Description
Protection against human contact and foreign bodies	6: Sealed against dust	Protection against ingress of dust, complete protection against contact
Protection against water	5: Protection against water	Water jets*1 directed at the enclosure from any direction must not have any harmful effects.

*1: A jet nozzle with an inside diameter of 6.3 mm directs a volume flow of 12.5 liters per minute from a distance of approximately 3 meters onto the enclosure. The test time is 3 minutes or more.



IP65



• Dust-tight and water jet protected IP65



■ Certificate of inspection attached

- A Certificate of Inspection is supplied with each instrument shipped that guarantees the quality of the product. Please note that this certificate cannot be used to obtain a Certificate of Calibration because the purchase date cannot be specified.
- Please let us know if a Certificate of Calibration is required when ordering a micrometer. This certificate is supplied, for a fee, and certifies the traceability of the purchased instrument and of the standard that was used to calibrate that instrument.
- Certificates of inspection and calibration are issued after processing each instrument by special measuring equipment, developed using Mitutoyo's advanced measuring technologies, which feature very small uncertainties of measurement.



CERTIFICATE OF INSPECTION / 検査成績書		Issue No./発行No.	
1. Item/対象製品		08H310A8	
Product name/品名	Digital Micrometer	Measuring range/測定範囲	
Model/型号	MDE-25MAJ	Resolution/最小表示量	
Code No./コードNo.	293-140	Serial No./製造No.	
2. Result of Inspection/検査結果		12345678	
Inspection standard / 検査標準	Mitutoyo standard (J)	Standard temperature/標準温度	
Performance/性能		20 °C	
[μm]			
Flatness of measuring face / 平面度	Arvli / フラット	Permissible error / 許容値	
	Spindle / スピンドル	Measured value / 測定値	
Parallelism of measuring faces / 平行度			
[μm]			
Measuring length / 測定長 (mm)	Permissible error / 許容値	Error / 偏差	Uncertainty of measurement / 測定の不確かさ
0.00	0	0	U = ** (k=2)
4.00	0	0	
10.40	± 1	0	
15.20	0	0	
18.60	0	0	
25.00	+1	0	
Traceable to : NMI/AST by JCSS No.6030/NIST via No.R21/268634-03, No.R21/262688-00 & R21/262133-99 PTB via No.3256/PTB02, No.4386/PTB03			
3. Judgment / 総合判定 Passed / 合格 この検査結果は、当社にて行われたものです。この検査結果は、第三者によるものではありません。校正証明書等詳細にはご利用ください。			
4. QC Manager 江田 洋一			
Mitutoyo Corporation			



SPC Data Output
293-140 (mm)



SPC Data Output
293-141 (mm)



SPC Data Output
293-180 (inch/mm)



SPC Data Output
293-181 (inch/mm)

Common specifications

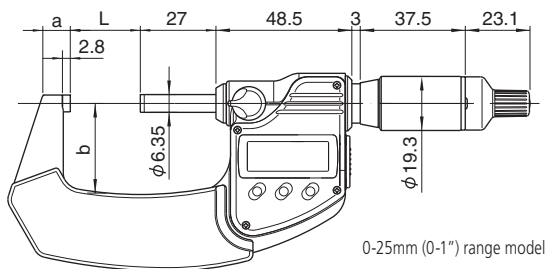
Functions	Origin point setting (ABS length measurement system) Zero setting (INC length measurement system) Hold Function lock Auto power ON/OFF Data output *1 Error alarm
Degree of protection	IP65 (IEC60529)*2
Measuring force	7-12N
Power supply	Button type silver oxide battery (SR44), 1 piece
Position detection system	Electromagnetic rotary sensor *3
Battery life	Approx. 3 years under normal conditions
Standard accessories	Reference bar, 1 piece (not for 0-25mm models) Button type silver oxide battery (SR44, No. 938882), 1 piece Spanner (No. 301336), 1 piece

*1: Applicable only to 293-140/293-141/293-180/293-181

*2: This product is not waterproof. Rustproofing shall be applied after use.

*3: Patent registered (in USA), Patent pending (in Japan, Europe, and China)

Dimensions



Unit: mm

	L	a	b
0-25mm (0-1")	0	9	25
25-50mm (1-2")*	25 (25.4)*	9.8	32

Selective specifications

	Order No.	Measuring range	Resolution	Instrumental error*	Flatness of measuring faces	Parallelism of measuring faces	Weight
SPC data output	293-140	0-25mm	0.001mm	±1μm	0.3μm or less	1μm or less	265g
	293-141	25-50mm					325g
Without SPC data output	293-145	0-25mm	0.001mm	±1μm	0.3μm or less	1μm or less	265g
	293-146	25-50mm					325g
SPC data output	293-180	0-1"/0-25mm	.00005"/0.001mm	±.00005"/±1μm	0.3μm or less	1μm or less	265g
	293-181	1-2"/25-50mm					325g
Without SPC data output	293-185	0-1"/0-25mm	.00005"/0.001mm	±.00005"/±1μm	0.3μm or less	1μm or less	265g
	293-186	1-2"/25-50mm					325g

*Quantization error of ±1 count excluded

Functions

Origin point setting (ABS length measurement system)	Pressing the ORIGIN button resets the ABS origin at the current spindle position.
Zero setting (INC length measurement system)	A brief press on the ZERO/ABS button sets display to zero at the current spindle position and switches to the incremental (INC) measuring mode. A longer press resets to the ABS measuring mode.
Hold	Pressing the HOLD button freezes the current value in the display. This function is useful for preserving a measurement in situations of poor visibility when the instrument must be moved away from the workpiece before the reading can be recorded. A second press unfreezes the display ready for another measurement.
Function lock	This function allows the ORIGIN (origin point setting) function and the ZERO (zero setting) function to be locked to prevent these points being reset accidentally.
Auto power ON/OFF	The reading on the LCD disappears after this instrument is idle for approx. 20 minutes, but the origin point is retained. Turning the spindle causes the reading on the LCD to reappear.
Data output	Models equipped with this function have an output port for transferring measurement data to a Statistical Process Control (SPC) system.
Error alarm	In case of an overflow on the LCD or a computing error, an error message appears on the LCD, and the measuring function stops. This prevents an instrument from giving an erroneous reading. Also, when the battery voltage drops to a certain level the low-battery-voltage alarm annunciator appears well before the micrometer becomes unusable.

■ Optional accessories (Only for models with SPC data output function)

- Connection cable with output switch
No.05CZA662=1m
No.05CZA663=2m



- Input tool (signal conversion)

No. 264-005
(Keyboard)



No. 264-012-10
(USB)



No. 264-007
(RS-232C)



- Digimatic mini processor, DP-1VR
No.264-504-5A
(Data processor for quality control)



MIG-4A



982-548-10A
Front view

MIG-2B



982-547-10A
Front view

■ Optional accessories

- Color speeder sleeve
Color speeder sleeves in black, red, yellow, green, blue, and gray are available for measuring management.

Color	Product No.
Black	No.04GAA899*
Red	No.04GAA900
Yellow	No.04GAA901
Green	No.04GAA902
Blue	No.04GAA903
Gray	No.04AAB208

* Standard



Note: All information regarding our products, and in particular the illustrations, drawings, dimensional and performance data contained in this printed matter as well as other technical data are to be regarded as approximate average values. We therefore reserve the right to make changes to the corresponding designs. The stated standards, similar technical regulations, descriptions and illustrations of the products were valid at the time of printing. In addition, the latest applicable version of our General Trading Conditions will apply. Only quotations submitted by ourselves may be regarded as definitive.

Mitutoyo products are subject to US Export Administration Regulations (EAR). Re-export or relocation of Mitutoyo products may require prior approval by an appropriate governing authority.

Trademarks and Registrations

Designations used by companies to distinguish their products are often claimed as trademarks. In all instances where Mitutoyo America Corporation is aware of a claim, the product names appear in initial capital or all capital letters. The appropriate companies should be contacted for more complete trademark and registration information.

We reserve the right to change specifications and prices without notice.

Coordinate Measuring Machines	_____
Vision Measuring Systems	_____
Form Measurement	_____
Optical Measuring	_____
Sensor Systems	_____
Test Equipment and Seismometers	_____
Digital Scale and DRO Systems	_____
Small Tool Instruments and Data Management	_____

Mitutoyo America Corporation
www.mitutoyo.com
One Number to Serve You Better
1-888-MITUTOYO (1-888-648-8869)

M³ Solution Centers

Aurora, Illinois
(Corporate Headquarters)
(630) 978-6495

Westford, Massachusetts
(978) 692-8765

Huntersville, North Carolina
(704) 875-8332

Mason, Ohio
(513) 754-0709 x4314

Plymouth, Michigan
(734) 738-5534

City of Industry, California
(626) 961-9661 x4215

Kirkland, Washington
(626) 961-9661 x4215

