


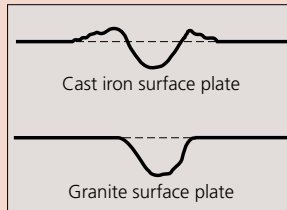
Black Granite Surface Plate

SERIES 517

FEATURES

- Natural granite seasoned for thousands of years is free from deterioration or dimensional change over time.
- Granite surface plate has many advantages over cast iron surface plates:
Twice as hard as cast iron.
Minimal changes in dimension due to temperature changes.
Free from wringing, so there is no interruption of work.
Free from burrs or protrusions because of the fine grain structure and insignificant

- stickiness; this ensures a high degree of flatness over a long service life and causes no damage to other parts or instruments.
- Trouble-free operation for use with magnetic materials.
- Long life and rust-free, resulting in low maintenance costs.
- MITUTOYO Granite Surface Plates meet or exceed Federal Specification GGG-P-463c. Each Surface Plate is shipped with a Certificate of Accuracy which guarantees its accuracy and verifies its traceability to the National Institute of Standards and Technology.
- All plates from 48" x 108" and larger are Machine Base Gray Granite. Smaller plates are Black Granite.
- Surface Plates, to size of specifications other than standard, available on special order.
- Surface Plates, with the bolt screws, available on special order.
- All MITUTOYO Surface Plates shipped F.O.B. Escondido, California.



SPECIFICATIONS

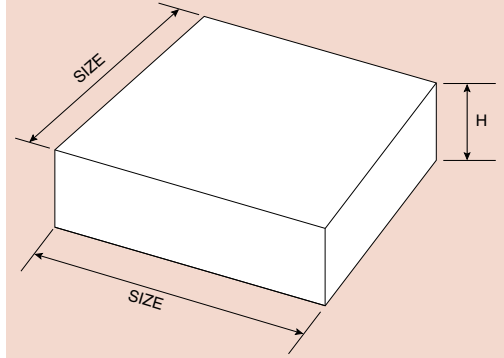
Inch 100 lbs.-Load / sq. ft. no ledge

Size	AA Laboratory Grade				A Inspection Grade				B Shop Grade			
	H	Acc.*	Order No.	Wt.	H	Acc.*	Order No.	Wt.	H	Acc.*	Order No.	Wt.
8 x 12"	3"	50	517-700	30	2"	100	517-800	25	2"	200	517-900	25
9 x 12"	3"	50	517-701	40	3"	100	517-801	40	2"	200	517-901	30
12 x 12"	3"	50	517-702	50	3"	100	517-802	50	3"	200	517-902	50
12 x 18"	4"	50	517-703	100	4"	100	517-803	100	4"	200	517-903	100
18 x 18"	4"	50	517-704	150	4"	100	517-804	150	3"	200	517-904	100
18 x 24"	4"	65	517-705	200	4"	130	517-805	200	4"	260	517-905	200
24 x 24"	5"	70	517-706	310	4"	140	517-806	259	3"	280	517-906	200
24 x 30"	5"	75	517-707	400	5"	150	517-807	400	4"	300	517-907	300
24 x 36"	6"	85	517-708	600	5"	170	517-808	500	4"	340	517-908	400
24 x 48"	8"	150	517-709	1000	6"	300	517-809	800	5"	600	517-909	650
30 x 36"	6"	100	517-710	800	5"	200	517-810	600	5"	400	517-910	600
30 x 48"	8"	150	517-711	1300	6"	300	517-811	1000	6"	600	517-911	1000
30 x 60"	12"	200	517-712	1900	10"	500	517-812	1535	8"	1000	517-912	1150
36 x 36"	6"	100	517-713	900	5"	200	517-813	780	5"	400	517-913	700
36 x 48"	8"	150	517-714	1500	6"	300	517-814	1200	6"	600	517-914	1200
36 x 60"	12"	200	517-715	2850	10"	400	517-815	2350	8"	800	517-915	1900
36 x 72"	12"	250	517-716	3400	10"	500	517-816	2850	8"	1000	517-916	2300
48 x 48"	8"	200	517-717	2025	6"	400	517-817	1525	6"	800	517-917	1500
48 x 60"	12"	250	517-718	3800	10"	500	517-818	3150	8"	1000	517-918	2525
48 x 72"	12"	300	517-719	4500	10"	600	517-819	3800	8"	1200	517-919	3050
48 x 84"	14"	350	517-720	6150	12"	700	517-820	5325	10"	1400	517-920	4450
48 x 96"	14"	400	517-721	7000	12"	800	517-821	6050	10"	1600	517-921	5150
48 x 108"	14"	500	517-722	7900	12"	1000	517-822	6830	10"	2000	517-922	5700
48 x 120"	18"	700	517-723	11300	16"	1400	517-823	10160	14"	2800	517-923	8800
48 x 144"	18"	800	517-724	13500	16"	1600	517-824	12200	14"	3200	517-924	10500
60 x 60"	14"	250	517-725	5500	12"	500	517-825	4800	10"	1000	517-925	4000
60 x 72"	14"	350	517-726	6600	12"	700	517-826	5750	10"	1400	517-926	4900
60 x 96"	14"	500	517-727	8800	12"	1000	517-827	7600	10"	2000	517-927	6500
60 x 120"	16"	700	517-728	11050	14"	1400	517-828	11100	12"	2800	517-928	9800
60 x 144"	18"	900	517-729	16950	16"	1800	517-829	15100	14"	3600	517-929	14200
72 x 72"	14"	400	517-730	8000	12"	800	517-830	7000	10"	1600	517-930	5700
72 x 96"	16"	500	517-731	12025	14"	1000	517-831	10800	12"	2000	517-931	9200
72 x 120"	16"	700	517-732	15070	14"	1400	517-832	13400	12"	2800	517-932	11400
72 x 144"	18"	1000	517-733	20300	16"	2000	517-833	18100	14"	4000	517-933	15900

* Accuracies shown in microinches (µin)

Inch 50 lbs.-Load / sq. ft. no ledge

Size	AA Laboratory Grade				A Inspection Grade				B Shop Grade			
	H	Acc.	Order No.	Wt.	H	Acc.	Order No.	Wt.	H	Acc.	Order No.	Wt.
8 x 12"	2"	50	517-740	25	2"	100	517-840	25	2"	200	517-940	25
12 x 18"	3"	50	517-741	80	3"	100	517-841	80	2"	200	517-941	60
18 x 24"	4"	65	517-742	200	3"	130	517-842	165	2"	260	517-942	100
24 x 36"	5"	85	517-743	500	4"	170	517-843	400	3"	340	517-943	300
36 x 48"	6"	150	517-746	1200	5"	300	517-846	1000	4"	600	517-946	800



Steel Stands

Steel Stands for supporting Black Granite Surface Plates, at working levels, are available either stationary or with casters. Sizes and weights are given below.



SPECIFICATIONS

Size	Stationary		With Casters	
	Order No.	Wt.	Order No.	Wt.
12 x 18"	517-950	42lbs	517-950-1	46lbs
18 x 18"	517-951	46lbs	517-951-1	50lbs
18 x 24"	517-952	50lbs	517-952-1	56lbs
24 x 24"	517-954	65lbs	517-954-1	69lbs
24 x 30"	517-955	70lbs	517-955-1	74lbs
24 x 36"	517-956	73lbs	517-956-1	77lbs
24 x 48"	517-957	90lbs	517-957-1	94lbs
30 x 36"	517-960	85lbs	517-960-1	89lbs
30 x 48"	517-961	95lbs	517-961-1	99lbs
30 x 60"	517-962	105lbs	517-962-1	109lbs
36 x 36"	517-963	95lbs	517-963-1	99lbs
36 x 48"	517-964	105lbs	517-964-1	109lbs
36 x 60"	517-965	160lbs	517-965-1	164lbs
36 x 72"	517-966	180lbs	517-966-1	184lbs
48 x 48"	517-967	190lbs	517-967-1	194lbs
48 x 60"	517-968	200lbs	517-968-1	204lbs
48 x 72"	517-969	205lbs	517-969-1	209lbs
48 x 84"	517-970	320lbs	517-970-1	324lbs
48 x 96"	517-971	335lbs	517-971-1	339lbs
48 x 108"	517-972	350lbs	517-972-1	354lbs
48 x 120"	517-973	365lbs	517-973-1	369lbs
48 x 144"	517-974	430lbs	517-974-1	434lbs
60 x 60"	517-975	245lbs		
60 x 72"	517-976	340lbs		
60 x 96"	517-977	375lbs		
60 x 120"	517-978	455lbs		
60 x 144"	517-979	480lbs		
72 x 72"	517-980	380lbs		
72 x 96"	517-981	465lbs		
72 x 120"	517-982	510lbs		
72 x 144"	517-983	530lbs		

Note: The total height of stand and granite plate is 36". If ordering only stand, stand height will be made according to a Grade A granite plate thickness.