




























End Mills: Illustrated Index

List No.	Item	Page	Inch/ Metric	Feature
----------	------	------	-----------------	---------

Carbide Routers

500		644	Inch	2 Flute, Straight
502		644	Inch	3 Flute, Straight
501	 UPGRADED! Available While Supplies Last	644	Inch	2 Flute, LHS/RHC
503	 UPGRADED! Available While Supplies Last	644	Inch	3 Flute, LHS/RHC
640		645	Inch	Fiberglass Routers, Diamond Cut



Carbide Burs 1/4" Shank

801		647	Inch/Metric	Cylindrical, Medium Tough Cut
901		648	Inch/Metric	Cylindrical, Medium Right Hand Spiral
802		647	Inch/Metric	Cylindrical Ball End, Medium Tough Cut
902		648	Inch/Metric	Cylindrical Ball End, Medium Right Hand Spiral
803		647	Inch/Metric	Round Nose Tree, Medium Tough Cut
903		648	Inch/Metric	Round Nose Tree, Medium Right Hand Spiral
804		649	Inch/Metric	Pointed Tree, Medium Tough Cut
904		650	Inch/Metric	Pointed Tree, Medium Right Hand Spiral
805		649	Inch/Metric	Pointed Cone, Medium Tough Cut
905		650	Inch/Metric	Pointed Cone, Medium Right Hand Spiral
806		649	Inch/Metric	Egg Shape, Medium Tough Cut
906		650	Inch/Metric	Egg Shape, Medium Right Hand Spiral
807		651	Inch/Metric	14° Included Angle, Medium Tough Cut
907		652	Inch/Metric	14° Included Angle, Medium Right Hand Spiral
808		651	Inch/Metric	Ball Shape, Medium Tough Cut
908		652	Inch/Metric	Ball Shape, Medium Right Hand Spiral
849		651	Inch/Metric	90° Cone, Medium Tough Cut
949		652	Inch/Metric	90° Cone, Medium Right Hand Spiral
850		653	Inch/Metric	60° Cone, Medium Tough Cut
950		654	Inch/Metric	60° Cone, Medium Right Hand Spiral
851		653	Inch/Metric	Flame Shape, Medium Tough Cut
951		654	Inch/Metric	Flame Shape, Medium Right Hand Spiral











End Mills: *Illustrated Index*

List No.	Item	Page	Inch/ Metric	Feature
----------	------	------	-----------------	---------








Carbide Burs 1/4" Shank

852		653	Inch	Inverted Taper, Medium Tough Cut
952		654	Inch	Inverted Taper, Medium Right Hand Spiral







Carbide Burs 6" Long Shank

861		655	Inch/Metric	Cylindrical, Medium Tough Cut
961		656	Inch/Metric	Cylindrical, Medium Right Hand Spiral
862		655	Inch/Metric	Cylindrical Ball End, Medium Tough Cut
962		656	Inch/Metric	Cylindrical Ball End, Medium Right Hand Spiral
863		655	Inch/Metric	Round Nose Tree, Medium Tough Cut
963		656	Inch/Metric	Round Nose Tree, Medium Right Hand Spiral
867		657	Inch/Metric	14° Included Angle, Medium Tough Cut
967		658	Inch/Metric	14° Included Angle, Medium Right Hand Spiral
868		657	Inch/Metric	Ball Shape, Medium Tough Cut
968		658	Inch/Metric	Ball Shape, Medium Right Hand Spiral

Carbide Burs For Aluminum

881		659	Inch/Metric	Cylindrical
882		657	Inch/Metric	Cylindrical Ball End
883		659	Inch/Metric	Round Nose Tree
885		660	Inch/Metric	Flame Shape
886		660	Inch/Metric	Egg Shape
887		660	Inch/Metric	14° Included Angle
888		660	Inch/Metric	Ball Shape


Carbide Burs 1/2" O.A.L.

800		661-662	Inch/Metric	Tough Cut
900		663-664	Inch/Metric	Medium Right Hand Spiral
815		665	Inch/Metric	Tough Cut
915		666	Inch/Metric	Medium Right Hand Spiral
820		667	Inch/Metric	Tough Cut
920		668	Inch/Metric	Medium Right Hand Spiral

Carbide

Burs

Shapes & SCTI Identification



Series SA
Cylindrical



Series SC
Cylindrical Ball
Nose



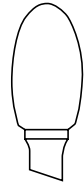
Series SF
Round Nose Tree



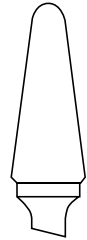
Series SG
Pointed Tree




Series SM
Pointed Cone



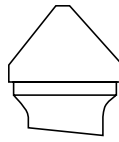
Series SE
Egg Shape



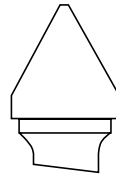
Series SL
14 Degree
Included Angle




Series SD
Ball Shape



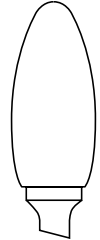
Series SK
90 Degree
Included Angle



Series SJ
60 Degree
Included Angle



Series SN
Inverted Taper




Series SH
Flame Shape

Styles of Cut


Medium Tough Cut

Engineered specifically for tough applications. Tough cut insures faster, splinter-free cutting in weld and alloy castings with increased tool life.



Medium Right Hand Spiral

General purpose, recommended where fair stock removal and smooth finish are required.



Aluminum Cut

Designed for use on aluminum, non-ferrous metals, soft steel, reinforced plastics, and other soft materials.



Recommended Cutting Speeds for Carbide Burs

Diameter	RPM	Maximum RPM
1/16"	55,000 - 85,000	90,000
3/32"	50,000 - 60,000	85,000
1/8"	35,000 - 65,000	80,000
3/16"	30,000 - 55,000	75,000
1/4"	25,000 - 50,000	70,000
5/16"	18,000 - 38,000	65,000
3/8"	17,000 - 38,000	63,000
7/16"	13,000 - 37,000	55,000
1/2"	14,000 - 36,000	50,000
5/8"	11,000 - 23,000	40,000
3/4"	8,000 - 19,000	30,000
1"	7,000 - 18,000	25,000

NOTE: Use lower speeds when cutting harder ferrous materials and higher speeds for softer non-ferrous materials.

Coarse and Fine Cuts are available on request.

1/4" Shank

Series 801 — Cylindrical

Inch

Medium Tough Cut	EDP Number	Style	Dia.	Flute Length
	801-1250	SA-11	1/8	1/2
	801-1875	SA-14	3/16	5/8
	801-2500	SA-1	1/4	5/8
	801-3125	SA-2	5/16	3/4
	801-3750	SA-3	3/8	3/4
	801-4375	SA-4	7/16	1
	801-5001	SA-5F	1/2	1/2
	801-5000	SA-5	1/2	1
	801-6250	SA-6	5/8	1
	801-7500	SA-16	3/4	3/4
	801-7501	SA-7	3/4	1
	801-1000	SA-9	1	1

For end cut add EC to EDP no.

6mm Shank

Metric

Medium Tough Cut	EDP Number	Style	Dia.	Flute Length
	801-1250-60	SA-11	3	12
	801-1875-60	SA-14	5	16
	801-2362	SA-1	6	16
	801-3125-60	SA-2	8	19
	801-3750-60	SA-3	9	19
	801-4375-60	SA-4	11	25
	801-5001-60	SA-5F	12	12
	801-5000-60	SA-5	12	25
	801-6250-60	SA-6	16	25
	801-7500-60	SA-16	19	19
	801-7501-60	SA-7	19	25
	801-1000-60	SA-9	25	25

For end cut add EC to EDP no.

Series 802 — Cylindrical Ball End

Inch

Medium Tough Cut	EDP Number	Style	Dia.	Flute Length
	802-1250	SC-11	1/8	1/2
	802-1875	SC-14	3/16	5/8
	802-2500	SC-1	1/4	5/8
	802-3125	SC-2	5/16	3/4
	802-3750	SC-3	3/8	3/4
	802-4375	SC-4	7/16	1
	802-5000	SC-5	1/2	1
	802-6250	SC-6	5/8	1
	802-7500	SC-7	3/4	1

Metric

Medium Tough Cut	EDP Number	Style	Dia.	Flute Length
	802-1250-60	SC-11	3	12
	802-1875-60	SC-14	5	16
	802-2362	SC-1	6	16
	802-3125-60	SC-2	8	19
	802-3750-60	SC-3	9	19
	802-4375-60	SC-4	11	25
	802-5000-60	SC-5	12	25
	802-6250-60	SC-6	16	25
	802-7500-60	SC-7	19	25

Series 803 — Round Nose Tree

Inch

Medium Tough Cut	EDP Number	Style	Dia.	Flute Length
	803-2500	SF-1	1/4	5/8
	803-3750	SF-3	3/8	3/4
	803-5001	SF-13	1/2	3/4
	803-5000	SF-5	1/2	1
	803-6250	SF-6	5/8	1
	803-7500	SF-7	3/4	1
	803-7501	SF-14	3/4	1-1/4
	803-7502	SF-15	3/4	1-1/2

*Indicates solid 1/4" carbide shank 2" OAL; all others have 1/4" diameter hardened steel shank (3/8" diameter shanks available).

Metric

Medium Tough Cut	EDP Number	Style	Dia.	Flute Length
	803-2362	SF-1	6	16
	803-3750-60	SF-3	9	19
	803-5001-60	SF-13	12	19
	803-5000-60	SF-5	12	25
	803-6250-60	SF-6	16	25
	803-7500-60	SF-7	19	25
	803-7501-60	SF-14	19	31
	803-7502-60	SF-15	19	38

*Indicates solid 6mm carbide shank 50mm OAL; all others have 6mm diameter hardened steel shank (9mm diameter shanks available).




Carbide

Burs

1/4" Shank

Series 901 — Cylindrical


Inch

Medium Right Hand Spiral	EDP Number	Style	Dia.	Flute Length
	901-1250	SA-11	1/8	1/2
	901-1875	SA-14	3/16	5/8
	901-2500	SA-1	1/4	5/8
	901-3125	SA-2	5/16	3/4
	901-3750	SA-3	3/8	3/4
	901-4375	SA-4	7/16	1
	901-5001	SA-5F	1/2	1/2
	901-5000	SA-5	1/2	1
	901-6250	SA-6	5/8	1
	901-7500	SA-16	3/4	3/4
	901-7501	SA-7	3/4	1
	901-1000	SA-9	1	1

For end cut add EC to EDP no.

6mm Shank


Metric

Medium Right Hand Spiral	EDP Number	Style	Dia.	Flute Length
	901-1250-60	SA-11	3	12
	901-1875-60	SA-14	5	16
	901-2362	SA-1	6	16
	901-3125-60	SA-2	8	19
	901-3750-60	SA-3	9	19
	901-4375-60	SA-4	11	25
	901-5001-60	SA-5F	12	12
	901-5000-60	SA-5	12	25
	901-6250-60	SA-6	16	25
	901-7500-60	SA-16	19	19
	901-7501-60	SA-7	19	25
	901-1000-60	SA-9	25	25


For end cut add EC to EDP no.

Series 902 — Cylindrical Ball End

Inch


Medium Right Hand Spiral	EDP Number	Style	Dia.	Flute Length
	902-1250	SC-11	1/8	1/2
	902-1875	SC-14	3/16	5/8
	902-2500	SC-1	1/4	5/8
	902-3125	SC-2	5/16	3/4
	902-3750	SC-3	3/8	3/4
	902-4375	SC-4	7/16	1
	902-5000	SC-5	1/2	1
	902-6250	SC-6	5/8	1
	902-7500	SC-7	3/4	1

Metric

Medium Right Hand Spiral	EDP Number	Style	Dia.	Flute Length
	902-1250-60	SC-11	3	12
	902-1875-60	SC-14	5	16
	902-2362	SC-1	6	16
	902-3125-60	SC-2	8	19
	902-3750-60	SC-3	9	19
	902-4375-60	SC-4	11	25
	902-5000-60	SC-5	12	25
	902-6250-60	SC-6	16	25
	902-7500-60	SC-7	19	25


Series 903 — Round Nose Tree

Inch

Medium Right Hand Spiral	EDP Number	Style	Dia.	Flute Length	
	903-2500	SF-1	1/4	5/8	
	903-3750	SF-3	3/8	3/4	
	903-5001	SF-13	1/2	3/4	
	903-5000	SF-5	1/2	1	
	903-6250	SF-6	5/8	1	
	903-7500	SF-7	3/4	1	
	903-7501	SF-14	3/4	1-1/4	
	903-7502	SF-15	3/4	1-1/2	

*Indicates solid 1/4" carbide shank 2" OAL; all others have 1/4" diameter hardened steel shank (3/8" diameter shanks available).

Metric


Medium Right Hand Spiral	EDP Number	Style	Dia.	Flute Length	
	903-2362	SF-1	6	16	
	903-3750-60	SF-3	9	19	
	903-5001-60	SF-13	12	19	
	903-5000-60	SF-5	12	25	
	903-6250-60	SF-6	16	25	
	903-7500-60	SF-7	19	25	
	903-7501-60	SF-14	19	32	
	903-7502-60	SF-15	19	38	

*Indicates solid 6mm carbide shank 50mm OAL; all others have 6mm diameter hardened steel shank (9mm diameter shanks available).




1/4" Shank Series 804 — Pointed Tree

Inch

Medium Tough Cut	EDP Number	Style	Dia.	Flute Length
	804-2500	SG-1	1/4	5/8
	804-3125	SG-2	5/16	3/4
	804-3750	SG-3	3/8	3/4
	804-5001	SG-13	1/2	3/4
	804-5000	SG-5	1/2	1
	804-6250	SG-6	5/8	1
	804-7500	SG-7	3/4	1
	804-7501	SG-15	3/4	1-1/2


6mm Shank

Metric


Medium Tough Cut	EDP Number	Style	Dia.	Flute Length
	804-2362	SG-1	6	16
	804-3125-60	SG-2	8	19
	804-3750-60	SG-3	9	19
	804-5001-60	SG-13	12	19
	804-5000-60	SG-5	12	25
	804-6250-60	SG-6	16	25
	804-7500-60	SG-7	19	25
	804-7501-60	SG-15	19	38

Series 805 — Pointed Cone

Inch


Medium Tough Cut	EDP Number	Style	Dia.	Flute Length	Incl. Ang. Deg.
	805-2500	SM-1	1/4	1/2	22
	805-2501	SM-2	1/4	3/4	14
	805-2502	SM-3	1/4	1	10
	805-3750	SM-4	3/8	5/8	28
	805-5000	SM-5	1/2	7/8	28
	805-6250	SM-6	5/8	1	31

Metric


Medium Tough Cut	EDP Number	Style	Dia.	Flute Length	Incl. Ang. Deg.
	805-2362	SM-1	6	12	22
	805-2363	SM-2	6	19	14
	805-2364	SM-3	6	25	10
	805-3750-60	SM-4	9	16	28
	805-5000-60	SM-5	12	22	28
	805-6250-60	SM-6	16	25	31

Series 806 — Egg Shape

Inch

Medium Tough Cut	EDP Number	Style	Dia.	Flute Length
	806-2500	SE-1	1/4	3/8
	806-3750	SE-3	3/8	5/8
	806-5000	SE-5	1/2	7/8
	806-6250	SE-6	5/8	1
	806-7500	SE-7	3/4	1

Metric

Medium Tough Cut	EDP Number	Style	Dia.	Flute Length
	806-2362	SE-1	6	9
	806-3750-60	SE-3	9	16
	806-5000-60	SE-5	12	22
	806-6250-60	SE-6	16	25
	806-7500-60	SE-7	19	25

*Indicates solid 1/4" carbide shank 2" OAL; all others have 1/4" diameter hardened steel shank (3/8" diameter shanks available).

*Indicates solid 6mm carbide shank 50mm OAL; all others have 6mm diameter hardened steel shank (9mm diameter shanks available).




Carbide

Burs

1/4" Shank


Series 904 — Pointed Tree

Inch

Medium Right Hand Spiral	EDP Number	Style	Dia.	Flute Length
	904-2500	SG-1	1/4	5/8
	904-3125	SG-2	5/16	3/4
	904-3750	SG-3	3/8	3/4
	904-5001	SG-13	1/2	3/4
	904-5000	SG-5	1/2	1
	904-6250	SG-6	5/8	1
	904-7500	SG-7	3/4	1
	904-7501	SG-15	3/4	1-1/2


6mm Shank

Metric


Medium Right Hand Spiral	EDP Number	Style	Dia.	Flute Length
	904-2362	SG-1*	6	16
	904-3125-60	SG-2	8	19
	904-3750-60	SG-3	9	19
	904-5001-60	SG-13	12	19
	904-5000-60	SG-5	12	25
	904-6250-60	SG-6	16	25
	904-7500-60	SG-7	19	25
	904-7501-60	SG-15	19	38

Series 905 — Pointed Cone

Inch


Medium Right Hand Spiral	EDP Number	Style	Dia.	Flute Length	Incl. Ang. Deg.
	905-2500	SM-1	1/4	1/2	22
	905-2501	SM-2	1/4	3/4	14
	905-2502	SM-3	1/4	1	10
	905-3750	SM-4	3/8	5/8	28
	905-5000	SM-5	1/2	7/8	28
	905-6250	SM-6	5/8	1	31

Metric


Medium Right Hand Spiral	EDP Number	Style	Dia.	Flute Length	Incl. Ang. Deg.
	905-2362	SM-1	6	12	22
	905-2363	SM-2	6	19	14
	905-2364	SM-3	6	25	10
	905-3750-60	SM-4	9	16	28
	905-5000-60	SM-5	12	22	28
	905-6250-60	SM-6	16	25	31

Series 906 — Egg Shape

Inch

Medium Right Hand Spiral	EDP Number	Style	Dia.	Flute Length
	906-2500	SE-1	1/4	3/8
	906-3750	SE-3	3/8	5/8
	906-5000	SE-5	1/2	7/8
	906-6250	SE-6	5/8	1
	906-7500	SE-7	3/4	1

Metric

Medium Right Hand Spiral	EDP Number	Style	Dia.	Flute Length
	906-2362	SE-1	6	9
	906-3750-60	SE-3	16	16
	906-5000-60	SE-5	22	22
	906-6250-60	SE-6	25	25
	906-7500-60	SE-7	25	25

*Indicates solid 1/4" carbide shank 2" OAL; all others have 1/4" diameter hardened steel shank (3/8" diameter shanks available).


*Indicates solid 6mm carbide shank 50mm OAL; all others have 6mm diameter hardened steel shank (9mm diameter shanks available).



1/4" Shank


Series 807 — 14° Included Angle

Inch

Medium Tough Cut	EDP Number	Style	Dia.	Flute Length	Incl. Ang. Deg.
	807-2500	SL-1	1/4	5/8	14
	807-3125	SL-2	5/16	7/8	14
	807-3750	SL-3	3/8	1-1/16	14
	807-5000	SL-4	1/2	1-1/8	14
	807-6250	SL-5	5/8	1-5/16	14
	807-7500	SL-7	3/4	1-1/2	14


6mm Shank

Metric


Medium Tough Cut	EDP Number	Style	Dia.	Flute Length	Incl. Ang. Deg.
	807-2362	SL-1	6	16	14
	807-3125-60	SL-2	8	22	14
	807-3750-60	SL-3	9	26	14
	807-5000-60	SL-4	12	28	14
	807-6250-60	SL-5	16	33	14
	807-7500-60	SL-7	19	38	14

Series 808 — Ball Shape

Inch


Medium Tough Cut	EDP Number	Style	Dia.
	808-1250	SD-11	1/8
	808-1875	SD-14	3/16
	808-2500	SD-1	1/4
	808-3125	SD-2	5/16
	808-3750	SD-3	3/8
	808-5000	SD-5	1/2
	808-6250	SD-6	5/8
	808-7500	SD-7	3/4
	808-1000	SD-9	1

Metric

Medium Tough Cut	EDP Number	Style	Dia.
	808-1250-60	SD-11	3
	808-1875-60	SD-14	5
	808-2362	SD-1	6
	808-3125-60	SD-2	8
	808-3750-60	SD-3	9
	808-5000-60	SD-5	12
	808-6250-60	SD-6	16
	808-7500-60	SD-7	19
	808-1000-60	SD-9	25


Series 849 — 90° Cone

Inch

Medium Tough Cut	EDP Number	Style	Dia.	Flute Length	Incl. Ang. Deg.
	849-2500	SK-1	1/4	90	22
	849-3750	SK-3	3/8	90	14
	849-5000	SK-5	1/2	90	10
	849-6250	SK-6	5/8	90	28
	849-7500	SK-7	3/4	90	28
	849-1000	SK-9	1	90	31

*Indicates solid 1/4" carbide shank 2" OAL; all others have 1/4" diameter hardened steel shank (3/8" diameter shanks available).

Metric

Medium Tough Cut	EDP Number	Style	Dia.	Flute Length	Incl. Ang. Deg.
	849-2362	SK-1	6	90	22
	849-3750-60	SK-3	9	90	14
	849-5000-60	SK-5	12	90	10
	849-6250-60	SK-6	16	90	28
	849-7500-60	SK-7	19	90	28
	849-1000-60	SK-9	25	90	31

*Indicates solid 6mm carbide shank 50mm OAL; all others have 6mm diameter hardened steel shank (9mm diameter shanks available).




Carbide

Burs

1/4" Shank


Series 907 — 14° Included Angle

Inch

Medium Right Hand Spiral	EDP Number	Style	Dia.	Flute Length	Incl. Ang. Deg.
	907-2500	SL-1	1/4	5/8	14
	907-3125	SL-2	5/16	7/8	14
	907-3750	SL-3	3/8	1-1/16	14
	907-5000	SL-4	1/2	1-1/8	14
	907-6250	SL-5	5/8	1-5/16	14
	907-7500	SL-7	3/4	1-1/2	14


6mm Shank

Metric


Medium Right Hand Spiral	EDP Number	Style	Dia.	Flute Length	Incl. Ang. Deg.
	907-2362	SL-1	6	16	14
	907-3125-60	SL-2	8	22	14
	907-3750-60	SL-3	9	26	14
	907-5000-60	SL-4	12	28	14
	907-6250-60	SL-5	16	33	14
	907-7500-60	SL-7	19	38	14

Series 908 — Ball Shape

Inch


Medium Right Hand Spiral	EDP Number	Style	Dia.
	908-1250	SD-11	1/8
	908-1875	SD-14	3/16
	908-2500	SD-1	1/4
	908-3125	SD-2	5/16
	908-3750	SD-3	3/8
	908-5000	SD-5	1/2
	908-6250	SD-6	5/8
	908-7500	SD-7	3/4
	908-1000	SD-9	1

Metric


Medium Right Hand Spiral	EDP Number	Style	Dia.
	908-1250-60	SD-11	3
	908-1875-60	SD-14	5
	908-2362	SD-1	6
	908-3125-60	SD-2	8
	908-3750-60	SD-3	9
	908-5000-60	SD-5	12
	908-6250-60	SD-6	16
	908-7500-60	SD-7	19
	908-1000-60	SD-9	25

Series 949 — 90° Cone

Inch

Medium Right Hand Spiral	EDP Number	Style	Dia.	Flute Length	Incl. Ang. Deg.
	949-2500	SK-1	1/4	90	22
	949-3750	SK-3	3/8	90	14
	949-5000	SK-5	1/2	90	10
	949-6250	SK-6	5/8	90	28
	949-7500	SK-7	3/4	90	28
	949-1000	SK-9	1	90	31

Metric

Medium Right Hand Spiral	EDP Number	Style	Dia.	Flute Length	Incl. Ang. Deg.
	949-2362	SK-1	6	90	22
	949-3750-60	SK-3	9	90	14
	949-5000-60	SK-5	12	90	10
	949-6250-60	SK-6	16	90	28
	949-7500-60	SK-7	19	90	28
	949-1000-60	SK-9	25	90	31

*Indicates solid 1/4" carbide shank 2" OAL; all others have 1/4" diameter hardened steel shank (3/8" diameter shanks available).

*Indicates solid 6mm carbide shank 50mm OAL; all others have 6mm diameter hardened steel shank (9mm diameter shanks available).




1/4" Shank


6mm Shank

Series 850 — 60° Cone

Inch


Medium Tough Cut	EDP Number	Style	Dia.	Flute Length	Incl. Ang. Deg.
	850-2500	SJ-1	1/4	60	14
	850-3750	SJ-3	3/8	60	14
	850-5000	SJ-5	1/2	60	14
	850-6250	SJ-6	5/8	60	14
	850-7500	SJ-7	3/4	60	14
	850-1000	SJ-9	1	60	14

Metric


Medium Tough Cut	EDP Number	Style	Dia.	Flute Length	Incl. Ang. Deg.
	850-2362	SJ-1	6	60	14
	850-3750-60	SJ-3	9	60	14
	850-5000-60	SJ-5	12	60	14
	850-6250-60	SJ-6	16	60	14
	850-7500-60	SJ-7	19	60	14
	850-1000-60	SJ-9	25	60	14

Series 851 — Flame Shape

Inch


Medium Tough Cut	EDP Number	Style	Dia.	Flute Length
	851-3125	SH-2	5/16	3/4
	851-5000	SH-5	1/2	1-1/4
	851-6250	SH-6	5/8	1-7/16
	851-7500	SH-7	3/4	1-5/8

Metric


Medium Tough Cut	EDP Number	Style	Dia.	Flute Length
	851-3125-60	SH-2	8	19
	851-5000-60	SH-5	12	31
	851-6250-60	SH-6	16	36
	851-7500-60	SH-7	19	41

Series 852 — Inverted Taper

Inch

Medium Tough Cut	EDP Number	Style	Dia.	Flute Length	Incl. Ang. Deg.
	852-2500	SN-1	1/4	5/16	10
	852-3750	SN-2	3/8	3/8	13
	852-5000	SN-4	1/2	1/2	28
	852-6250	SN-6	5/8	3/4	18
	852-7500	SN-7	3/4	5/8	30

Metric

Medium Tough Cut	EDP Number	Style	Dia.	Flute Length	Incl. Ang. Deg.
	852-2362	SN-1	6	8	10
	852-3750-60	SN-2	9	9	13
	852-5000-60	SN-4	12	12	28
	852-6250-60	SN-6	16	19	18
	852-7500-60	SN-7	19	16	30

*Indicates solid 1/4" carbide shank 2" OAL; all others have 1/4" diameter hardened steel shank (3/8" diameter shanks available).

*Indicates solid 6mm carbide shank 50mm OAL; all others have 6mm diameter hardened steel shank (9mm diameter shanks available).



Carbide

Burs

1/4" Shank

6mm Shank

Series 950 — 60° Cone

Inch

Medium Right Hand Spiral	EDP Number	Style	Dia.	Flute Length	Incl. Ang. Deg.
	950-2500	SJ-1	1/4	60	14
	950-3750	SJ-3	3/8	60	14
	950-5000	SJ-5	1/2	60	14
	950-6250	SJ-6	5/8	60	14
	950-7500	SJ-7	3/4	60	14
	950-1000	SJ-9	1	60	14

Metric

Medium Right Hand Spiral	EDP Number	Style	Dia.	Flute Length	Incl. Ang. Deg.
	950-2362	SJ-1	6	60	14
	950-3750-60	SJ-3	9	60	14
	950-5000-60	SJ-5	12	60	14
	950-6250-60	SJ-6	16	60	14
	950-7500-60	SJ-7	19	60	14
	950-1000-60	SJ-9	25	60	14

Series 951 — Flame Shape

Inch

Medium Right Hand Spiral	EDP Number	Style	Dia.	Flute Length
	951-3125	SH-2	5/16	3/4
	951-5000	SH-5	1/2	1-1/4
	951-6250	SH-6	5/8	1-7/16
	951-7500	SH-7	3/4	1-5/8

Metric

Medium Right Hand Spiral	EDP Number	Style	Dia.	Flute Length
	951-3125-60	SH-2	8	19
	951-5000-60	SH-5	12	31
	951-6250-60	SH-6	16	36
	951-7500-60	SH-7	19	41

Series 952 — Inverted Taper

Inch

Medium Right Hand Spiral	EDP Number	Style	Dia.	Flute Length	Incl. Ang. Deg.
	952-2500	SN-1	1/4	5/16	10
	952-3750	SN-2	3/8	3/8	13
	952-5000	SN-4	1/2	1/2	28
	952-6250	SN-6	5/8	3/4	18
	952-7500	SN-7	3/4	5/8	30

Metric

Medium Right Hand Spiral	EDP Number	Style	Dia.	Flute Length	Incl. Ang. Deg.
	952-2362	SN-1	6	8	10
	952-3750-60	SN-2	9	9	13
	952-5000-60	SN-4	12	12	28
	952-6250-60	SN-6	16	19	18
	952-7500-60	SN-7	19	16	30

*Indicates solid 1/4" carbide shank 2" OAL; all others have 1/4" diameter hardened steel shank (3/8" diameter shanks available).


*Indicates solid 6mm carbide shank 50mm OAL; all others have 6mm diameter hardened steel shank (9mm diameter shanks available).



1/4" Shank 6" Long Steel Shank


Series 861 — Cylindrical

Inch

Medium Tough Cut	EDP Number	Style	Dia.	Flute Length
	861-3750	SA-3L6	3/8	3/4
	861-5000	SA-5L6	1/2	1


6mm Shank 152mm Long Steel Shank

Metric


Medium Tough Cut	EDP Number	Style	Dia.	Flute Length
	861-3750-60	SA-3L6	9	19
	861-5000-60	SA-5L6	12	25

Series 862 — Cylindrical Ball End

Inch


Medium Tough Cut	EDP Number	Style	Dia.	Flute Length
	862-3750	SC-3L6	3/8	3/4
	862-5000	SC-5L6	1/2	1

Metric


Medium Tough Cut	EDP Number	Style	Dia.	Flute Length
	862-3750-60	SC-3L6	9	19
	862-5000-60	SC-5L6	12	25

Series 863 — Round Nose Tree

Inch

Medium Tough Cut	EDP Number	Style	Dia.	Flute Length
	863-3750	SF-3L6	3/8	3/4
	863-5000	SF-5L6	1/2	1

Metric

Medium Tough Cut	EDP Number	Style	Dia.	Flute Length
	863-3750-60	SF-3L6	9	19
	863-5000-60	SF-5L6	12	25




Carbide

Burs


1/4" Shank 6" Long Steel Shank Series 961 — Cylindrical

Inch

Medium Right Hand Spiral	EDP Number	Style	Dia.	Flute Length
	961-3750	SA-3L6	3/8	3/4
	961-5000	SA-5L6	1/2	1


6mm Shank 152mm Long Steel Shank

Metric


Medium Right Hand Spiral	EDP Number	Style	Dia.	Flute Length
	961-3750-60	SA-3L6	9	19
	961-5000-60	SA-5L6	12	25

Series 962 — Cylindrical Ball End

Inch


Medium Right Hand Spiral	EDP Number	Style	Dia.	Flute Length
	962-3750	SC-3L6	3/8	3/4
	962-5000	SC-5L6	1/2	1

Metric


Medium Right Hand Spiral	EDP Number	Style	Dia.	Flute Length
	962-3750-60	SC-3L6	9	19
	962-5000-60	SC-5L6	12	25

Series 963 — Round Nose Tree

Inch

Medium Right Hand Spiral	EDP Number	Style	Dia.	Flute Length
	963-3750	SF-3L6	3/8	3/4
	963-5000	SF-5L6	1/2	1

Metric

Medium Right Hand Spiral	EDP Number	Style	Dia.	Flute Length
	963-3750-60	SF-3L6	9	19
	963-5000-60	SF-5L6	12	25




1/4" Shank 6" Long Steel Shank


6mm Shank 152mm Long Steel Shank

Series 867 — 14° Included Angle

Inch


Medium Tough Cut	EDP Number	Style	Dia.	Flute Length
	867-3750	SL-3L6	3/8	1-1/16
	867-5000	SL-5L6	1/2	1-1/8

Metric


Medium Tough Cut	EDP Number	Style	Dia.	Flute Length
	867-3750-60	SL-3L6	9	26
	867-5000-60	SL-5L6	12	28

Series 868 — Ball Shape

Inch

Medium Tough Cut	EDP Number	Style	Diameter
	868-3750	SD-3L6	3/8
	868-5000	SD-5L6	1/2

Metric

Medium Tough Cut	EDP Number	Style	Diameter
	868-3750-60	SD-3L6	9
	868-5000-60	SD-5L6	12



Carbide


Burs

**1/4" Shank
6" Long Steel Shank**


**6mm Shank
152mm Long Steel Shank**

Series 967 — 14° Included Angle

Inch


Medium Right Hand Spiral	EDP Number	Style	Dia.	Flute Length
	967-3750	SL-3L6	3/8	1-1/16
	967-5000	SL-5L6	1/2	1-1/8

Metric


Medium Right Hand Spiral	EDP Number	Style	Dia.	Flute Length
	967-3750-60	SL-3L6	9	26
	967-5000-60	SL-5L6	12	28

Series 968 — Ball Shape

Inch

Medium Right Hand Spiral	EDP Number	Style	Diameter
	968-3750	SD-3L6	3/8
	968-5000	SD-5L6	1/2

Metric

Medium Right Hand Spiral	EDP Number	Style	Diameter
	968-3750-60	SD-3L6	9
	968-5000-60	SD-5L6	12




1/4" Shank - for Aluminum


6mm Shank

Series 881 — Cylindrical

Inch


Aluminium Cut	EDP Number	Style	Dia.	Flute Length
	881-2500	SA-1A	1/4	5/8
	881-3750	SA-3A	3/8	3/4
	881-5000	SA-5A	1/2	1
	881-6250	SA-6A	5/8	1
	881-7500	SA-7A	3/4	1

Metric


Aluminium Cut	EDP Number	Style	Dia.	Flute Length
	881-2362	SA-1MA	6	16
	881-3125-60	SA-2MA	8	19
	881-3750-60	SA-3MA	9	19
	881-5000-60	SA-5MA	12	25
	881-6250-60	SA-6MA	16	25
	881-7500-60	SA-7MA	19	25

Series 882 — Cylindrical Ball End

Inch


Aluminium Cut	EDP Number	Style	Dia.	Flute Length
	882-2500	SC-1A	1/4	5/8
	882-3750	SC-3A	3/8	3/4
	882-5000	SC-5A	1/2	1
	882-6250	SC-6A	5/8	1
	882-7500	SC-7A	3/4	1

Metric


Aluminium Cut	EDP Number	Style	Dia.	Flute Length
	882-2362	SC-1MA	6	19
	882-3750-60	SC-3MA	9	19
	882-5000-60	SC-5MA	12	25
	882-6250-60	SC-6MA	16	25
	882-7500-60	SC-7MA	19	25

Series 883 — Round Nose Tree

Inch

Aluminium Cut	EDP Number	Style	Dia.	Flute Length
	883-2500	SF-1A	1/4	5/8
	883-3750	SF-3A	3/8	3/4
	883-5000	SF-5A	1/2	1
	883-6250	SF-6A	5/8	1
	883-7500	SF-14A	3/4	1-1/4

Metric

Aluminium Cut	EDP Number	Style	Dia.	Flute Length
	883-2362	SF-1MA	6	16
	883-3750-60	SF-3MA	9	19
	883-5000-60	SF-5MA	12	25
	883-6250-60	SF-6MA	16	25
	883-7500-60	SF-14MA	19	32

*Indicates solid 1/4" carbide shank 2" OAL; all others have 1/4" diameter hardened steel shank (3/8" diameter shanks available).

*Indicates solid 6mm carbide shank 50mm OAL; all others have 6mm diameter hardened steel shank (9mm diameter shanks available).



Aluminum Cut Burs are designed for use on:

- Aluminum
- Non-ferrous metals
- Soft Steel
- Reinforced plastics
- Other soft materials


Also provides excellent work finish with minimum loading when cutting soft, sticky materials.

Carbide

Burs


1/4" Shank - for Aluminum Series 885 — Flame Shape

Inch

Aluminium Cut	EDP Number	Style	Dia.	Flute Length
	885-5000	SH-5A	1/2	1-1/4
	885-6250	SH-6A	5/8	1-7/16
	885-7500	SH-7A	3/4	1-5/8


6mm Shank

Metric


Aluminium Cut	EDP Number	Style	Dia.	Flute Length
	885-5000-60	SH-5MA	12	32
	885-6250-60	SH-6MA	16	37
	885-7500-60	SH-7MA	19	41

Series 886 — Egg Shape

Inch


Aluminium Cut	EDP Number	Style	Dia.	Flute Length
	886-3750	SE-3A	3/8	5/8
	886-5000	SE-5A	1/2	7/8
	886-6250	SE-6A	5/8	1
	886-7500	SE-7A	3/4	1

Metric


Aluminium Cut	EDP Number	Style	Dia.	Flute Length
	886-3750-60	SE-3MA	9	16
	886-5000-60	SE-5MA	12	22
	886-6250-60	SE-6MA	16	25
	886-7500-60	SE-7MA	19	25

Series 887 — 14° Included Angle

Inch


Aluminium Cut	EDP Number	Style	Dia.	Flute Length
	887-3750	SL-3A	3/8	1-1/16
	887-5000	SL-5A	1/2	1-1/8
	887-6250	SL-6A	5/8	1-5/16
	887-7500	SL-7A	3/4	1-1/2

Metric

Aluminium Cut	EDP Number	Style	Dia.	Flute Length
	887-3750-60	SL-3MA	9	27
	887-5000-60	SL-4MA	12	29
	887-6250-60	SL-5MA	16	33
	887-7500-60	SL-7MA	19	38


Series 888 — Ball Shape

Inch

Aluminium Cut	EDP Number	Style	Diameter
	888-2500	SD-1A	1/4
	888-3750	SD-3A	3/8
	888-5000	SD-5A	1/2
	888-6250	SD-6A	5/8

*Indicates solid 1/4" carbide shank 2" OAL; all others have 1/4" diameter hardened steel shank (3/8" diameter shanks available).

Metric

Aluminium Cut	EDP Number	Style	Diameter
	888-2362	SD-1MA	6
	888-3125-60	SD-2MA	8
	888-3750-60	SD-3MA	9
	888-5000-60	SD-5MA	12
	888-6250-60	SD-6MA	16

*Indicates solid 6mm carbide shank 50mm OAL; all others have 6mm diameter hardened steel shank (9mm diameter shanks available).





1/8" Shank Diameter — 1-1/2" Overall Length

Series 800 — Inch Sizes, Tough Cut



Style: SA-42
Size: 3/32 x 7/16
EDP Number: 800-8001



Style: SA-43
Size: 1/8 x 9/16
EDP Number: 800-8002



Style: SB-43
Size: 1/8 x 9/16
EDP Number: 800-8003



Style: SC-42
Size: 1/8 x 9/16
EDP Number: 800-8004



Style: SG-44
Size: 1/8 x 1/2
EDP Number: 800-8005



Style: SF-42
Size: 1/8 x 1/2
EDP Number: 800-8006



Style: SC-41
Size: 3/32 x 7/16
EDP Number: 800-8007



Style: SA-41
Size: 1/16 x 1/4
EDP Number: 800-8008



Style: SB-ECO
Size: 1/8
EDP Number: 800-8009



Style: SE-41
Size: 1/8 x 7/32
EDP Number: 800-8010



Style: SM-41
Size: 1/8 x 11/32
Inc. Taper Deg.: 12
EDP Number: 800-8011



Style: SM-42
Size: 1/8 x 7/16
Inc. Taper Deg.: 14
EDP Number: 800-8012



Style: SM-43
Size: 1/8 x 5/8
Inc. Taper Deg.: 7
EDP Number: 800-8013



Style: SN-42
Size: 1/8 x 3/16
Inc. Taper Deg.: 10 INVERTED
EDP Number: 900-9014



Style: SJ-42
Size: 1/8 x 3/32
Inc. Taper Deg.: 60
EDP Number: 800-8015



Style: SK-42
Size: 1/8 x 1/16
Inc. Taper Deg.: 90
EDP Number: 800-8016



Style: SL-42
Size: 1/8 x 1/2
Inc. Taper Deg.: 8
EDP Number: 800-8017



Style: SD-41
Size: 3/32
EDP Number: 800-8018



Style: SD-42
Size: 1/8
EDP Number: 800-8019



Style: SH-41
Size: 1/8 x 1/4
EDP Number: 800-8020

Carbide

Burs

3mm Shank Diameter — 38mm Overall Length

Series 800 — Metric Sizes, Tough Cut



Style: SA-42
Size: 2.38 x 11
EDP Number: 800-8001-30



Style: SA-43
Size: 3 x 14
EDP Number: 800-8002-30



Style: SB-43
Size: 3 x 14
EDP Number: 800-8003-30



Style: SC-42
Size: 3 x 14
EDP Number: 800-8004-30



Style: SG-44
Size: 3 x 12
EDP Number: 800-8005-30



Style: SF-42
Size: 3 x 12
EDP Number: 800-8006-30



Style: SC-41
Size: 2.38 x 14
EDP Number: 800-8007-30



Style: SA-41
Size: 1.59 x 6
EDP Number: 800-8008-30



Style: SB-ECO
Size: 3
EDP Number: 800-8009-30



Style: SE-41
Size: 3 x 5.5
EDP Number: 800-8010-30



Style: SM-41
Size: 3 x 8
Inc. Taper Deg.: 12
EDP Number: 800-8011-30



Style: SM-42
Size: 3 x 11
Inc. Taper Deg.: 14
EDP Number: 800-8012-30



Style: SM-43
Size: 3 x 16
Inc. Taper Deg.: 7
EDP Number: 800-8013-30



Style: SN-42
Size: 3 x 5
Inc. Taper Deg.: 10 INVERTED
EDP Number: 800-8014-30



Style: SJ-42
Size: 3 x 2.5
Inc. Taper Deg.: 60
EDP Number: 800-8015-30



Style: SK-42
Size: 3 x 1.5
Inc. Taper Deg.: 90
EDP Number: 800-8016-30



Style: SL-42
Size: 3 x 12
Inc. Taper Deg.: 8
EDP Number: 800-8017-30



Style: SD-41
Size: 2.38
EDP Number: 800-8018-30



Style: SD-42
Size: 3
EDP Number: 800-8019-30



Style: SH-41
Size: 3 x 6
EDP Number: 800-8020-30





1/8" Shank Diameter — 1-1/2" Overall Length Series 900 — Inch Sizes, Medium Right Hand Spiral



Style: SA-42
Size: 3/32 x 7/16
EDP Number: 900-9001



Style: SA-43
Size: 1/8 x 9/16
EDP Number: 900-9002



Style: SB-43
Size: 1/8 x 9/16
EDP Number: 900-9003



Style: SC-42
Size: 1/8 x 9/16
EDP Number: 900-9004



Style: SG-44
Size: 1/8 x 1/2
EDP Number: 900-9005



Style: SF-42
Size: 1/8 x 1/2
EDP Number: 900-9006



Style: SC-41
Size: 3/32 x 7/16
EDP Number: 900-9007



Style: SA-41
Size: 1/16 x 1/4
EDP Number: 900-9008



Style: SB-ECO
Size: 1/8
EDP Number: 900-9009



Style: SE-41
Size: 1/8 x 7/32
EDP Number: 900-9010



Style: SM-41
Size: 1/8 x 11/32
Inc. Taper Deg.: 12
EDP Number: 900-9011



Style: SM-42
Size: 1/8 x 7/16
Inc. Taper Deg.: 14
EDP Number: 900-9012



Style: SM-43
Size: 1/8 x 5/8
Inc. Taper Deg.: 7
EDP Number: 900-9013



Style: SN-42
Size: 1/8 x 3/16
Inc. Taper Deg.: 10 INVERTED
EDP Number: 900-9014



Style: SJ-42
Size: 1/8 x 3/32
Inc. Taper Deg.: 60
EDP Number: 900-9015



Style: SK-42
Size: 1/8 x 1/16
Inc. Taper Deg.: 90
EDP Number: 900-9016



Style: SL-42
Size: 1/8 x 1/2
Inc. Taper Deg.: 8
EDP Number: 900-9017



Style: SD-41
Size: 3/32
EDP Number: 900-9018



Style: SD-42
Size: 1/8
EDP Number: 900-9019



Style: SH-41
Size: 1/8 x 1/4
EDP Number: 900-9020

Carbide

Burs

3mm Shank Diameter — 38mm Overall Length

Series 900 — Metric Sizes, Medium Right Hand Spiral



Style: SA-42
Size: 2.38 x 11
EDP Number: 900-9001-30



Style: SA-43
Size: 3 x 14
EDP Number: 900-9002-30



Style: SB-43
Size: 3 x 14
EDP Number: 900-9003-30



Style: SC-42
Size: 3 x 14
EDP Number: 900-9004-30



Style: SG-44
Size: 3 x 12
EDP Number: 900-9005-30



Style: SF-42
Size: 3 x 12
EDP Number: 900-9006-30



Style: SC-41
Size: 2.38 x 14
EDP Number: 900-9007-30



Style: SA-41
Size: 1.59 x 6
EDP Number: 900-9008-30



Style: SB-ECO
Size: 3
EDP Number: 900-9009-30



Style: SE-41
Size: 3 x 5.5
EDP Number: 900-9010-30



Style: SM-41
Size: 3 x 8
Inc. Taper Deg.: 12
EDP Number: 900-9011-30



Style: SM-42
Size: 3 x 11
Inc. Taper Deg.: 14
EDP Number: 900-9012-30



Style: SM-43
Size: 3 x 16
Inc. Taper Deg.: 7
EDP Number: 900-9013-30



Style: SN-42
Size: 3 x 5
Inc. Taper Deg.: 10 INVERTED
EDP Number: 900-9014-30



Style: SJ-42
Size: 3 x 2.5
Inc. Taper Deg.: 60
EDP Number: 900-9015-30



Style: SK-42
Size: 3 x 1.5
Inc. Taper Deg.: 90
EDP Number: 900-9016-30



Style: SL-42
Size: 3 x 12
Inc. Taper Deg.: 8
EDP Number: 900-9017-30



Style: SD-41
Size: 2.38
EDP Number: 900-9018-30



Style: SD-42
Size: 3
EDP Number: 900-9019-30



Style: SH-41
Size: 3 x 6
EDP Number: 900-9020-30



1/4" Diameter Carbide Burs — 1/8" Hardened Steel Shank

Series 815 — Inch Sizes, Tough Cut



Cylindrical Cylindrical Ball End Round Nose Tree Pointed Tree Pointed Cone End Cut Ball Shape Egg Shape Inverted Taper



	SA-51	SC-51	SF-51	SG-51	SM-51	SB-51	SD-51	SE-51	SN-51
Style:	SA-51	SC-51	SF-51	SG-51	SM-51	SB-51	SD-51	SE-51	SN-51
Size:	1/4 x 1/2	1/4 x 1/2	1/4 x 1/2	1/4 x 1/2	1/4 x 1/2	1/4 x 3/16	1/4	1/4 x 3/8	1/4 x 1/4
Inc. Taper Deg.:					22				10 INVERTED
EDP Number:	815-0001	815-0002	815-0003	815-0004	815-0005	815-0006	815-0007	815-0008	815-0009

6mm Diameter Carbide Burs — 3mm Hardened Steel Shank

Series 815 — Metric Sizes, Tough Cut

Cylindrical Cylindrical Ball End Round Nose Tree Pointed Tree Pointed Cone End Cut Ball Shape Egg Shape Inverted Taper



	SA-51	SC-51	SF-51	SG-51	SM-51	SB-51	SD-51	SE-51	SN-51
Style:	SA-51	SC-51	SF-51	SG-51	SM-51	SB-51	SD-51	SE-51	SN-51
Size:	6.35 x 12	6.35 x 12	6.35 x 12	6.35 x 12	6.35 x 12	6.35 x 5	6.35	6.35 x 9	6.35 x 6.35
Inc. Taper Deg.:						22			10 INVERTED
EDP Number:	815-0001-30	815-0002-30	815-0003-30	815-0004-30	815-0005-30	815-0006-30	815-0007-30	815-0008-30	815-0009-30

Carbide

Burs

1/4" Diameter Carbide Burs — 1/8" Hardened Steel Shank



Series 915 — Inch Sizes, Medium Right Hand Spiral

Cylindrical Cylindrical Ball End Round Nose Tree Pointed Tree Pointed Cone End Cut Ball Shape Egg Shape Inverted Taper



Style: **SA-51** **SC-51** **SF-51** **SG-51** **SM-51** **SB-51** **SD-51** **SE-51** **SN-51**

Size: 1/4 x 1/2 1/4 x 1/2 1/4 x 1/2 1/4 x 1/2 1/4 x 1/2 1/4 x 3/16 1/4 1/4 x 3/8 1/4 x 1/4

Inc. Taper Deg.:

EDP Number: 915-0001 915-0002 915-0003 915-0004 915-0005 22 915-0006 915-0007 915-0008 10 INVERTED 915-0009

6mm Diameter Carbide Burs — 3mm Hardened Steel Shank

Series 915 — Metric Sizes, Medium Right Hand Spiral

Cylindrical Cylindrical Ball End Round Nose Tree Pointed Tree Pointed Cone End Cut Ball Shape Egg Shape Inverted Taper



Style: **SA-51** **SC-51** **SF-51** **SG-51** **SM-51** **SB-51** **SD-51** **SE-51** **SN-51**













Size: 6.35 x 12 6.35 x 12 6.35 x 12 6.35 x 12 6.35 x 12 6.35 x 5 6.35 6.35 x 9 6.35 x 6.35

Inc. Taper Deg.:













EDP Number: 915-0001-30 915-0002-30 915-0003-30 915-0004-30 915-0005-30 22 915-0006-30 915-0007-30 915-0008-30 10 INVERTED 915-0009-30



1/8" Shank Diameter — 1-1/2" Overall Length — Solid Carbide Series 820 — Inch Sizes, Tough Cut

						
Style:	SA-52	SA-53	SC-52	SC-53	SF-53	SG-53
Size:	5/32 x 1/2	3/16 x 1/2	5/32 x 1/2	3/16 x 1/2	3/16 x 1/2	3/16 x 1/2
EDP Number:	820-0001	820-0011	820-0002	820-0012	820-0003	820-0004
						
Style:	SM-53	SE-53	SL-53	SD-53	SH-53	SN-53
Size:	3/16 x 1/2	3/16 x 9/32	3/16 x 1/2	3/16	3/16 x 3/8	3/16 x 1/4
Inc. Taper Deg.:	16		14			10 INVERTED
EDP Number:	820-0005	820-0006	820-0007	820-0008	820-0009	820-0010

3mm Shank Diameter — 38mm Overall Length — Solid Carbide Series 820 — Metric Sizes, Tough Cut













						
Style:	SA-52	SA-53	SC-52	SC-53	SF-53	SG-53
Size:	3.97 x 12	4.76 x 12	3.97 x 12	4.76 x 12	4.76 x 12	4.76 x 12
EDP Number:	820-0001-30	820-0011-30	820-0002-30	820-0012-30	820-0003-30	820-0004-30
						
Style:	SM-53	SE-53	SL-53	SD-53	SH-53	SN-53
Size:	3.97 x 12	4.76 x 12	3.97 x 12	4.76	4.76 x 9	4.76 x 6
Inc. Taper Deg.:	16		14			10 INVERTED
EDP Number:	820-0005-30	820-0006-30	820-0007-30	820-0008-30	820-0009-30	820-0010-30

Carbide













Burs

1/8" Shank Diameter — 1-1/2" Overall Length — Solid Carbide Series 920 — Inch Sizes, Medium Right Hand Spiral



						
Style:	SA-52	SA-53	SC-52	SC-53	SF-53	SG-53
Size:	5/32 x 1/2	3/16x1/2	5/32 x 1/2	3/16 x 1/2	3/16 x 1/2	3/16 x 1/2
EDP Number:	920-0001	920-0011	920-0002	920-0012	920-0003	920-0004
						
Style:	SM-53	SE-53	SL-53	SD-53	SH-53	SN-53
Size:	3/16 x 1/2	3/16 x 9/32	3/16 x 1/2	3/16	3/16 x 3/8	3/16 x 1/4
Inc. Taper Deg.:	16		14			10 INVERTED
EDP Number:	920-0005	920-0006	920-0007	920-0008	920-0009	920-0010

3mm Shank Diameter — 38mm Overall Length — Solid Carbide Series 920 — Metric Sizes, Medium Right Hand Spiral

						
Style:	SA-52	SA-53	SC-52	SC-53	SF-53	SG-53
Size:	3.97 x 12	4.76 x 12	3.97 x 12	4.76 x 12	4.76 x 12	4.76 x 12
EDP Number:	920-0001-30	920-0011-30	920-0002-30	920-0012-30	920-0003-30	920-0004-30
						
Style:	SM-53	SE-53	SL-53	SD-53	SH-53	SN-53
Size:	3.97 x 12	4.76 x 12	3.97 x 12	4.76	4.76 x 9	4.76 x 6
Inc. Taper Deg.:	16		14			10 INVERTED
EDP Number:	920-0005-30	920-0006-30	920-0007-30	920-0008-30	920-0009-30	920-0010-30

