



OSBORN[®]

INTERNATIONAL

A Unit of Jason Incorporated

**FIELD RESOURCE GUIDE
& PRODUCT CATALOG**



We've been hard at work at Osborn preparing a new catalog filled with innovative products and brush training information that will provide cost-effective solutions for your business. We want to be your primary brush resource, helping you improve your products and increase your productivity. It's part of our promise to you, our customer.

We have developed several new products that can provide great solutions for your company! On pages 5 - 7 you can see a complete listing, but here are the highlights:

- Our widely popular ATB™ abrasive nylon line has grown with the addition of the Composite Wheels, Fineblanking Brushes, Diamond Superabrasive Brushes and Heavy-Duty Internal Brush Tools. These products are engineered to take further advantage of the unique capabilities and benefits of the ATB abrasive nylon filaments.
- We introduced our Janitorial Tools line this past summer and it already has created quite a buzz in the industrial market. These products include wet & dry mops, floor brooms, high quality-value priced corn brooms and many other janitorial tools for all of your maintenance needs.
- It's part of the Janitorial line, but worthy of mentioning separately. The highly anticipated return of the Master Sweep Classic floor broom has finally arrived. After we discontinued this broom line in 2003, we were surprised at the demand for its return – so here it is!
- Our brand new abrasive line is sure to have what you're looking for. We have engineered this new line for optimum performance and long life.
- The newest addition to the Wide Face brush line, the MultiZack brush segments are an innovative solution for wide face brush applications. These brush segments are cost effective and adaptable to your existing machinery. With MultiZack, you replace only worn brush segments – eliminating the need to ship and store used core refills.

In 2004, we moved our distribution and manufacturing facilities from Cleveland, OH to Richmond, IN. This new, modern and efficient facility of 180,000 square feet provides an optimized distribution location to serve Osborn's ever-expanding North American customer base. It also provides improved efficiencies in manufacturing operations.



Osborn International, a unit of Jason Incorporated, began its tradition of manufacturing and providing high quality industrial brushes in 1887. With its extensive history, Osborn can offer its customers an assurance of high quality, reliability, and support everywhere in the world.

TABLE OF CONTENTS

	Page #
New Products	5-7
Safety Information	8-9
Engineering Information	10-11
Overview of Basic Brush Types	12
Overview of Brush Filament Types	13
Brush Selection Guide	14
Brush Filament Selection Guide	15-16
Power Brush Terminology	17-18
Power Brush Troubleshooting	19
WHEEL BRUSHES	20
Special Wheel Brush Request Form	21
Crimped Wire Styles	22-28
Knotted Wire Styles	29-33
TY Encapsulated Styles	34-38
Straight Wire Fill	39
Other Fill Styles	39-40
Wire Stripping Brushes	28,38
Adapters	41-43
CUP BRUSHES	44
Special Cup Brush Request Form	45
Crimped Wire Styles	46
Knotted Wire Styles	47-48
TY Encapsulated Styles	49
Small Grinder Brushes	50-51
Other Fill Styles	51
Adapters	51
END BRUSHES	52
Special End Brush Request Form	53
Crimped Wire Styles	54-55
Knotted Wire Styles	56
TY Encapsulated Styles	57
Other Fill Styles (Specialty)	58-59
INTERNAL BRUSHES	60
Special Internal Brush Request Form	61
Helituf / Situft	62-65
Tube Brushes	66-69
Other Styles	70
Miniature Brushes	71-72

	Page #
ATB™ ABRASIVE NYLON BRUSHES	74
ATB Overview	76
ATB Brush Tool Selection	77-79
ATB Brush Tool Implementation	80-82
ATB Troubleshooting	83
ATB WHEEL BRUSHES	84
Special ATB Composite Wheel Brush Request Form	85
Composite Wheels	86-88
Metal Hub Wheels	89-90
Other ATB Brushes/Adapters	91-94
ATB COMPOSITE DISC BRUSHES	95
Special ATB Composite Disc/Fineblanking Brush Request Form	96
Composite Disc Brush	97-98
Adapters	98
Fineblanking	99
ATB CUP/END BRUSHES	100
Special ATB Cup Brush Request Form	101
Cup Brushes/Adapters	102
Special ATB End Brush Request Form	103
End Brushes	104
ATB INTERNALS	105
Special ATB Internal Brush Request Form	106
Internal Brushes	107-111
Microabrasive	112-113
Miniature	114
Softool® Brush Honing	115
ATB SUPERABRASIVE BRUSHES	116-117
WIDE FACE BRUSHES	118
Special Wide Face Brush Request Form	119
Heli-Master Brushes, Flow-Thru Mountings	120, 122
Scrubbers	121
Quady™ Tufmatic Assemblies	123
Conveyor Cleaning Brush Overview	124-125
Strip Brushes/Adapters/Circuit Brushes	126-128
Special Strip Brush Request Form	129
MultiZack	130-131

TABLE OF CONTENTS

	Page #
ABRASIVES	132
Abrasive Application Guide	133
Grinding, Cutoff, and Combination Wheels/ Accessories	134-137
Flap Discs	138
Buffing Wheels/Compounds	139-141
MAINTENANCE BRUSHES	142
Special Maintenance Brush Request Form	143
Brooms - Floor, Street, Wire, Upright Corn, Strip, Track	144-150
Handles	151-152
Squeegees	152
Microfiber Mop System	153
Dust Mops/Frames/Handles	154-155
Wet Mops/Frames/Handles	156
Sponge Mops	157
Bucket Wringer	157
Lobby Brooms & Dust Pans	158
Angle Brooms	158
Ostrich Duster	158
Whisk Brooms	159
Long Handle Duster Brush	159
Counter Dusters	160
Toilet Brushes/Plunger	161
Fountain Brush & Handle	162
Window Brush	162
Dual Service Scrub Brush	162
Car Wash Brush	163
Tire Cleaning Brush	163
Radiator Brush	163
Utility Brushes	163
Molder's Brush	163
Nail Brush	163
Scrub Brushes	164-165
Scratch Brushes	166-172
File Card Brush	172
Metal Chip Brush	172

	Page #
Wire Parts Cleaning Brush	173
Pipe Fitting End Cap Brush	173
4-in-1 Tool	173
Crimped Wire Tube End Fitting Brush	173
Aerosols	174-177
Absorbents	178
PAINT BRUSHES	179
Paint Brush Selection Guide	180-181
Paint Brushes	182-185
Sash Brush	186
Artist/Marking Brushes	186-188
Glue Brush	189
Parts Cleaning Brush	189
Foam Paint Brush	190
Acid Brush	190
Roof Brush	190
Whitewash Brushes/Handles	191
Rollers and Accessories	192-195
ECONOMY POWER BRUSHES	196
Economy Crimped Wire Styles	197-198
Economy Knotted Wire Styles	198
Economy High Speed Wire Styles	199
Economy Cup Brush	200
Economy End Brushes	201
Economy Grit Wheel Brushes	201
OVERSTOCK	202
Type 1 Cutoff Wheels	202-203
Type 27 and 28 Grinding and Cutoff Wheels	204-205
Flaps Discs	206
Street Brooms	206
ITEM INDEX	208-219
Alphabetical Index	220-224
Notes	225

Wheel Brushes

Crimped Wire - Wide Face	
Pg 22	
22027	

Knotted Wheel- Heavy Duty	
Pg 30	
26216	

Knotted Stringer Bead	
Pg 33	
26112	26032

High Speed Knot Wheel	
Pg 32	
26213	

ATB Abrasive Nylon

ATB Composite Wheel Brushes	
Pg 86-88	
40162	40413
40163	40420
40164	40421
40165	40422
40170	40423
40171	40529
40172	40530
40173	40531
40187	40532
40188	40533
40190	40534
40191	40535
40192	40536
40194	40537
40195	40538
40197	40539
40390	40540
40391	40541
40392	40542
40393	40543
40400	40544
40401	40586
40402	40587
40403	40588
40410	40589
40411	40590
40412	40591

ATB Composite Wheel Brushes	
Pg 86-88	
40592	40656
40594	40657
40595	40658
40596	40659
40597	40660
40598	40661
40621	40662
40622	40663
40623	40664
40624	40665
40625	40666
40626	40667
40627	40668
40645	40669
40646	40670
40647	40671
40648	40672
40649	40682
40650	40683
40651	40684
40652	40685
40653	40686
40654	40687
40655	

ATB Fineblanking Brushes	
Pg 99	
40322	40327
40323	40328
40324	40329
40325	40330
40326	40331

ATB Heavy Duty Internal Deburring Tools	
Pg 109	
36650	36660
36651	36661
36652	36662
36653	36663
36654	36664
36655	36665
36656	36666
36657	36667
36658	36668
36659	36669

ATB Diamond Superabrasives	
Pg 117	
40251	41005
40252	41006
40253	41007
40254	41010
41000	41011
41001	41012
41002	41013
41003	41014
41004	

Wide Face Brushes

MultiZack Brush System	
Pg 131	
60534	60538
60535	60539
60536	60540
60537	60541

Glass Cleaning Brushes	
Pg 131	
51953	

Abrasives

Type 27 Grinding Wheel	
Pg 134-135	
80492	80504
80493	80505
80494	80506
80495	80507
80496	80508
80497	80509
80498	80510
80499	80511
80503	80512

Type 27 Combination Wheel	
Pg 135	
80513	80516
80514	80517
80515	

Type 27 Cutoff Wheel	
Pg 135	
80518	80520
80519	80521

Type 27 Semi-Flexible Wheel	
Pg 136	
80447	80450

Type 1 Cutoff Wheel	
Pg 136-137	
80522	80535
80523	80536
80524	80537
80525	80538
80526	80539
80527	80540
80528	80541
80529	80542
80530	80543
80531	80544
80532	80545
80533	80546
80534	

Type 28 Flap Disc	
Pg 138	
66338	66344
66339	66345
66340	66346
66341	66347
66342	66348
66343	66349

Type 29 Flap Disc	
Pg 138	
66322	66330
66323	66331
66324	66332
66325	66333
66326	66334
66327	66335
66328	66336
66329	66337

Maintenance Brushes

Brooms	
Pg 145,149,158-159	
52005	52045
52007	52046
52008	52047
52009	52048
52010	52049
52011	52050
52012	52051
52013	52053
52014	52054
52022	52070
52024	52071
52025	52072
52031	52073
52032	52400
52033	52401
52034	52411
52035	75310
52036	75311
52037	75312
52038	75313
52040	75314
52041	75315
52042	75316
52044	75317

Track Brooms	
Pg 150	
99500	99502
99501	

Telescoping Handle	
Pg 151	
52413	52414

Sponge Mops/Squeegees	
Pg 152,157	
52402	52407
52403	52408
52406	52409

Microfiber Mop System	
Pg 153	
52383	52387
52384	52388
52385	52392
52386	

Dust Mops	
Pg 154-155	
52348	52357
52349	52358
52350	52359
52351	52360
52352	52361
52353	52362
52354	52363
52355	52364
52356	

Wet Mops	
Pg 156	
52365	52374
52366	52375
52367	52376
52368	52377
52369	52378
52370	52379
52371	52380
52372	52381
52373	52391

Bucket Wringer	
Pg 157	
52418	52419

Dust Pans	
Pg 158	
52404	52405

Dusters	
Pg 158, 160	
52390	54201
54200	

Toilet Products	
Pg 161	
52415	52417
52416	

Fountain Brushes/Handles	
Pg 162	
52382	54217
54216	54218

Window Brush	
Pg 162	
54213	54215
54214	

Scrub Brushes	
Pg 162, 164-165	
54203	54210
54204	54211
54205	54212
54206	54220
54207	54221
54208	54222
54209	

Absorbents	
Pg 178	
52412	

Masonry Brush	
Pg 191	
59100	

SAFETY REQUIREMENTS

All operators must read this information thoroughly and completely before using the brush.

Operators and Work Area

Osborn Power Brushes are built to rigid manufacturing specifications that combine the finest in design, materials and workmanship. The product you receive will give you maximum work performance, and safe operation if used properly.

ALL POWER BRUSHES, LIKE OTHER ROTATING CUTTING TOOLS, DEMAND THAT CERTAIN OPERATING PRECAUTIONS BE OBSERVED TO ASSURE OPERATOR AND WORK AREA SAFETY.

- **INSPECTION, STORAGE AND HANDLING** — Brushes should be carefully checked when removed from original carton. Do not use if rusted or damaged. Store brushes in original boxes. Brushes should not be exposed to heat, high humidity, acids, fumes or liquids that can result in deterioration of the filaments, and subsequently, premature failure. Check for distortion of brush fill that can cause imbalance and excessive vibration when brush is run. Do not allow foreign material to accumulate on brush face.

- **WARNING** — In normal power brushing operations, the material being removed, such as burrs, scale, weld slag, or other residue, will fly off the brush with considerable force along with brush filaments which break off due to fatigue. The potential of serious injury exists for both the brush operator and others in the work area (possibly 50 or more feet from the brush).



To protect against this hazard, before rotating the brush, during rotation, and until rotation stops, operators and others in the area must wear SAFETY GOGGLES, or FULL FACE SHIELDS WORN OVER SAFETY GLASSES WITH SIDE SHIELDS, and use PROTECTIVE CLOTHING and EQUIPMENT. You must follow all operator and safety instructions, as well as common safety practices which will reduce the likelihood or severity of physical injury.

CAUTION!

- **MACHINE CONDITION** — Proper maintenance of machines and power tools is essential to keep them in safe operating condition. Special operating instructions furnished should be closely followed. Hoods and safety guards must be kept in place at all times. Use adequate spindle diameter for the brush — do not use brush larger than the machine was designed for and have sufficient power to maintain rated spindle speeds. Provide proper ventilation and/or exhaust systems on all brushing operations (see ANSI Z88.2).

- **MOUNTING BRUSHES** — Brushes should be inspected for rust, oxidation and other damage. Do not use the brush if not in good condition. Check spindle speed R.P.M. Do not mount and operate brush if spindle R.P.M. exceeds MAXIMUM SAFE FREE SPEED (MSFS) for which brush is rated. Brush arbor hole and spindle diameter should be the same for free fit. Spindle length should be sufficient to permit a full nut mounting. Direction of spindle nut thread should be in such relation to the direction of rotation that the nut will tend to tighten as spindle revolves. When flanges are used, they should be identical in size and radial bearing surface to avoid cross-bending pressure on the brush.

SAFETY REQUIREMENTS

- **WORK REST** — On single or double end pedestal machines, work rests of rigid and adjustable design should be used to support the workpiece while brushing. Adjust the work rest for a maximum opening of 1/8" to the brush face. This will prevent the work from being forced between the brush and rest. The work rest should be adjusted only when the brush is not in motion.
- **SPEEDS** — Observe all speed restrictions indicated on the brushes, containers, labels or printed in pertinent literature. "MSFS" or "MAX. SFS" means Maximum Safe Free Speed (R.P.M.) — spinning free with no work applied. For reasons of safety, the "MSFS/MAX. SFS" should not be exceeded under any circumstances. The application determines the recommended operating speed, which should never exceed the MSFS brush ratings marked on the brush and/or shown in this catalog. Periodic speed checks are the responsibility of the operator and user. In all cases where MSFS is not indicated, and on special brushes, contact Osborn Manufacturing for specific operating speed details.
- **PROTECTIVE EQUIPMENT** — The potential of serious injury exists for both the brush operator and others in the work area (possibly 50 or more feet from the brush). To protect against this hazard, before starting the brush, during rotation, and until rotation stops, operators and others in the area must wear SAFETY GOGGLES or FULL FACE SHIELDS WORN OVER SAFETY GLASSES WITH SIDE SHIELDS ANSI Z87.1 "Occupational Eye and Face Protection." Appropriate protective clothing and equipment (such as full face shield, gloves, respirator, etc.) must be used where a probability of injury exists that can be prevented by such equipment. Certain brushing operations, because of their nature and location, may require an enclosure to isolate the operation from other personnel.
- **BEFORE STARTING BRUSH** — Rotating power brushes should be used only on machines that are equipped with safety guards, and these guards must be kept in place at all times — Use eye protection and safety equipment. Inspect brush for rust, damage, speed limit, etc. If no-load speed marked on the power tool is higher than the brush speed limit, do not mount brush. Inspect or jog machine or tool to assure the brush is mounted properly and securely, machine guards are in place, no vibration, etc. Run machine at operating speed at least one minute before applying work — DO NOT STAND IN FRONT OF OR IN LINE WITH BRUSH.
- **BRUSH PRESSURE** — Avoid excessive brush pressure when using a power brush. Excessive pressure causes overbending of the filaments and heat buildup resulting in filament breakage, rapid dulling, and reduced brush life. Instead of greater pressure on a brush, it is suggested that you try: (1) a brush with a more aggressive cutting action (increased filament size, decreased filament length, change to a different brush type, i.e. knot type instead of crimped wire type), or (2) higher speed (increased R.P.M., increased brush diameter). IMPORTANT NOTE: Never exceed the recommended MAXIMUM SAFE FREE SPEED R.P.M. (MSFS/MAX. SFS) rating of the brush.

Safety Standard: Comply with the Safety Standards of the American National Standards Institute, ANSI B165.1 and ANSI B165.2 - "Safety Requirements - Power Brushes."

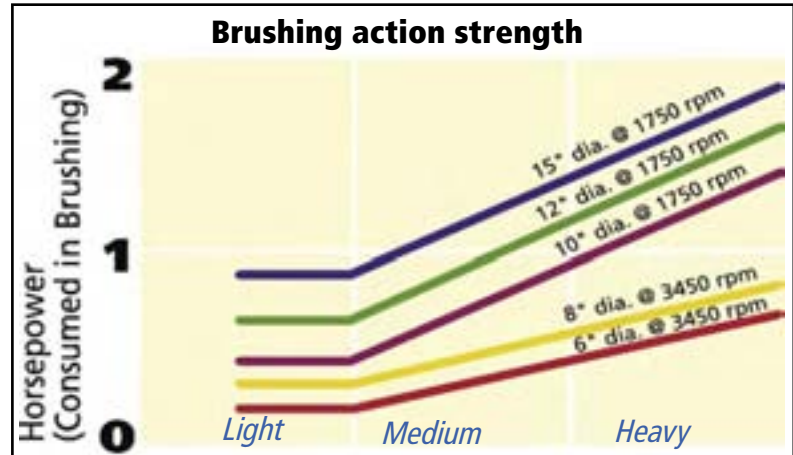
ENGINEERING INFORMATION

Horsepower Approximation

This chart shows the power used for doing brushing work, based on a 1" dynamic brush face doing useful work, not including losses which may develop because of machine friction and inertia. For low multiples, multiply the figures shown in the chart by the number of inches of brush face.

For wide face brushes, especially with short trim, and for conditions not simple or normal, consult with Osborn's Engineering Department. For some

applications, some wide face brushes can be operated satisfactorily with applied horsepower considerably less than that indicated by the figures shown in this chart. Osborn invites its customers to consult with them regarding brushing problems.



RPM	1" DIA.	4" DIA.	6" DIA.	8" DIA.	10" DIA.	12" DIA.	13" DIA.	14" DIA.	15" DIA.	16" DIA.
900	235	950	1400	1900	2350	2800	3100	3350	3550	3750
1150	300	1200	1800	2400	3000	3600	3900	4200	4500	4800
1200	315	1250	1900	2500	3200	3800	4100	4400	4700	5000
1500	400	1550	2350	3150	3900	4700	5200	5500	5900	6250
1750	450	1800	2750	3650	4550	5500	6000	6400	6800	7300
2000	525	2100	3100	4200	5200	6300	6800	7300	7800	8400
2400	625	2500	3800	5000	6100	7500	8250	8800	9400	10000
2800	730	2900	4400	5850	7300	8800	9600	10200	11000	11700
3000	785	3100	4700	6300	7800	9400	10250	11000	11800	12500
3200	840	3350	5000	6700	8400	10200	11000	11700	12600	13400
3450	900	3600	5400	7200	9000	11000	11800	12600	13500	
3750	980	3900	5900	7800	9800	11800	12800	13700		
4000	1045	4200	6300	8400	10500	12500	13750			
4500	1180	4700	7200	9400	11800	14100				
5000	1310	5200	7800	10500	13100					
5400	1410	5600	8500	11300						
6000	1570	6300	9400	12500						

* Figures in this table are approximate

Wire Gages and Decimal Equivalents in Inches and Millimeters

The wire sizes in this catalog are shown in decimals of an inch. The corresponding W&M gage numbers and the equivalent metric dimensions for the more common sizes are listed below.

No. of Gage	18	20	23	24	25	26	28	30	32	33	34	35	36	38	39	40	43	47
Diameter Inches	.047	.035	.026	.023	.020	.018	.016	.014	.0128	.0118	.0104	.0095	.009	.008	.0075	.007	.006	.005

No. of Gage	18	20	23	24	25	26	28	30	32	33	34	35	36	38	39	40	43	47
Diameter mm	1.21	.89	.66	.58	.50	.46	.40	.35	.33	.30	.25	.24	.23	.20	.19	.18	.15	.13

ENGINEERING INFORMATION

English to Metric Conversion Chart

Fraction (Inches)	Decimal (Inches)	Milimeters
1/64	.0156	.40
1/32	.0313	.80
3/64	.0469	1.19
1/8	.125	3.18
9/64	.1406	3.57
5/32	.1563	3.97
11/64	.1719	4.37
3/16	.1875	4.76
13/64	.2031	5.16
7/32	.2188	5.56
15/64	.2344	5.95
1/4	.250	6.35
17/64	.2656	6.75
9/32	.2813	7.15
19/64	.2969	7.54
5/16	.3125	7.94
21/64	.3281	8.33
11/32	.3438	8.73
23/64	.3594	9.13
3/8	.375	9.53
25/64	.3906	9.92
13/32	.4063	10.32
27/64	.4219	10.72
7/16	.4375	11.11
29/64	.4531	11.51
15/32	.4688	11.91
31/64	.4844	12.30
1/2	.500	12.70
33/64	.5156	13.10
17/32	.5313	13.50
35/64	.5469	13.89
9/16	.5625	14.29

Fraction (Inches)	Decimal (Inches)	Milimeters
37/64	.5781	14.68
19/32	.5938	15.08
39/64	.6094	15.48
5/8	.625	15.88
41/64	.6406	16.27
21/32	.6563	16.67
43/64	.6719	17.07
11/16	.6875	17.46
45/64	.7031	17.86
23/32	.7188	18.26
47/64	.7344	18.65
3/4	.750	19.05
49/64	.7656	19.45
25/32	.7813	19.85
51/64	.7969	20.24
13/16	.8125	20.64
53/64	.8281	21.03
27/32	.8438	21.43
55/64	.8594	21.83
7/8	.875	22.23
57/64	.8906	22.62
29/32	.9063	23.02
59/64	.9219	23.42
15/16	.9375	23.81
61/64	.9531	24.21
31/32	.9688	24.61
63/64	.9844	25.00
1	1.0000	25.40
1 1/4	1.250	31.75
1 1/2	1.500	38.10
1 3/4	1.750	44.45

Every effort has been made to incorporate up-to-date and accurate information regarding product specifications. This information should be used as a reference only. Osborn International reserves the right to change the product specifications without warning. For specific product information contact Osborn International.

BRUSH TYPES

Wheel Brushes



The circumferential edge or "face" of this circular style brush performs the work. Wheel brushes are ideal for removal of material, flash, rust, paint, cleaning weld bead, deburring, deflashing, edge blending, skiving and buffing. Osborn standard wheel brushes are produced in a full range of diameters, with a selection of operating face widths to perform almost any finishing task. Fill materials include both crimped and straight wires of steel and stainless steel, brass and other nonferrous metals; treated and untreated natural fibers; and synthetics such as nylon, plastic, and ATB filaments for dry and wet abrasive action. Brush diameters range from 5/8" to 22".

Cup Brushes



Osborn cup style brushes are made in three types: knotted wire in steel and stainless steel for heavy duty, crimped wire for lighter surface preparation and deburring service, and ATB filaments for finishing work. Cup brushes are easily mounted on CNC machines and portable tools, air-or electric-powered. Standard brush part diameters range from less than one inch up to nine inches, with wire diameters from .006" to .035".

End Brushes



As the name indicates, this style is designed to have the ends of the fill strands do the bulk of the work, although the sides can also be used to finish vertical surfaces that parallel the shaft. Especially suitable for CNC machines, portable air and electric tools in tight spaces, end brushes are made in knot, crimped, and straight wire of carbon and stainless steel, brass, ATB filaments and other non-metallics, with brush diameters ranging from 3/16" to 3".

Internal Finishing Brushes



Also known as a "side action" brush, this style is primarily used in CNC machines, portable tools and drill presses for cross hole deburring and fast cleaning and finishing of such inaccessible surfaces as small diameter bores and internally threaded surfaces. Osborn internal finishing brushes are made in steel, stainless steel, brass, nylon and ATB filaments. A number of special purpose power and manual styles are included in the internal finishing category: tube, tube & flue, frill, and Sibot™ brushes. Sizes range from .030" up to 10".

Wide Face Brushes



Wide Face brushes are designed for surface conditioning, finishing, scrubbing and cleaning of metal coil and sheet stock, shaped products, and such specialties as printed circuit boards. The brushes are also used on annealing/ pickling, galvanizing, paint coating, and other large area, high production lines. They prevent costly build-up and wear on conveyor belts in a variety of manufacturing and processing environments. Outside diameters range from a few inches to over one foot. Standard face widths span from two inches to nearly twenty feet and, with the ability to combine multiple brushes at your site, total width is easily customized to any application.

FILAMENT TYPES

Osborn brushes are available in a wide range of general and special purpose materials, including:

Carbon Steel Wire - Either crimped or straight, this proprietary, special analysis steel wire was developed exclusively for Osborn, and features extremely high resistance to fatigue, with outstanding cutting ability on edges, burrs, etc.

Stainless Steel Wire - All Osborn stainless steel wire, straight or crimped, is Type 302, highly resistant to corrosion and high temperatures. Used in brushing stainless steel, aluminum, and other exotic metals. Particularly suited for nuclear work, naval, aircraft, and aerospace construction.

TY™ Elastomeric Encapsulation - Metal wire is firmly bonded within tough TY elastomeric materials, supporting each individual tip at the work surface. In use, the elastomer wears back gradually, thereby presenting a constant short wire trim for maximum cut and safer use.

Green TY Encapsulated models are for standard duty and use a pliant elastomer for a semi-flexible brushing face.

Yellow TY Encapsulated models are for heavy duty and use a harder elastomer, producing a rigid brushing face.

Black Max TY Encapsulated models are for extra heavy duty and use a very hard black elastomer which is excellent for cleaning stringer beads and other narrow-area cleaning.

Non-Ferrous Wire - Several types of brushes filled with brass wire are stock items, with brass and other non-ferrous fill available on special order for most brushes.

Non-Metallic Natural Fibers - Untreated tampico works well on wet or dry surfaces. Treated Tampico natural fiber brushes, used with abrasive compounds are excellent for removal of burrs and tool marks and for blending surface junctures.

Advanced Technology Brushing ATB™ Filaments - Osborn's ATB brush tools are made with heat stabilized nylon filaments impregnated with Silicon Carbide, Aluminum Oxide or Polycrystalline Diamond grit. Grit loading ranges from 10-40% by weight, offering a wide variety of filament choices. ATB filaments work like independent flexible files conforming to part contours and abrading edges & surfaces. ATB abrasive tools produce fast, consistent, repeatable results, lowering process costs and creating a cleaner more efficient working environment.

Non-Metallic Synthetic Fibers - Osborn synthetic fills include nylon, plastic coated fiberglass and crimped monofilament. The synthetic fills can be used in wet or dry applications, with or without compounds.



BRUSH SELECTION GUIDE



This guide will help you select the most efficient Osborn power brush for your work.

Typically, the larger the brush diameter, the more efficient the brush. However, to select the maximum allowable size, you must also consider machine speed. For example, on portable equipment running at up to 6,000 RPM, the brush should not exceed 6" O.D.

Shorter filaments are more aggressive while longer filaments have the ability to conform to irregular surfaces better.

Brushes do not remove material as cutting tools do. But they are capable of a variety of functions vital to the manufacturing process, as shown in the chart.

Brush type is driven by work to be done, equipment RPM, surface profile.

Fill material is driven by workpiece material, finish required, equipment RPM

Brush size is driven by part configuration, finish required, equipment RPM

	WHEEL	CUP	END	INTERNAL	WIDE
<i>BRIGHTENING</i>	Green	White	Blue	White	Orange
<i>BUFFING</i>	Green	White	White	White	White
<i>CLEANING</i>	Green	Red	Blue	Yellow	Orange
<i>DEBURRING</i>	Green	Red	Blue	Yellow	Orange
<i>DEFLASHING</i>	Green	Red	Blue	Yellow	White
<i>DESCALING</i>	Green	Red	Blue	Yellow	Orange
<i>DUSTING</i>	Green	White	White	White	Orange
<i>EDGE BLENDING</i>	Green	Red	Blue	Yellow	White
<i>FINISHING</i>	Green	Red	Blue	Yellow	White
<i>HOSE SKIVING</i>	Green	White	White	White	White
<i>IRREGULAR SHAPES</i>	Green	Red	Blue	White	White
<i>POLISHING</i>	Green	Red	Blue	Yellow	Orange
<i>ROUGHENING</i>	Green	White	White	White	Orange
<i>SPOT FACING</i>	White	White	Blue	White	White
<i>STRIPPING</i>	Green	Red	Blue	White	Orange
<i>SURFACE PREP</i>	Green	Red	Blue	White	Orange
<i>TEXTURING</i>	Green	White	White	White	Orange
<i>WELD PREP</i>	Green	Red	Blue	White	White

The table to the right helps in selecting the appropriate brush type for the job at hand. Osborn International encourages its customers to contact them for any assistance in the process of brush tool selection.

All types of Osborn brushes can be used with automatic and CNC equipment. All brushes are designed for use with high speed air and electric tools, both portable and finishing machines.

Osborn High Speed Mini-Grinder Brushes are made in both wheel and cup styles for use on tools made by: AEG, BLACK & DECKER, BOSCH, HITACHI, INGERSOLL RAND, JEPSON, MAKITA, METABO, MILWAUKEE ELECTRIC TOOL, PORTER CABLE, RYOBI, SIOUX, SKIL, and others.

Miniature Brush Tools are available in wheel, cup, and end styles in sizes as small as 3/16" and speeds up to 25,000 RPM.

After selecting the appropriate brush type, please use the following charts to select the most suitable fill material for the selected Brush tool.

WHEEL BRUSH SELECTION GUIDE

Part Type	Aluminum	Brass	Copper	Iron	Plastic	Steel	Stainless Steel	Wood
Brush Material								
CRIMPED WIRE								
Steel	OK	OK	OK	BC	NR	BC	NR	OK
Stainless	VG	OK	OK	OK	NR	OK	BC	OK
Nonferrous	OK	BC	BC	OK	VG	OK	OK	OK
KNOTTED WIRE								
Steel	NR	OK	OK	BC	NR	BC	NR	OK
Stainless	NR	OK	OK	OK	NR	OK	BC	OK
Nonferrous	VG	BC	BC	OK	VG	OK	OK	OK
TY™ ENCAPSULATED WIRE								
Pliant Polymer	NR	NR	NR	BC	NR	BC	BC	NR
Rigid Polymer	NR	NR	NR	BC	NR	BC	BC	NR
NATURAL FIBERS								
Tampico-								
Untreated	VG	VG	VG	OK	VG	BC	BC	OK
Treated	VG	VG	VG	VG	OK	BC	BC	NR
Sisal	VG	VG	VG	OK	OK	OK	BC	NR
SYNTHETICS								
Nylon	OK	OK	OK	NR	OK	OK	OK	OK
ATB™	BC	BC	BC	VG	VG	BC	BC	VG

BC	Best Choice for the combination
VG	Very Good for the combination
OK	Suitable for the combination
NR	Not Recommended for the combination

CUP BRUSH SELECTION GUIDE

Part Type	Aluminum	Brass	Copper	Iron	Plastic	Steel	Stainless Steel	Wood
Brush Material								
CRIMPED WIRE								
Steel	BC	BC	BC	BC	NR	BC	BC	BC
Stainless	VG	VG	VG	VG	NR	VG	BC	NR
Nonferrous	VG	VG	VG	NR	OK	OK	OK	VG
KNOTTED WIRE								
Steel	NR	OK	OK	BC	NR	BC	NR	NR
Stainless	OK	OK	OK	VG	NR	VG	BC	NR
Nonferrous	BC	BC	BC	NR	NR	OK	OK	NR
TY™ ENCAPSULATED WIRE								
Pliant Polymer	NR	NR	NR	BC	NR	BC	BC	NR
Rigid Polymer	NR	NR	NR	BC	NR	BC	BC	NR
SYNTHETICS								
ATB™	BC	BC	BC	BC	VG	BC	BC	BC

BC	Best Choice for the combination
VG	Very Good for the combination
OK	Suitable for the combination
NR	Not Recommended for the combination

END BRUSH SELECTION GUIDE

Part Type	Aluminum	Brass	Copper	Iron	Plastic	Steel	Stainless Steel
Brush Material							
CRIMPED WIRE							
Steel	NR	VG	VG	BC	NR	BC	NR
Stainless	VG	VG	VG	VG	NR	VG	BC
Nonferrous	VG	BC	BC	NR	OK	OK	OK
KNOTTED WIRE							
Steel	NR	NR	NR	BC	NR	BC	NR
Stainless	NR	NR	NR	VG	NR	VG	BC
TY™ ENCAPSULATED WIRE							
Pliant Polymer	NR	NR	NR	BC	NR	BC	BC
Rigid Polymer	NR	NR	NR	BC	NR	BC	BC
NATURAL FIBERS							
Treated Tampico	VG	VG	VG	VG	BC	BC	BC
SYNTHETICS							
ATB™	BC	BC	BC	BC	VG	BC	BC

BC	Best Choice for the combination
VG	Very Good for the combination
OK	Suitable for the combination
NR	Not Recommended for the combination

INTERNAL BRUSH SELECTION GUIDE

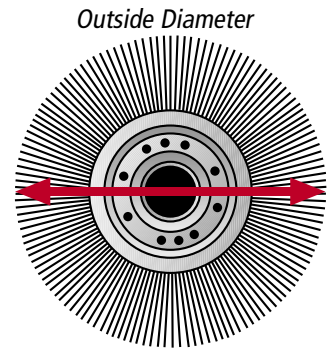
Part Type	Aluminum	Brass	Copper	Iron	Plastic	Steel	Stainless Steel
Brush Material							
CRIMPED WIRE							
Steel	NR	VG	VG	BC	NR	BC	NR
Stainless	VG	VG	VG	VG	NR	VG	BC
Nonferrous	VG	BC	BC	NR	OK	OK	OK
KNOTTED WIRE							
Steel	NR	NR	NR	BC	NR	BC	NR
Stainless	NR	NR	NR	VG	NR	VG	BC
TY™ ENCAPSULATED WIRE							
Pliant Polymer	NR	NR	NR	BC	NR	BC	BC
Rigid Polymer	NR	NR	NR	BC	NR	BC	BC
NATURAL FIBERS							
Treated Tampico	VG	VG	VG	VG	BC	BC	BC
SYNTHETICS							
ATB™	BC	BC	BC	BC	VG	BC	BC

BC	Best Choice for the combination
VG	Very Good for the combination
OK	Suitable for the combination
NR	Not Recommended for the combination

POWER BRUSH TERMINOLOGY

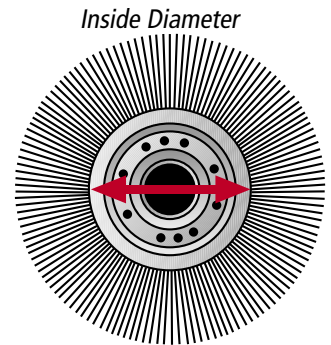
Outside Diameter

The outside diameter, or O.D., is the basic overall size of the brush as measured through the center from two opposite points on the circumference. A larger brush diameter results in a more efficient finishing tool. Production economies are obtained through lower end-of-service costs. Wire brushes 12" O.D. are a practical size, where 12" to 16" O.D. is usually best for non-metallic types. Sizes for portable tools (6,000 RPM maximum) should not exceed 6" O.D. in any material.



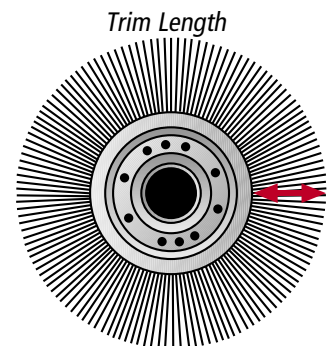
Inside Diameter

The inside diameter, or I.D., is the diameter of the brush back measured across the center from two opposite points on the flange or plate. (I.D. should not be confused with the arbor hole which defines the central opening by which the brush is attached to the tool or machine.) Increasing the inside diameter of a brush while maintaining the outside diameter results in a stiffer, less flexible brush face since it effectively reduces the trim length.



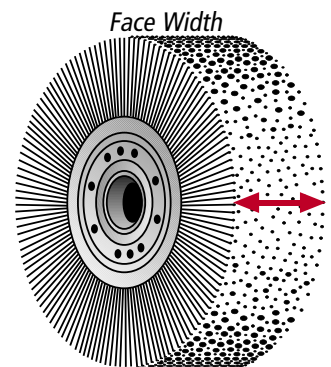
Trim Length

This term refers to the length of the fill material that extends beyond the brush back or face plates. A short trim makes a stiff, fast-cutting brush, while a long trim gives a brush added flexibility that better enables it to contact irregular surfaces.



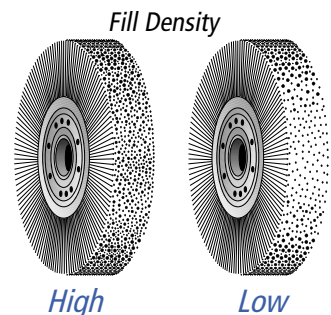
Face Width

This is the width of the working surface of a wheel brush, comparable to the tread area of a tire. All the face widths shown in this catalog are computed while brushes are in operation.




Fill Density

Density is the number of wires or filaments in the brushing surface. High density brushes produce finer surface finishes and are also used where fast cutting is required, as in deburring. Low density brushes offer greater flexibility, providing efficient removal of rust, scale, and other encrustations through the whip-like action of the wires on the surface.



Flexibility

Flexibility is that quality of a brush which determines its resiliency and ability to reach into confined areas and conform to uneven or contoured surfaces. It is determined by the overall interaction of inner and outer diameters, trim length, fill density, fill material, and RPM. (Not illustrated here.)

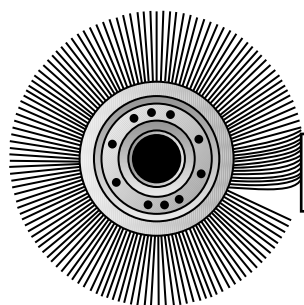


Correct Pressure

Brushing Speed and Pressure

The RPM speeds shown for Osborn power brushes are Maximum Safe Free Speeds (MSFS). In most operations, a lower speed than the MSFS will prove more efficient for you. Lower speeds and lighter pressures give longer brush life, generate less heat in the work, and require less power.

With wire brushes, the tips of the filaments do the actual work. With ATB brushes, the tips and sides of the filaments do the work.



Excessive Pressure

Where high brush pressures and speeds are required, it is recommended that a more aggressive brush be used. This may be done by increasing wire size and/or abrasive grit size, decreasing trim length, or in some instances, changing to another brush type.

Steel Wire Quality

Osborn Steel Wire is a proprietary product developed by Osborn and used exclusively for Osborn power brushes. It has outstanding cutting action and excellent fatigue resistance for long, efficient brush life.



Straight Wire

Straight wire is used in knot-type brushes and provides maximum impact action for weld cleaning, heavy burr removal, and all jobs requiring fast, severe cutting performance.



Crimped Wire

Crimped wire is used in Osborn conventional brushes of all types: wheel, cup, end, and internal action. It provides controlled tip action (continuous brushing action) and is excellent for producing fine finishes and removing light burrs.

Knot Types



Standard Twist Knot is good for cleaning grooves, t-connections and welded beads, and for general surface preparation. It is used in all types of wire brushes.



Cable Twist Knot is excellent for standard knot wire applications that need more aggressive action and is most commonly used in wheel brushes.



Stringer Bead Knot is excellent for bead scale removal.

Wire Brushes

Problem	Solution
Brush not aggressive enough	<ol style="list-style-type: none"> 1. Increase surface speed by increasing O.D. or RPM 2. Decrease trim length and increase fill density 3. Increase wire diameter 4. Decrease feed rate 5. Use TY® brush
Brush too aggressive	<ol style="list-style-type: none"> 1. Reduce surface speed by reducing O.D. or RPM 2. Increase trim length and decrease fill density 3. Reduce wire diameter 4. Increase feed rate
Action of brush pushes burr to adjacent surfaces	<ol style="list-style-type: none"> 1. Increase brush diameter 2. If metal is too ductile, then try an abrasive nylon filament brush
More action required on edges parallel to brush axis	<ol style="list-style-type: none"> 1. Increase brush RPM 2. Slow down feed rate 3. Dwell brush at problem area
Smoother finish required	<ol style="list-style-type: none"> 1. Decrease wire diameter 2. Increase surface speed 3. Increase brush fill density 4. Use abrasive brush
Finish too smooth and lustrous	<ol style="list-style-type: none"> 1. Increase wire diameter 2. Decrease surface speed 3. Reduce brush fill density
Brushing action not sufficiently uniform	<ol style="list-style-type: none"> 1. Increase trim length and decrease fill sufficiently uniform density 2. Devise hand-held or mechanical fixture or machine to avoid irregular off-hand manipulation

ATB™ Brushes

Problem	Solution
Brush not aggressive enough	<ol style="list-style-type: none"> 1. Increase surface speed by increasing O.D. or RPM 2. Use larger brush diameter 3. Use coarser abrasive filament 4. Decrease feed rate
Brush too aggressive	<ol style="list-style-type: none"> 1. Reduce surface speed by reducing O.D. or RPM 2. Use smaller brush diameter 3. Reduce filament grit size 4. Increase feed rate
More action required on edges parallel to brush axis	<ol style="list-style-type: none"> 1. Increase brush RPM 2. Slow down feed rate 3. Dwell brush at the problem area
More action required on edges perpendicular to brush axis	<ol style="list-style-type: none"> 1. Decrease brush RPM 2. Increase feed rate 3. Oscillate brush at the problem area
Finish too rough	<ol style="list-style-type: none"> 1. Use coolant or cutting oil 2. Increase RPM 3. Use finer abrasive filament 4. Use buffing compound
Finish too smooth	<ol style="list-style-type: none"> 1. Increase wire diameter 2. Decrease surface speed 3. Reduce brush fill density
Brushing action not sufficiently uniform	<ol style="list-style-type: none"> 1. Increase trim length and decrease fill density 2. Utilize automated equipment for brushing motion fixture or machine to avoid irregular off-hand manipulation

WHEEL BRUSHES

The most widely used design, the wheel brush can be mounted either horizontally or vertically, with the tips of the wires doing the actual work as they contact the workpiece. Osborn wheel brushes are available in both crimped and straight steel, stainless steel and brass wires, plus a variety of natural and synthetic fibers, ATB™ abrasive nylon, and brushes which feature metal wires encapsulated in TY™ elastomers.




A complete line of arbor hole adapters are available to meet your machine requirements. See page 41-43 to select the appropriate adapter.



Special Wheel Brush Request Form

End User _____
 Distributor _____
 Contact Name _____
 Address _____
 City _____ State _____ Zip _____
 Phone _____ Fax _____
 E-Mail _____

Customer Drawing Available: Yes No



Outer Diameter	Inner Diameter	Arbor Hole	Trim Length	Notes Fill Style <input type="radio"/> Straight <input type="radio"/> Crimped <input type="radio"/> Knotted <input type="radio"/> Encapsulated <input type="radio"/> ATB Round <input type="radio"/> ATB Rectangular
Face Width	Fill Material	Fill Diameter	Max RPM	

Brush Run in sets Yes No If Yes, How many _____ Finish Grind _____

Equipment Used: Off-Hand Buffing Jack Air Tool
 Electric Tool CNC Other

Metal Components: Stainless Steel Carbon Steel Other
 Density: Light Medium Heavy

Comp. to Stock Product # _____ Variation _____
 Method now being used _____

Price & Desc. if Competitor Brush _____

Stock Brushes Tested _____ Result _____

Yearly Potential _____ Order Quantity _____

Application _____

Comments: _____

Arbor Hole Style

<input type="checkbox"/>	<input type="checkbox"/>	<input type="checkbox"/>	<input type="checkbox"/>	<input type="checkbox"/>	<input type="checkbox"/>

OSBORN
INTERNATIONAL
A Unit of Jason Incorporated

5401 Hamilton Ave.
 Cleveland OH 44114
 Phone: (800) 720-3358 (216) 361-1900
 Fax: (216) 361-1913
 www.osborn.com
 marketsupport@osborn.com

Osborn crimped wire wheel brushes are filled with steel or stainless steel wire in a variety of gages for applications from aggressive material removal and deburring, to surface conditioning and polishing. Arbor holes are easily adapted to any spindle or drive arbor with Osborn adapters.

Ideal for: buffing, cleaning, light deburring, flash removal, surface finishing, polishing, paint & varnish removal, rust & oxide removal, weld preparation, weld cleaning, and much more.

CRIMPED WIRE WIDE FACE WHEEL BRUSH

Osborn Wide Face Wheels are heavily filled with the highest quality steel wire, in a range of wire sizes. Their wide face construction provides fast, efficient brushing on production work and general maintenance jobs. These wheels fit directly onto 2" diameter arbors, without adapters.

Applications: Deburring, Rust Removal, Surface Finishing, General Cleanup of Tools, Bench Motor Brush



Brush Dia.	Plain Arbor Hole	Fill Dia.	Fill Material	Trim Length	Face Width	Max RPM	Item No.
4-1/4	2	0.010	Stainless Steel	3/4	1	6000	22098
4-1/4	2	0.010	Steel	3/4	1	6000	22000
4-1/4	2	0.012	Steel	3/4	1	6000	22003
4-1/4	2	0.014	Stainless Steel	3/4	1	6000	22099
4-1/4	2	0.014	Steel	3/4	1	6000	22004
6	2	0.006	Steel	1	1-1/4	6000	22005
6	2	0.008	Stainless Steel	1	1-1/4	6000	22100
6	2	0.008	Steel	1	1-1/4	6000	22006
6	2	0.010	Stainless Steel	1	1-1/2	6000	22009
6	2	0.010	Steel	1	1-1/4	6000	22060
6	2	0.012	Steel	1	1-1/4	6000	22007
6	2	0.014	Brass	1	1-1/4	6000	22057
6	2	0.014	Stainless Steel	1	1-1/4	6000	22101
6	2	0.014	Steel	1	1-1/4	6000	22008
8	2	0.006	Steel	1-1/2	1-1/2	4500	22010
8	2	0.008	Stainless Steel	1-1/2	1-1/2	4500	22102
8	2	0.008	Steel	1-1/2	1-1/2	4500	22025
8	2	0.010	Steel	1-1/2	1-1/2	4500	22080
8	2	0.012	Stainless Steel	1-1/2	1-1/2	4500	22103
8	2	0.012	Steel	1-1/2	1-1/2	4500	22026
8	2	0.014	Steel	1-1/2	1-1/2	4500	22012
8	2	0.020	Stainless Steel	1-1/2	1-1/2	4500	22104
8	2	0.020	Steel	1-1/2	1-1/2	4500	22013
10	2	0.010	Steel	2-1/8	2	3600	22014
10	2	0.012	Steel	2-1/8	2	3600	22030
10	2	0.014	Stainless Steel	2-1/8	2	3600	22027
10	2	0.014	Steel	2-1/8	2	3600	22029
10	2	0.020	Steel	2-1/8	2	3600	22015
12	2	0.012	Steel	3-1/4	2	3600	22016
12	2	0.014	Steel	3-1/4	2	3600	22038
12	2	0.020	Steel	1-7/8	2	3000	22225
12	2	0.020	Steel	3-1/4	2	3600	22017
15	2	0.012	Steel	3-3/8	2-1/4	2400	22018

CRIMPED WIRE MEDIUM FACE WHEEL BRUSH

Osborn Medium Face Wheels are brushing tools that are filled densely and uniformly with our special analysis steel wire. Adaptable to a wide range of equipment, they combine excellent brushing characteristics with exceptionally long life. Also adaptable to multiple mounting for brushing wide areas.

Applications: Edge Blending, Deburring, Rust Removal, Surface Finishing, Cleaning, General Bench Motor Use

Brush Dia.	Plain Arbor Hole	Fill Dia.	Fill Material	Trim Length	Face Width	Width at Face Plates	Max RPM	Item No.	Clamshell
4-1/4	2	0.006	Steel	11/16	5/8	0.41	6000	22041	
4-1/4	2	0.008	Stainless Steel	11/16	5/8	0.41	6000	22143	
4-1/4	2	0.008	Steel	11/16	5/8	0.41	6000	22042	
4-1/4	2	0.0118	Stainless Steel	11/16	5/8	0.41	6000	22144	
4-1/4	2	0.0118	Steel	11/16	5/8	0.41	6000	22045	
4-1/4	2	0.014	Stainless Steel	11/16	5/8	0.41	6000	22145	
4-1/4	2	0.014	Steel	11/16	5/8	0.41	6000	22046	
6	2	0.006	Steel	1	7/8	0.67	6000	22061	
6	2	0.008	Stainless Steel	1	7/8	0.67	6000	22146	
6	2	0.008	Steel	1	7/8	0.67	6000	22062	
6	2	0.0104	Steel	1	7/8	0.67	6000	22064	
6	2	0.0118	Stainless Steel	1	7/8	0.67	6000	22151	
6	2	0.0118	Steel	1	7/8	0.67	6000	22065	
6	2	0.014	Stainless Steel	1	7/8	0.67	6000	22147	
6	2	0.014	Steel	1	7/8	0.67	6000	22066	22040
7	2	0.0104	Steel	1-1/2	3/4	0.65	6000	22074	
7	2	0.014	Steel	1-1/2	3/4	0.65	6000	22076	22077
8	1-1/4	0.008	Steel	1-1/2	5/8	0.547	4500	21024	
8	1-1/4	0.0118	Steel	1-1/2	5/8	0.635	4500	22094	
8	1-1/4	0.014	Steel	1-1/2	5/8	0.635	4500	22095	
8	2	0.006	Steel	1-1/2	5/8	0.635	4500	22081	
8	2	0.008	Stainless Steel	1-1/2	5/8	0.635	4500	22148	
8	2	0.008	Steel	1-1/2	5/8	0.635	4500	22082	
8	2	0.0118	Stainless Steel	1-1/2	5/8	0.635	4500	22149	
8	2	0.0118	Steel	1-1/2	5/8	0.635	4500	22085	
8	2	0.014	Stainless Steel	1-1/2	5/8	0.635	4500	22150	
8	2	0.014	Steel	1-1/2	5/8	0.635	4500	22086	22088
8	2	0.020	Steel	1-1/2	5/8	0.635	4500	22087	
10	2	0.006	Steel	2	1-1/4	0.795	3600	22108	
10	2	0.008	Steel	2	1-1/4	0.795	3600	22109	
10	2	0.0104	Steel	2	1-1/4	0.795	3600	22110	
10	2	0.0118	Steel	2	1-1/4	0.795	3600	22111	
10	2	0.014	Steel	2	1-1/4	0.795	3600	22112	
10	2	0.020	Steel	2	1-1/4	0.795	3600	22114	
12	2	0.008	Steel	1-7/8	1-1/4	0.91	3000	22137	
12	2	0.0104	Steel	1-7/8	1-1/4	0.91	3000	22138	
12	2	0.0118	Steel	1-7/8	1-1/4	0.91	3000	22139	
12	2	0.0118	Steel	3	1-1/8	0.805	3000	22125	
12	2	0.014	Stainless Steel	3	1-1/8	0.805	3000	22052	
12	2	0.014	Steel	1-7/8	1-1/4	0.91	3000	22140	
12	2	0.014	Steel	3	1-1/8	0.805	3000	22126	
12	2	0.020	Stainless Steel	3	1-1/8	0.805	3000	22078	
12	2	0.020	Steel	1-7/8	1-1/4	0.91	3000	22142	
12	2	0.020	Steel	3	1-1/8	0.805	3000	22028	
15	2	0.0118	Steel	2-3/4	1-3/8	0.81	2400	22274	



Note: The 2" arbor hole brushes, 8" OD and greater, have two 1/2" x 1/4" keyways, and the 1-1/4" arbor hole brushes have two 1/4" x 1/8" keyways.

CRIMPED WIRE NARROW FACE WHEEL BRUSH

Osborn Narrow Face Wire Wheels are more flexible than the wide and medium duty styles. For wider surfaces where flexibility is required, they can be mounted in multiples. All 3/8" -5/8" and 1/2" -5/8" arbor holes are supplied with a removable plastic adapter.

Applications: Deburr and Clean Narrow Areas, Produce Antique Finishes, Rust Removal, Paint Removal



Note: the 2" arbor hole brushes, 8" OD and greater, have two 1/2" x 1/4" keyways, and the 1-1/4" arbor hole brushes have two 1/4" x 1/8" keyways.

Brush Dia.	Plain Arbor Hole	With Bushing	Fill Dia.	Fill Material	Trim Length	Face Width	Width at Face Plates	Max RPM	Item No.	Clamshell
4	5/8	3/8	0.0104	Steel	13/16	5/8	13/32	6000	21003	
4	5/8	1/2	0.006	Stainless Steel	7/8	5/8	13/32	6000	21006	
4	5/8	1/2	0.006	Steel	13/16	5/8	13/32	6000	21591	
4	5/8	1/2	0.0104	Stainless Steel	13/16	3/8	3/8	6000	21597	21602
4	5/8	1/2	0.0104	Steel	13/16	5/8	13/32	6000	21592	
4	5/8	1/2	0.0118	Steel	13/16	5/8	13/32	6000	21593	
4	5/8	1/2	0.014	Brass	7/8	3/8	1/2	6000	21043	
4	5/8	1/2	0.014	Stainless Steel	7/8	3/8	1/2	6000	21008	
4	5/8	1/2	0.014	Steel	7/8	3/8	1/2	6000	21007	
6	5/8	1/2	0.006	Steel	1-1/8	5/8	13/32	6000	21583	
6	5/8	1/2	0.008	Stainless Steel	1-1/8	5/8	13/32	6000	21012	
6	5/8	1/2	0.008	Steel	1-1/8	5/8	13/32	6000	21584	
6	5/8	1/2	0.0104	Stainless Steel	1-1/8	5/8	13/32	6000	21588	
6	5/8	1/2	0.0104	Steel	1-1/8	5/8	13/32	6000	21585	
6	5/8	1/2	0.0118	Steel	1-1/8	5/8	13/32	6000	21586	21601
6	5/8	1/2	0.014	Stainless Steel	1-1/8	5/8	13/32	6000	21010	
6	5/8	1/2	0.014	Steel	1-1/8	5/8	13/32	6000	21587	
6	1-1/4	-	0.005	Stainless Steel	1-1/8	5/8	13/32	6000	21056	21064
6	1-1/4	-	0.006	Steel	1-1/8	5/8	13/32	6000	21009	
6	1-1/4	-	0.008	Steel	1-1/8	5/8	13/32	6000	21013	
6	1-1/4	-	0.0104	Stainless Steel	1-1/8	5/8	13/32	6000	21059	
6	1-1/4	-	0.0104	Steel	1-1/8	5/8	13/32	6000	21016	
6	1-1/4	-	0.014	Brass	1-1/8	5/8	13/32	6000	21046	
6	1-1/4	-	0.014	Steel	1-1/8	5/8	13/32	6000	21020	
8	1-1/4	-	0.005	Stainless Steel	1-1/2	3/4	1/2	4500	21195	
8	1-1/4	-	0.006	Steel	1-1/2	5/8	35/64	4500	21182	
8	1-1/4	-	0.0104	Stainless Steel	1-1/2	3/4	1/2	4500	21061	
8	1-1/4	-	0.0104	Steel	1-1/2	5/8	35/64	4500	21031	
8	1-1/4	-	0.0118	Steel	1-1/2	5/8	35/64	4500	21188	
8	1-1/4	-	0.014	Stainless Steel	1-1/2	5/8	35/64	4500	21011	
8	1-1/4	-	0.014	Steel	1-1/2	5/8	35/64	4500	21033	
10	1-1/4	-	0.0104	Steel	2-1/2	5/8	15/32	3600	21201	
10	1-1/4	-	0.014	Steel	2-1/2	5/8	15/32	3600	21041	
10	2	-	0.006	Steel	2-1/2	5/8	15/32	3600	21200	
10	2	-	0.008	Steel	2-1/2	5/8	15/32	3600	21067	
10	2	-	0.014	Steel	2-1/2	5/8	15/32	3600	21042	
12	1-1/4	-	0.005	Steel	3	1	9/16	3000	21047	
12	1-1/4	-	0.0104	Steel	3	1/2	29/64	3000	21044	
12	1-1/4	-	0.0104	Steel	3	1	9/16	3000	21051	
12	2	-	0.005	Stainless Steel	3	1	17/32	3000	21207	
12	2	-	0.006	Steel	3	1	9/16	3000	21050	
12	2	-	0.0104	Stainless Steel	3	1	17/32	3000	21063	
12	2	-	0.0104	Steel	3	1	9/16	3000	21052	
15	1-1/4	-	0.0118	Steel	4-1/2	5/8	15/32	3000	21053	

SMALL DIAMETER CRIMPED WIRE WHEEL BRUSH

Osborn's proven Small Diameter Crimped Wire Brushes are specially designed for effective brushing operations on internal surfaces and other hard-to-reach areas. Available in steel, stainless steel, and brass, they can be mounted, singly or in multiples, directly onto the shaft of a portable tool.

Brush Dia.	Arbor Hole	Fill Dia.	Fill Material	Trim Length	Face Width	Max RPM	Item No.	Clamshell
1	1/4	0.003	Stainless Steel	13/64	3/16	20000	11070	
1	3/16	0.008	Steel	11/64	3/16	20000	11004	
1-1/4	1/4	0.005	Stainless Steel	21/64	3/16	20000	11073	
1-1/4	1/4	0.008	Stainless Steel	21/64	3/16	20000	11074	
1-1/4	1/4	0.008	Steel	5/16	3/16	20000	11003	
1-1/4	3/8	0.008	Steel	1/4	7/32	20000	11010	11107
1-1/4	3/8	0.0104	Steel	1/4	7/32	20000	11011	
1-1/4	3/8	0.014	Steel	1/4	1/4	20000	11012	
1-1/4	1/2	0.0104	Stainless Steel	21/64	1/8	20000	11005	
1-3/8	1/4	0.006	Steel	25/64	3/16	20000	11013	
1-3/8	1/4	0.008	Steel	25/64	3/16	20000	11014	
1-3/8	1/4	0.0104	Steel	25/64	3/16	20000	11015	
1-1/2	1/4	0.003	Steel	21/64	1/8	20000	11006	
1-1/2	3/8	0.005	Brass	3/8	7/32	20000	11251	
1-1/2	3/8	0.005	Stainless Steel	3/8	7/32	20000	11078	
1-1/2	3/8	0.006	Steel	3/8	7/32	20000	11016	
1-1/2	3/8	0.008	Stainless Steel	3/8	7/32	20000	11079	
1-1/2	3/8	0.008	Steel	3/8	7/32	20000	11017	
1-1/2	3/8	0.0104	Steel	3/8	7/32	20000	11018	
1-1/2	3/8	0.014	Stainless Steel	3/8	7/32	20000	11007	
1-1/2	3/8	0.014	Steel	3/8	7/32	20000	11019	
1-9/16	3/8	0.0025	Steel	13/32	7/32	20000	11024	
2	3/8	0.014	Stainless Steel	7/16	9/32	20000	11085	
2	3/8	0.014	Steel	7/16	1/4	20000	11028	11108
2	1/2	0.0025	Steel	9/16	1/4	20000	11029	
2	1/2	0.005	Brass	9/16	1/4	20000	11252	
2	1/2	0.005	Stainless Steel	1/2	1/4	20000	11086	
2	1/2	0.005	Steel	9/16	1/4	20000	11030	
2	1/2	0.006	Steel	9/16	1/4	20000	11031	
2	1/2	0.008	Steel	1/2	1/4	20000	11032	
2	1/2	0.0104	Stainless Steel	1/2	1/4	20000	11088	11109
2	1/2	0.0118	Steel	1/2	1/4	20000	11033	
2	1/2	0.014	Stainless Steel	1/2	1/4	20000	11008	
2	1/2	0.014	Steel	1/2	1/4	20000	11034	
2-1/2	3/8	0.014	Steel	11/16	9/32	20000	11044	
2-1/2	1/2	0.006	Steel	3/4	1/4	20000	11045	
2-1/2	1/2	0.008	Steel	3/4	1/4	20000	11046	
2-1/2	1/2	0.014	Steel	3/4	1/4	20000	11048	
2-1/2	5/8	0.0118	Steel	11/16	9/32	20000	11051	
2-1/2	5/8	0.014	Steel	11/16	9/32	20000	11052	
3	3/8	0.014	Stainless Steel	15/16	3/8	20000	11093	11111
3	3/8	0.014	Steel	15/16	3/8	20000	11056	11072
3	1/2	0.005	Stainless Steel	1	1/4	20000	11094	
3	1/2	0.005	Steel	1	1/4	20000	11057	
3	1/2	0.008	Stainless Steel	1	1/4	20000	11095	
3	1/2	0.008	Steel	1	1/4	20000	11058	
3	1/2	0.014	Stainless Steel	1	1/4	20000	11097	11112
3	1/2	0.014	Steel	1	1/4	20000	11060	
3	5/8	0.005	Brass	15/16	3/8	15000	11253	
3	5/8	0.006	Steel	15/16	3/8	20000	11061	
3	5/8	0.008	Steel	15/16	3/8	20000	11062	
3	5/8	0.014	Stainless Steel	15/16	3/8	20000	11101	
3	5/8	0.014	Steel	15/16	3/8	20000	11063	
4	5/8	0.005	Brass	1-1/2	3/16	12000	11254	
4	5/8	0.008	Steel	1-1/2	3/16	15000	11065	
4	5/8	0.014	Steel	1-1/2	3/16	15000	11066	

Applications: ID Cleaning, Deburring, Rust, Scale, Carbon, and Corrosion Removal



CRIMPED WIRE WHEEL BRUSH WITH SHANK

Crimped Wire Wheel Brushes feature uniform, dense fill and can be used off-hand or on drill presses for internal and external cleaning and deburring.

Applications: Rust, Scale, Paint, Dirt, Weld Spatter Removal



Note: As a safety precaution, shank must be fully inserted into the chuck or collet and tightened securely.

Brush Dia.	Fill Dia.	Trim Length	Shank Dia.	Max RPM	Steel Item No.	Stainless Steel Item No.	Brass Item No.	Clamshell Brass Item No.
1-1/2	0.006	0.281	1/4	25000		11228		
1-1/2	0.008	0.281	1/4	25000	11225			
1-1/2	0.0118	0.281	1/4	25000	11226			
1-1/2	0.012	0.281	1/4	25000		11229		
1-1/2	0.014	0.281	1/4	25000	11227			
2	0.008	0.438	1/4	25000	11231	11234		
2	0.014	0.438	1/4	25000	11232	11235		
2	0.02	0.438	1/4	25000	11233			
2-1/2	0.008	0.688	1/4	25000	11236	11239		
2-1/2	0.014	0.688	1/4	25000	11237	11240		
2-1/2	0.02	0.688	1/4	25000	11238			
3	0.008	0.75	1/4	25000	11241	11244		
3	0.014	0.75	1/4	25000	11242	11245	11064	11075
3	0.02	0.75	1/4	25000	11243			
4	0.008	1	1/4	15000	11246	11248		
4	0.014	1	1/4	15000	11247	11249		

CRIMPED CONCAVE WIRE WHEEL BRUSH WITH SHANK

Crimped Wire Wheel Brushes feature uniform, dense fill and can be used offhand or on drill presses for internal and external cleaning and deburring.

Applications: Rust, Scale, Paint, Dirt, Weld Spatter Removal



Note: As a safety precaution, shank must be fully inserted into the chuck or collet and tightened securely.

Brush Dia.	Fill Dia.	Trim Length	Shank Dia.	Max RPM	Stainless Steel Item No.	Steel Item No.
1-1/2	0.006	3/8	1/4	20000	11300	11255
1-1/2	0.008	3/8	1/4	20000		11256
1-1/2	0.0118	3/8	1/4	20000		11257
1-1/2	0.012	1/2	1/4	20000	11301	
2	0.006	1/2	1/4	20000	11302	11258
2	0.008	1/2	1/4	20000		11259
2	0.014	1/2	1/4	20000	11303	11260
2	0.020	1/2	1/4	20000		11261
2-1/2	0.006	11/16	1/4	20000	11304	11262
2-1/2	0.008	11/16	1/4	20000		11263
2-1/2	0.014	11/16	1/4	20000	11305	11264
2-1/2	0.020	11/16	1/4	20000		11265
3	0.006	15/16	1/4	20000	11306	11266
3	0.008	15/16	1/4	20000		11267
3	0.014	15/16	1/4	20000	11307	11268
3	0.020	15/16	1/4	20000		11269
4	0.006	1-7/16	1/4	15000	11308	11270
4	0.008	1-7/16	1/4	15000		11271
4	0.014	1-7/16	1/4	15000	11309	11272
4	0.020	1-7/16	1/4	15000		11273

CRIMPED WIRE WHEEL BRUSH - LIGHT DUTY

Specially designed for jobs where an extremely soft brushing action is needed. Available in both steel and stainless steel wire, their exceptional flexibility makes them very effective on irregularly shaped parts.

Applications: Soft Brushing Action, Irregularly Shaped Parts

Brush Dia.	Arbor Hole	Fill Dia.	Fill Material	Inner Dia.	Trim Length	Face Width	Width at Arbor	Max RPM	Item No.
4	1-1/4	0.005	Stainless Steel	1-1/4	1-3/16	3/8	1/4	6000	21076
6	2	0.005	Stainless Steel	2	1-5/8	1/2	1/4	4000	21077
6	2	0.006	Steel	2	1-5/8	5/8	1/4	4000	21071
8	2	0.006	Steel	2	2-5/8	5/8	1/4	3750	21073
10	2	0.005	Stainless Steel	2	3-5/8	1/2	1/4	3250	21078
10	2	0.006	Steel	2	3-5/8	1/2	1/4	3250	21075
10	2	0.008	Stainless Steel	2	3-5/8	1/2	1/4	3250	21079
10	4-1/4	0.020	Steel	4-1/4	2-1/2	1/2	1/4	3250	21962



CRIMPED WIRE WHEEL BRUSH - LIGHT DUTY

Osborn Light Duty Wire Wheel Brushes feature a unique design in which tufts of wire are individually anchored around a steel retaining component, providing flexibility that cannot be found in any other brush. These light duty brushes clean irregular surfaces quickly and thoroughly. Their long life keeps end-of-service costs extremely low.

Applications: Irregular Surfaces

Brush Dia.	Arbor Hole	Fill Dia.	Fill Material	Trim Length	Face Width	Width at Arbor	Max RPM	Item No.
3	1/4	0.004	Steel	21/32	3/8	3/8	6000	23002
3	3/8	0.014	Steel	21/32	3/8	3/8	6000	23006
3	1/2	0.004	Steel	21/32	3/8	3/8	6000	23003
3	1/2	0.0118	Steel	21/32	3/8	3/8	6000	23005
4	1/2	0.003	Stainless Steel	7/8	1/2	7/16	6000	23014
4	1/2	0.004	Steel	7/8	1/2	7/16	6000	23008
4	1/2	0.005	Steel	7/8	1/2	7/16	6000	23009
4	1/2	0.0118	Steel	7/8	1/2	7/16	6000	23010
5	1/2	0.005	Steel	1-3/8	1/2	7/16	4000	23015
5	5/8	0.014	Steel	1-3/8	1/2	7/16	4000	23016
6	1/2	0.003	Stainless Steel	1-7/8	1/2	1/2	4000	23027
6	1/2	0.004	Steel	1-7/8	1/2	1/2	4000	23017
6	1/2	0.005	Brass	1-7/8	1/2	1/2	4000	23029
6	1/2	0.005	Steel	1-7/8	1/2	1/2	4000	23018
6	1/2	0.006	Steel	1-7/8	1/2	1/2	4000	23021
6	1/2	0.008	Steel	1-7/8	1/2	1/2	4000	23022
6	1/2	0.0118	Steel	1-7/8	1/2	1/2	4000	23024
6	5/8	0.005	Steel	1-7/8	1/2	1/2	4000	23019
6	1-1/4	0.005	Steel	1-7/8	1/2	1/2	4000	23020
7	5/8	0.008	Steel	2-3/8	1/2	1/2	4000	23030
8	5/8	0.005	Steel	2-7/8	1/2	1/2	3750	23031
8	1-1/4	0.005	Steel	2-7/8	1/2	1/2	3750	23034



CRIMPED WIRE WHEEL BRUSH SECTIONS - LIGHT DUTY

Made without face plates and furnished in sets. They can be mounted in multiples directly on a shaft of the same size as the I.D. of the brush to cover any required face width. The use of flanges is recommended at each end of such assemblies. These section brushes form a dense, wide-face brush that offers additional flexibility.

Applications: Surface Cleaning, Light Deburring



Brush Dia.	Arbor Hole	Fill Dia.	Fill Material	Inner Dia.	Trim Length	Face Width	Pieces per Set	Max RPM	Item No.
6	2-1/8	0.008	Steel	2-1/8	1-9/16	1-5/8	4	4000	21080
8	2-3/4	0.0104	Steel	2-3/4	2-1/4	2	4	3500	21091
10	3-3/8	0.0104	Steel	3-3/8	2-15/16	2-3/4	5	3000	21092
15	4-1/4	0.0118	Steel	4-1/4	5	3	6	2400	21084

CRIMPED HIGH SPEED SMALL GRINDER WIRE WHEEL BRUSH

Applications: Light Duty Brushing



Brush Dia.	Threaded Arbor Hole	AH Nut Color	Fill Dia.	Fill Material	Trim Length	Max RPM	Item No.	Clamshell
4	1/2-13NC	Black	0.014	Stainless Steel	7/8	15000	21308	
4	1/2-13NC	Black	0.014	Steel	7/8	15000	21303	21313
4	3/8-24UNF	Copper	0.014	Steel	7/8	15000	21305	21315
4	5/8-11NC	Steel	0.006	Stainless Steel	7/8	15000	21082*	21094*
4	5/8-11NC	Steel	0.014	Brass	7/8	15000	21040	
4	5/8-11NC	Steel	0.014	Stainless Steel	7/8	15000	21309	
4	5/8-11NC	Steel	0.014	Steel	7/8	15000	21304	21314
4	M-10 x 1.25	Gold	0.014	Steel	7/8	15000	21301	21311
4	M-10 x 1.5	Silver	0.014	Steel	7/8	15000	21302	21312
4	M-14 x 2.0	Red	0.014	Steel	7/8	15000	21300	21310

* Type 316 Stainless Steel

CRIMPED SMALL DIAMETER WIRE STRIPPING WHEEL BRUSHES

Available in both crimped steel wire for lighter insulation removal, and TY encapsulated (green) for heavy duty service. (Please refer to Page 38 for TY encapsulated wire stripping wheel brush).

Applications: Removal of all types of electrical wire insulation



Note: 3/8" arbor hole can be adapted to fit .335" arbor.

Bushings will be provided for no charge: BA-39352: 15/16" BB-39352: 5/8" - BC-39352: 1-13/16"

Brush Dia.	Arbor Hole	Fill Dia.	Fill Material	Trim Length	Face Width	Item No.
1-1/2	1/4	0.006	Steel	3/8	11/16	11110
1-1/2	3/8	0.0104	Steel	3/8	1-15/16	11125

Rugged knot-type construction provides high brush flexibility, more uniform results, maximum safety and efficient operation at high speeds. Brushes larger than 6" should be mounted on stationary tables; those 6" and smaller can be mounted to stationary installations or attached to portable tools.

KNOT WIRE WHEEL BRUSH

Features standard twist knot.

Brush Dia.	Plain Arbor Hole	Threaded Arbor Hole	With Bushing	Fill Dia.	Fill Material	Trim Length	Face Width	Width at Face Plates	Max RPM	Std Pk	Item No.	Clamshell
3	3/8		-	0.014	Brass	5/8	3/8	7/16	25000	12	26092	
3	3/8		-	0.014	Stainless Steel	5/8	3/8	7/16	25000	12	26206	
3	3/8		-	0.014	Steel	5/8	3/8	7/16	25000	12	26927	
3	3/8		-	0.020	Steel	5/8	3/8	7/16	25000	12	26928	26413
4	3/8		-	0.014	Stainless Steel	7/8	5/16	3/8	20000	12	26209	26211
4	3/8		-	0.014	Steel	7/8	5/16	3/8	20000	12	26017	
4	1/2		-	0.0095	Steel	7/8	5/16	3/8	20000	12	26021	
4	1/2		-	0.014	Stainless Steel	7/8	5/16	3/8	20000	12	26210	
4	5/8		1/2	0.0118	Steel	7/8	5/16	3/8	20000	12	26028	
4	5/8		1/2	0.014	Brass	7/8	5/16	3/8	20000	12	26093	
4	5/8		1/2	0.014	Stainless Steel	7/8	5/16	3/8	20000	12	26342	
4	5/8		1/2	0.014	Steel	7/8	5/16	3/8	20000	12	26029	
4	5/8		1/2	0.020	Stainless Steel	7/8	5/16	3/8	20000	12	26343	
4	5/8		1/2	0.020	Steel	7/8	5/16	3/8	20000	12	26030	
6		5/8-11NC	-	0.016	Stainless Steel	1-1/2	1/2	9/16	9000	6	26038	
6		5/8-11NC	-	0.025	Stainless Steel	1-1/2	1/2	9/16	9000	12	26346*	
6		5/8-11NC	-	0.025	Steel	1-1/2	1/2	9/16	9000	12	26047*	26110*
6	5/8		1/2	0.0095	Stainless Steel	1-1/2	1/2	9/16	9000	12	26345	
6	5/8		1/2	0.0095	Steel	1-1/2	1/2	9/16	9000	12	26040	
6	5/8		1/2	0.0118	Steel	1-1/2	1/2	9/16	9000	12	26041	
6	5/8		1/2	0.014	Steel	1-1/2	1/2	9/16	9000	12	26042	26109
6	5/8		1/2	0.016	Stainless Steel	1-1/2	1/2	9/16	9000	6	26225	26233
6	5/8		1/2	0.016	Steel	1-1/2	1/2	9/16	9000	12	26043	
6	5/8		1/2	0.025	Steel	1-1/2	1/2	9/16	9000	12	26046*	
6-1/2		5/8-11NC	-	0.025	Steel	1-1/4	3/8	9/16	9000	12	26039	
7	5/8		-	0.0118	Steel	1-3/4	5/8	9/16	9000	12	26050	26073
8	5/8		-	0.014	Steel	2-7/16	5/8	9/16	8500	12	26059	
8		5/8-11NC	-	0.016	Stainless Steel	1-11/16	5/8	9/16	8500	6	26056	
8		5/8-11NC	-	0.025	Steel	1-11/16	5/8	9/16	8500	12	26062	
8	5/8		-	0.0118	Stainless Steel	1-11/16	5/8	9/16	8500	12	26348	
8	5/8		-	0.0118	Steel	1-11/16	5/8	9/16	8500	12	26058	
8	5/8		-	0.016	Stainless Steel	1-11/16	5/8	9/16	8500	6	26230	
8	5/8		-	0.016	Steel	1-11/16	5/8	9/16	8500	12	26060	
8	5/8		-	0.025	Stainless Steel	1-11/16	5/8	9/16	8500	12	26349	
8	5/8		-	0.025	Steel	1-11/16	5/8	9/16	8500	12	26061*	
8	1-1/4		-	0.0118	Steel	1-11/16	5/8	9/16	8500	12	26064	
8	1-1/4		-	0.014	Steel	1-11/16	5/8	9/16	8500	12	26065	
8	1-1/4		-	0.016	Stainless Steel	1-11/16	5/8	9/16	8500	6	26231	
8	1-1/4		-	0.016	Steel	1-11/16	5/8	9/16	8500	12	26066	
8	1-1/4		-	0.025	Steel	1-11/16	5/8	9/16	8500	12	26067*	
10	1-1/4		-	0.0118	Steel	2-1/4	5/8	5/8	4500	6	26070	
10	1-1/4		-	0.014	Steel	2-1/4	5/8	5/8	4500	6	26071	
10	1-1/4		-	0.016	Steel	2-1/4	5/8	5/8	4500	6	26072	
12	1-1/4		-	0.0118	Steel	3-1/4	5/8	5/8	4500	6	26075	
12	1-1/4		-	0.014	Steel	3-1/4	5/8	5/8	4500	6	26076	
12	2		-	0.016	Steel	2-1/4	5/8	5/8	4500	6	26081	
15	1-1/4		-	0.016	Steel	4-1/4	3/8	11/16	4500	6	26087	
15	2		-	0.016	Steel	4-1/4	3/8	11/16	4500	6	26095	

Applications:

Removal of Rubber Flash, Paint Slag, Scale, Rust, Surface Contamination, Weld Cleaning, Blending, Finishing, Deburring, Descaling, Skiving, Pipeline Cleaning, General Cleaning



Note: The 2" arbor hole brushes have two 1/2" x 1/4" keyways, the 1-1/4" arbor hole brushes have two 1/4" x 1/8" keyways. Other arbor hole sizes are available.



* Cable Twist Knot

KNOT WIRE WHEEL BRUSH WITH SHANK

Osborn's Standard Twist Knot Wire Wheels with Shank are designed to operate at high speeds, making them fast, efficient, and thorough on a wide range of applications - including maintenance, cleaning of metals and other surfaces. All brushes have a 1/4" shank.

Applications: Maintenance, Metal Surface Cleaning



Note: As a safety precaution, shank must be fully inserted into the chuck or collet and tightened securely.

Brush Dia.	Fill Dia.	Fill Material	Trim Length	Max RPM	Item No.
3	0.014	Stainless Steel	5/8	25000	26188
3	0.014	Steel	5/8	25000	26186
3	0.020	Steel	5/8	25000	26187
4	0.014	Stainless Steel	7/8	20000	26191
4	0.014	Steel	7/8	20000	26189
4	0.020	Steel	7/8	20000	26190

KNOT WIRE WHEEL BRUSH - HEAVY DUTY

An even harder-working design, Osborn Heavy Duty Standard Twist Knot Wire Wheel brushes have a slightly wider face width, tighter knots, and in larger sizes, a slightly shorter trim length.

Applications: Deflashing and Cleaning Motor Mounts, Cleaning Foundry Molds, Weld Prep and Cleaning, Removing Heavy Surface Contamination, Pipeline Cleaning, Heavy-Duty Deburring



Note: The 2" arbor hole brushes have two 1/2" x 1/4" keyways, the 1-1/4" arbor hole brushes have two 1/4" x 1/8" keyways. Other arbor hole sizes are available.

Brush Dia.	Plain Arbor Hole	With Bushing	Fill Dia.	Fill Material	Trim Length	Face Width	Width at Face Plates	Max RPM	Item No.	Clamshell
3	3/8	-	0.0095	Steel	11/16	3/8	1/2	25000	26003	
3	3/8	-	0.0118	Steel	11/16	3/8	1/2	25000	26004	
3	3/8	-	0.014	Stainless Steel	11/16	3/8	1/2	25000	26204	26212
3	3/8	-	0.014	Steel	11/16	3/8	1/2	25000	26005	
3	3/8	-	0.020	Steel	11/16	3/8	1/2	25000	26006	
3	1/2	-	0.0118	Steel	11/16	7/16	1/2	25000	26010	
3	1/2	-	0.014	Stainless Steel	11/16	3/8	1/2	25000	26203	
3	1/2	-	0.014	Steel	11/16	7/16	1/2	25000	26011	
3	1/2	-	0.020	Steel	11/16	7/16	1/2	25000	26012	
4	3/8	-	0.014	Stainless Steel	7/8	1/2	11/16	18000	26216	
4	3/8	-	0.014	Steel	7/8	1/2	11/16	18000	26104	
4	1/2	-	0.0118	Steel	7/8	1	11/16	18000	26250*	
4	5/8	-	0.014	Stainless Steel	7/8	1/2	11/16	18000	26218	
4	5/8	1/2	0.0118	Steel	7/8	1/2	11/16	18000	26115	
4	5/8	1/2	0.014	Steel	7/8	1/2	11/16	18000	26116	
4	5/8	1/2	0.020	Steel	7/8	1/2	11/16	18000	26117	
6	5/8	1/2	0.0118	Steel	1-1/2	1/2	5/8	9000	26121	
6	5/8	1/2	0.014	Steel	1-1/2	1/2	5/8	9000	26122	
8	5/8	-	0.0118	Steel	1-11/16	5/8	9/16	8000	26129	
8	2	-	0.020	Steel	1-11/16	5/8	9/16	8000	26240	
10	1-1/4	-	0.014	Steel	1-3/4	1/2	5/8	4500	26135	
10	1-1/4	-	0.020	Steel	1-3/4	1/2	5/8	4500	26137	
10	2	-	0.020	Steel	1-3/4	1/2	5/8	4500	26185	
12	1-1/4	-	0.014	Steel	2-1/4	1/2	11/16	5000	26234	
12	1-1/4	-	0.020	Steel	2-1/4	1/2	11/16	5000	26235	
12	2	-	0.020	Steel	2-1/4	1/2	11/16	5000	26236	
15	1-1/4	-	0.0118	Steel	2-5/8	1/2	11/16	5000	26160	
15	1-1/4	-	0.020	Steel	2-5/8	1/2	11/16	5000	26162	
15	2	-	0.020	Steel	2-5/8	1/2	11/16	5000	26167	

* Tire Retreading and Recapping Brush

KNOT WIRE WHEEL BRUSH - WIDE FACE, HEAVY DUTY

This Cable Twist Knot Wide Face Brush is especially suited for drawing welding wire. It strips carbon deposits, scale, and rust from the wire to prevent damage to the wire drawing machinery.

Brush Dia.	Arbor Hole	Fill Dia.	Fill Material	Trim Length	Face Width	Sections per Set	Max RPM	Std Pk	Item No.
10	2	0.020	Steel	1-3/4	7/8	2	4500	4	26865
10	2	0.020	Steel	1-3/4	1-3/4	4	4500	2	26867



KNOT WIRE WHEEL BRUSH - EXTRA HEAVY DUTY

Osborn's Extra Heavy Duty Standard Twist Knot Brushes are known as the toughest tool in any shop. The rugged, tight cross-section profile makes quick work of the most demanding jobs. For use on automatic and semi-automatic equipment or off-hand work.

Brush Dia.	Arbor Hole	Fill Dia.	Fill Material	Trim Length	Face Width	Max RPM	Item No.
6	5/8	0.0118	Steel	1-1/4	5/8	9000	26098
8	1-1/4	0.0118	Steel	1-1/4	1/2	8000	26855
8	2	0.0118	Steel	1-1/4	5/8	8000	26099
12	2	0.0118	Steel	1-1/8	1/2	5000	26101
14	1-1/4	0.0118	Steel	2-1/8	1/2	5000	26154
14	1-1/4	0.014	Steel	2-1/8	1/2	5000	26156
14	1-1/4	0.016	Steel	2-1/8	1/2	5000	26158
14	2	0.0118	Steel	2-1/8	1/2	5000	26155
14	2	0.014	Steel	2-1/8	1/2	5000	26157
14	2	0.016	Steel	2-1/8	1/2	5000	26159

Applications: Gear Deburring, Pipeline Cleaning, Removing Rust, Scale, Rubber Flash, Deburring, Weld Cleaning

Keyways:

5/8" AH: two 3/16" x 3/32"

1-1/4" AH: two 1/4" x 1/8"

2" AH: two 1/2" x 1/4"



KNOT WIRE WHEEL BRUSH - CABLE TWIST, EXTRA HEAVY DUTY

These brushes are especially popular for gear deburring. The cable twist style knot is tighter than the standard knot, so it supports the wires better to provide higher aggression.

Brush Dia.	Arbor Hole	Fill Dia.	Fill Material	Trim Length	Face Width	Max RPM	Item No.
14	1-1/4	0.0118	Steel	1-7/8	5/8	3000	26313
14	1-1/4	0.016	Steel	1-7/8	5/8	3000	26320
14	2	0.0118	Steel	1-7/8	5/8	3000	26314
14	2	0.014	Steel	1-7/8	5/8	3000	26317
14	2	0.016	Steel	1-7/8	5/8	3000	26321

Keyways:

5/8" AH: two 3/16" x 3/32"

1-1/4" AH: two 1/4" x 1/8"

2" AH: two 1/2" x 1/4"



KNOT WIRE WHEEL BRUSH - WITHOUT FACE PLATES

Brush Dia.	Arbor Hole	Fill Dia.	Fill Material	Trim Length	Face Width	Width at AH	Max RPM	Item No.
4	1/2	0.0095	Steel	1-7/32	5/16	1/8	20000	26177
4	1/2	0.014	Steel	1-7/32	5/16	1/8	20000	26179



HIGH SPEED SMALL GRINDER KNOT WIRE WHEEL BRUSH

Osborn High Speed Small Grinder Wheel Brushes with standard twisted knot work aggressively, yet smoothly and efficiently on air tools or portable power tools.

Applications: Cleans Grooves, T-connections, Welded Beads and Surface Prep



Brush Dia.	Threaded Arbor Hole	AH Nut Color	Fill Dia.	Fill Material	Trim Length	Max RPM	Item No.	Clamshell
4	1/2-13NC	Black	0.014	Stainless Steel	7/8	20000	26375	26277
4	1/2-13NC	Black	0.014	Steel	7/8	20000	26358	26265
4	1/2-13NC	Black	0.020	Stainless Steel	7/8	20000	26385	26283
4	1/2-13NC	Black	0.020	Steel	7/8	20000	26391	26271
4	3/8-24UNF	Copper	0.014	Stainless Steel	7/8	20000	26377	26279
4	3/8-24UNF	Copper	0.014	Steel	7/8	20000	26360	26267
4	3/8-24UNF	Copper	0.020	Stainless Steel	7/8	20000	26393	26285
4	3/8-24UNF	Copper	0.020	Steel	7/8	20000	26387	26273
4	5/8-11NC	Steel	0.014	Brass	7/8	20000	26094	
4	5/8-11NC	Steel	0.014	Stainless Steel	7/8	20000	26376	26278
4	5/8-11NC	Steel	0.014	Steel	7/8	20000	26359	26266
4	5/8-11NC	Steel	0.020	Stainless Steel	7/8	20000	26386	26284
4	5/8-11NC	Steel	0.020	Steel	7/8	20000	26392	26272
4	M-10 x 1.25	Gold	0.014	Stainless Steel	7/8	20000	26373	26275
4	M-10 x 1.25	Gold	0.014	Steel	7/8	20000	26356	26263
4	M-10 x 1.25	Gold	0.020	Stainless Steel	7/8	20000	26383	26281
4	M-10 x 1.25	Gold	0.020	Steel	7/8	20000	26389	26269
4	M-10 x 1.5	Silver	0.014	Stainless Steel	7/8	20000	26374	26276
4	M-10 x 1.5	Silver	0.014	Steel	7/8	20000	26357	26264
4	M-10 x 1.5	Silver	0.020	Stainless Steel	7/8	20000	26384	26282
4	M-10 x 1.5	Silver	0.020	Steel	7/8	20000	26390	26270
4	M-14 x 2.0	Red	0.014	Stainless Steel	7/8	20000	26372	26274
4	M-14 x 2.0	Red	0.014	Steel	7/8	20000	26355	26262
4	M-14 x 2.0	Red	0.020	Stainless Steel	7/8	20000	26382	26280
4	M-14 x 2.0	Red	0.020	Steel	7/8	20000	26388	26268
5	5/8-11NC	Steel	0.020	Stainless Steel	1	12000	26214	
5	5/8-11NC	Steel	0.020	Steel	1	12000	26213	

HIGH SPEED SMALL GRINDER CABLE KNOT WHEEL BRUSH

Osborn High Speed Small Grinder Cable Knot Wheel Brushes with cable twist knot are excellent for standard knot wire applications that need more aggressive action.



Brush Dia.	Threaded AH	AH Nut Color	Fill Dia.	Trim Length	Max RPM	Steel Item No.	Clamshell Steel Item No.	Stainless Steel Item No.	Clamshell Stainless Steel Item No.
4	1/2 - 13NC	Black	0.020	7/8	20000	26454	26474	26460	26480
4	3/8 - 24UNF	Copper	0.020	7/8	20000	26453	26473	26459	26479
4	5/8-11NC	Steel	0.020	7/8	20000	26455	26475	26461	26481
4	M-10 x 1.25	Gold	0.020	7/8	20000	26451	26471	26457	26477
4	M-10 x 1.5	Silver	0.020	7/8	20000	26452	26472	26458	26478
4	M-14 x 2.0	Red	0.020	7/8	20000	26450	26470	26456	26476

HIGH SPEED SMALL GRINDER STRINGER BEAD WHEEL BRUSH

Works aggressively, yet smoothly and efficiently on air tools or portable power tools.

Applications: Bead Scale Removal

Brush Dia.	Threaded Arbor Hole	AH Nut Color	Fill Dia.	Fill Material	Trim Length	Max RPM	Std Pk	Item No.	Clamshell
4	1/2-13NC	Black	0.020	Stainless Steel	7/8	20000	12	26398	26295
4	1/2-13NC	Black	0.020	Steel	7/8	20000	12	26368	26289
4	3/8-24UNF	Copper	0.020	Stainless Steel	7/8	20000	12	26400	26297
4	3/8-24UNF	Copper	0.020	Steel	7/8	20000	12	26363	26291
4	5/8-11NC	Steel	0.020	Stainless Steel	7/8	20000	12	26399	26296
4	5/8-11NC	Steel	0.020	Steel	7/8	20000	12	26369	26290
4	M-10 x 1.25	Gold	0.020	Stainless Steel	7/8	20000	12	26396	26293
4	M-10 x 1.25	Gold	0.020	Steel	7/8	20000	12	26366	26287
4	M-10 x 1.5	Silver	0.020	Stainless Steel	7/8	20000	12	26397	26294
4	M-10 x 1.5	Silver	0.020	Steel	7/8	20000	12	26367	26288
4	M-14 x 2.0	Red	0.020	Stainless Steel	7/8	20000	12	26395	26292
4	M-14 x 2.0	Red	0.020	Steel	7/8	20000	12	26365	26286



KNOT WIRE WHEEL BRUSH - STRINGER BEAD

The small width of this brush allows it to be used in recessed areas such as welding junctions in pipeline fabrication.

Applications: Cleaning Stringer Bead Welds

Brush Dia.	Threaded Arbor Hole	Fill Dia.	Fill Material	Trim Length	Face Width	Width At Face Plates	Max RPM	Item No.	Clamshell
4-7/8	5/8-11NC	0.020	Stainless Steel	1	3/16	19/64	12000	26344	26079
4-7/8	5/8-11NC	0.020	Steel	1	3/16	19/64	12000	26495	26077
5-7/8	5/8-11	0.020	Stainless Steel	1-1/2	3/16	9/16	12000	26112	
5-7/8	5/8-11	0.020	Steel	1-1/2	3/16	9/16	12000	26032	
6-1/2	5/8-11NC	0.020	Stainless Steel	1-7/32	1/4	9/16	12000	26226	26227
6-1/2	5/8-11NC	0.020	Stainless Steel	1-1/4	3/16	9/16	12000	26347	
6-1/2	5/8-11NC	0.020	Steel	1-7/32	1/4	9/16	12000	26048	26111
6-1/2	5/8-11NC	0.020	Steel	1-1/4	3/16	9/16	12000	26088	26074
6-3/4	5/8-11NC	0.020	Steel	1-1/8	1/8	9/16	8000	26904	



CEMENT CLEANING BRUSH

Osborn Cement Cleaning Brushes with cable twist wire are excellent for removal of joint material from concrete and asphalt. These brushes have a longer trim length.

Applications: Removal of Joint Material from Concrete and Asphalt, Penetration of Expansion Joints

Brush Dia.	Plain Arbor Hole	Fill Dia.	Fill Material	Max RPM	Item No.
10	1	0.025	Steel	8500	27250
12	1	0.035	Steel	6000	27228

Note: These brushes have a 7/16" drive pin hole.



TY™ ENCAPSULATED BRUSHES

Osborn TY™ Encapsulated Brushes feature an elastomer which firmly supports the individual wire tips, producing stronger brushing action and longer life. In use, the elastomer wears back gradually, presenting a constant short wire trim for maximum cut.

These wheels can be used singly or mounted in multiples to create a wider brushing face.

TY ENCAPSULATED WHEEL BRUSH - NARROW FACE, STANDARD DUTY

Standard duty TY elastomer gives high aggression.

Applications: Removing Paint & Coatings, Busbar Insulation Removal, Hose Skiving



Brush Dia.	Plain Arbor Hole	With Bushing	Fill Dia.	Fill Material	Trim Length	Face Width	Width at Arbor	Max RPM	Item No.
4	5/8	1/2	0.006	Steel	3/4	3/8	13/32	6000	21594
4	5/8	1/2	0.0104	Steel	3/4	3/8	13/32	6000	21595
6	1-1/4	-	0.006	Steel	1-1/8	3/8	13/32	6000	21503
6	1-1/4	-	0.008	Steel	1-1/8	3/8	13/32	6000	21504
6	1-1/4	-	0.0104	Stainless Steel	1-1/8	3/8	13/32	6000	21528
6	1-1/4	-	0.0104	Steel	1-1/8	3/8	13/32	6000	21506
6	1-1/4	-	0.014	Steel	1-1/8	3/8	13/32	6000	21508
8	1-1/4	-	0.008	Steel	1-1/2	17/32	7/16	4500	21509
8	1-1/4	-	0.0104	Steel	1-1/2	17/32	7/16	4500	21512
10	1-1/4	-	0.0104	Steel	2-1/2	17/32	7/16	3600	21557

TY ENCAPSULATED WHEEL BRUSH - NARROW FACE, HEAVY DUTY

Heavy-duty TY elastomer gives maximum aggression for tougher applications.

Applications: Offhand Deburring, Weld Cleaning



Brush Dia.	Plain Arbor Hole	Fill Dia.	Fill Material	Trim Length	Face Width	Width at Arbor	Max RPM	Item No.
8	1-1/4	0.0104	Steel	1-1/2	17/32	7/16	4500	21540

TY ENCAPSULATED WHEEL BRUSH - MEDIUM FACE, STANDARD DUTY

Applications: Rubber Flash Removal

Brush Dia.	Plain Arbor Hole	Fill Dia.	Fill Material	Trim Length	Face Width	Width at Arbor	Max RPM	Item No.
8	2	0.008	Steel	1-1/2	31/64	33/64	4500	22773
8	2	0.0118	Steel	1-1/2	31/64	33/64	4500	22774
8	2	0.020	Steel	1-1/2	31/64	33/64	4500	22776
10	2	0.0118	Steel	2	3/4	49/64	3600	22783
12	2	0.0118	Steel	1-7/8	13/16	55/64	3000	22794



TY ENCAPSULATED WHEEL BRUSH - WIDE FACE, STANDARD DUTY

Standard duty TY elastomer gives high aggression.

Applications: Removing Paint & Coatings, Busbar Insulation Removal, Hose Skiving

Brush Dia.	Plain Arbor Hole	Fill Dia.	Fill Material	Trim Length	Face Width	Width at Arbor	Max RPM	Item No.
4-1/4	2	0.0118	Steel	3/4	7/8	13/16	6000	22701
6	2	0.008	Steel	1-1/8	1	1-1/16	6000	22703
6	2	0.0118	Steel	1-1/8	1	1-1/16	6000	22704



TY ENCAPSULATED WHEEL BRUSH - WIDE FACE, HEAVY DUTY

Heavy-duty TY elastomer gives maximum aggression for tougher applications.

Applications: Offhand Deburring, Weld Cleaning


Brush Dia.	Plain Arbor Hole	Fill Dia.	Fill Material	Trim Length	Face Width	Width at Arbor	Max RPM	Item No.
6	2	0.014	Steel	1	1	1-1/32	6000	22718



TY ENCAPSULATED WHEEL BRUSH - STRINGER BEAD, HEAVY DUTY

The narrow face and aggressive knots are perfect for cleaning stringer bead welds.

Applications: Stringer Bead Weld Cleaning



Brush Dia.	Threaded Arbor Hole	Fill Dia.	Fill Material	Trim Length	Face Width	Max RPM	Item No.
7	5/8-11NC	0.014	Stainless Steel	1-5/8	3/16	9000	21887
7	5/8-11NC	0.014	Steel	1-5/8	3/16	9000	21889

TY BLACK MAX ENCAPSULATED WHEEL BRUSH - STRINGER BEAD, EXTRA HEAVY DUTY

Extra heavy-duty wheel was developed specifically for pipeline welding applications.



Brush Dia.	Threaded Arbor Hole	Fill Dia.	Fill Material	Trim Length	Face Width	Max RPM	Item No.
7	5/8-11NC	0.014	Steel	1-5/8	3/16	9000	21000

TY ENCAPSULATED WHEEL BRUSH - HIGH SPEED KNOT STRINGER, HEAVY DUTY

Specially made hardware allows this brush to be operated at very high speed on electric & air tools.



Brush Dia.	Threaded Arbor Hole	Fill Dia.	Fill Material	Trim Length	Max RPM	Item No.
4	5/8-11NC	0.020	Steel	1	15000	26361

SMALL DIAMETER TY ENCAPSULATED WHEEL BRUSH - STANDARD DUTY

Can be adapted to fit hand-held air and electric tools such as pencil grinders for aggressive deburring in tight spots.

Applications: Confined Areas, Deburring, Flash and Rust Removal, Cleaning and Refining Metal, Plastic, and Rubber, Heavy Duty Cleaning

Brush Dia.	Plain Arbor Hole	Fill Dia.	Fill Material	Trim Length	Face Width	Max RPM	Item No.
1-1/4	3/8	0.008	Steel	1/4	3/16	20000	11617
1-1/4	3/8	0.014	Steel	1/4	3/16	20000	11618
1-3/8	1/4	0.006	Steel	3/8	3/16	20000	11619
1-3/8	1/4	0.008	Steel	3/8	3/16	20000	11620
1-3/8	1/4	0.0104	Steel	3/8	3/16	20000	11621
1-1/2	3/8	0.008	Stainless Steel	3/8	3/16	20000	11660
1-1/2	3/8	0.008	Steel	3/8	3/16	20000	11623
1-1/2	3/8	0.0104	Steel	3/8	3/16	20000	11624
1-1/2	3/8	0.014	Steel	3/8	3/16	20000	11625
2	1/2	0.006	Steel	9/16	3/16	15000	11631
2	1/2	0.008	Steel	1/2	1/4	15000	11632
2	1/2	0.0118	Steel	1/2	1/4	15000	11633
2-1/2	5/8	0.0118	Steel	11/16	1/4	15000	11642
2-1/2	5/8	0.014	Steel	11/16	1/4	15000	11643
3	1/2	0.005	Stainless Steel	1	1/4	15000	11670
3	1/2	0.008	Steel	1	1/4	15000	11647
3	5/8	0.008	Steel	15/16	1/4	15000	11650
3	5/8	0.014	Steel	15/16	1/4	15000	11651
3	5/8	0.014	Steel	1	1/4	15000	11648



TY ENCAPSULATED WHEEL BRUSH - KNOT WIRE, HEAVY DUTY

This brush has a standard twist knot that provides extra aggression. This brush also has a wider face-width than the stringer bead style which allows it to work faster on larger areas.

Brush Dia.	Threaded Arbor Hole	Fill Dia.	Fill Material	Trim Length	Face Width	Max RPM	Item No.
7	5/8-11NC	0.020	Steel	1-3/8	1/4	9000	26944



SMALL DIAMETER TY ENCAPSULATED WHEEL BRUSH - HEAVY DUTY

Yellow TY elastomer is harder than the standard duty green, for applications where more aggression is required.



Brush Dia.	Plain Arbor Hole	Fill Dia.	Fill Material	Trim Length	Face Width	Max RPM	Item No.
1-1/2	3/8	0.014	Steel	3/8	3/16	20000	11698
2	1/2	0.008	Steel	1/2	1/4	15000	11702
2	1/2	0.014	Steel	1/2	1/4	15000	11705
3	5/8	0.014	Steel	15/16	1/4	15000	11718

TY ENCAPSULATED WIRE STRIPPING WHEEL BRUSH - STANDARD DUTY

TY Encapsulated for heavy duty service. Also available in crimped steel wire for lighter insulation removal. (Refer to page 28 for crimped wire versions)

Applications: Removal of all types of electrical wire insulation



Brush Dia.	Plain Arbor Hole	Fill Dia.	Fill Material	Trim Length	Face Width	Item No.
1-1/4	3/8	0.0025	Steel	1/4	1	11675
1-1/4	3/8	0.005	Steel	1/4	1	11676
1-3/8	1/4	0.008	Steel	3/8	3/4	11679
1-1/2	1/4	0.008	Steel	3/8	1-7/8	11685
1-1/2	3/8	0.008	Steel	3/8	15/16	11682

Note: 3/8" arbor hole can be adapted to fit .335" arbor. Bushings will be provided for no charge: BA-39352: 15/16" - BB-39352: 5/8" - BC-39352: 1-13/16"

WHEEL BRUSHES - STRAIGHT WIRE FILL

These brushes provide ultra-fine finishes as well as extra flexibility for irregular surfaces and hard-to-reach areas.

PLATER'S WIRE WHEEL BRUSH

Flexible, soft-faced Platers' Wire Wheel Brushes produce a satin finish. They are available in both steel and brass wire, and feature staple set construction which individually anchors each tuft of wire in the plastic hub.

Applications: Surface Cleaning, Light Deburring, Finishing

Brush Dia.	Arbor Hole	Fill Dia.	Fill Material	Rows Wide	Trim Length	Face Width	Max RPM	Item No.
6	1/2	0.005	Steel	4	2-1/2	15/16	3600	54053
6	1/2	0.006	Brass	4	2-1/2	15/16	3600	54055



WHEEL BRUSHES - OTHER FILLS

SMALL DIAMETER NYLON WHEEL BRUSH

Applications: For OD and ID Cleaning, Removes Burrs, Scale, Rust, Carbon, Corrosion, Plastic Flash

Brush Dia.	Arbor Hole	Fill Dia.	Fill Material	Trim Length	Face Width	Max RPM	Item No.
1	1/4	0.005	Nylon	13/64	1/8	20000	11131
1-3/8	1/4	0.01	Nylon	25/64	3/16	20000	11134
1-1/2	3/8	0.01	Nylon	3/8	3/16	20000	11136
2	1/2	0.01	Nylon	9/16	3/8	20000	11139
2	1/2	0.016	Nylon	9/16	1/4	20000	11140
2	1/2	0.028	Nylon	9/16	3/8	20000	11141
3	5/8	0.016	Nylon	15/16	3/8	15000	11144
4	1-1/4	0.016	Nylon	1	1/2	10000	11143



CRIMPED POLYPROPYLENE WHEEL BRUSH

Ideally suited for lighter operations requiring greater brush flexibility.

Brush Dia.	Inside Dia.	Fill Material	Fill Dia.	Trim Length	Max RPM	Item No.
6	2	Tan Polypro	0.016	1-5/8	6000	20115
8	3-1/4	Tan Polypro	0.016	1-7/8	4800	20116



SMALL DIAMETER BLACK HORSEHAIR WHEEL BRUSH

Can be operated at high speeds.

Applications: Excellent for Cleaning, Scrubbing, Polishing, Buffing



Brush Dia.	Arbor Hole	Fill Material	Trim Length	Face Width	Max RPM	Item No.
1-1/2	1/4	Horsehair	15/32	5/32	20000	11180

SMALL DIAMETER TAMPICO WHEEL BRUSH

Applications: OD and ID Cleaning, Removes Burrs, Scale, Rust, Carbon, Corrosion, Plastic Flash



Brush Dia.	Arbor Hole	Fill Material	Approx. Brush Face	Trim Length	Max RPM	Item No.
2-1/2	1/2	Tampico	5/16	3/4	20000	11182
3	1/2	Tampico	3/8	1	20000	11183
4	1-1/4	Tampico	1/2	1	20000	11184

TAMPICO WHEEL BRUSH

Performs equally well on wet and dry cleaning. It does not have the stiffness of the treated tampico and is ideal for lighter operations requiring brush flexibility. It can be used singly with flanges, or mounted in multiples when a wide brush face is needed.

Applications: Scrubbing, Polishing, Dusting



Brush Dia.	Arbor Hole	Fill Material	Trim Length	Max RPM	Item No.
6	2	Fine Tampico	1-5/8	6000	20012
6	2	Tampico	1-5/8	6000	20014
8	3-1/4	Tampico	1-7/8	4800	20016
8	4-1/4	Heavy Duty Tampico	1-3/8	4800	20079
10	3-1/4	Tampico	2-7/8	4250	20018
10	4-1/4	Tampico	2-3/8	4250	20020
12	4-1/4	Tampico	3-3/8	3600	20022
14	4-1/4	Tampico	4-3/8	3000	20979
16	7-1/4	Tampico	3-7/8	2400	20094

TAMPICO WHEEL BRUSH WITH FACE PLATES

Does not require side flanges.



Brush Dia.	Arbor Hole	Face Width	Fill Material	Trim Length	Max RPM	Item No.
8	1-1/4	5/8	Tampico	1-5/8	4500	20101

Osborn offers a complete line of accessories designed to be used specifically with Osborn power brush tools. These include center plates, arbor hole adapters, airway flanges, brush drive arbors, high speed thread adapters, flanges and mandrels to be used with wheel brushes.

METAL ADAPTERS FOR BRUSHES WITH 2" ARBOR HOLE

Slip fit adapter

Adapter Fits AH	Arbor Hole	Item No.	Clamshell
2	1/4	75019	75370
2	3/8	75020	75371
2	1/2	75021	75372
2	5/8	75022	75373
2	3/4	75023	75374
2	7/8	75024	75375
2	1	75025	75376
2	1-1/8	75026	75377
2	1-1/4	75027	75378
2	1-1/2	75028	75379



Used in pairs.

METAL ADAPTERS FOR WIDE FACE, CRIMPED AND KNOT STYLE BRUSHES WITH 2" ARBOR HOLE

Press fit adapter

Adapter Fits AH	Arbor Hole	Item No.
2	5/8	75038
2	3/4	75039
2	1	75040
2	1-1/4	75041
2	1-3/8	75042
2	1-1/2	75043
2	1-5/8	75044
2	1-3/4	75045



Used in pairs.

METAL ADAPTERS FOR BRUSHES WITH 1-1/4" ARBOR HOLE

Slip fit adapter

Adapter Fits AH	Arbor Hole	Item No.
1-1/4	1/4	75046
1-1/4	3/8	75047
1-1/4	1/2	75048
1-1/4	5/8	75049
1-1/4	3/4	75050
1-1/4	7/8	75051
1-1/4	1	75052



Used in pairs.

SIDE PLATES FOR USE WITH WHEEL STYLE BRUSHES



Used in pairs.

Diameter	Arbor Hole	Item No.
3-1/2	5/8	75086
3-1/2	1-1/4	75087
4	5/8	75088
4	1-1/4	75089
5-1/2	5/8	75090
5-1/2	1-1/4	75091
5-1/2	1-1/2	75092
9-5/8	1-1/4	75093
9-5/8	2	75094

HIGH SPEED THREAD ADAPTERS FOR USE WITH SMALL GRINDER BRUSHES



Adapter Fits AH	Thread	Item No.	Clamshell
5/8-11NC	3/8-24UNF	75187	75053
5/8-11NC	M-10 x 1.25	75183	75036
5/8-11NC	M-10 x 1.5	75185	75037

CENTERING BUSHINGS FOR SMALL ID BRUSHES



Use only one.

Adapter Fits AH	Bushing AH	Item No.
3/8	1/4	75058
1/2	1/4	75059
1/2	3/8	75060
5/8	1/4	75063
5/8	3/8	75062
5/8	1/2	75061
1	1/2	75141
1-1/4	1/2	75135
1-1/4	5/8	75136
1-1/4	3/4	75137
1-1/4	7/8	75138
1-1/4	1	75139

BRUSH DRIVE ARBORS



For brushes up to 3" in diameter only. Designed for use with a single brush only. Not for use with grinding wheels, abrasive discs, buffs, buffing pads, or other non-brush perishable tools.

Diameter	Overall Length	Shank Dia.	Item No.	Clamshell
1/4	1-1/2	3/16	75007	75386
3/8	1-3/4	1/4	75008	75387
1/2	1-3/4	1/4	75009	75388
5/8	1-3/4	1/4	75010	75389

CENTER PLATES

Used with Airway Flanges.

Brush Inside Diameter	Arbor Hole	Item No.
3-1/4	1/2	75331
3-1/4	5/8	75332
3-1/4	3/4	75333
3-1/4	1	75334
3-1/4	1-1/4	75335
3-1/4	2	75336
4-1/4	3/4	75339
4-1/4	7/8	75340
4-1/4	1	75341
4-1/4	1-1/4	75342
4-1/4	1-1/2	75343
4-1/4	2	75344
5-1/4	1-1/4	75347
5-1/4	1-1/2	75348
5-1/4	2	75350
7-1/4	1-1/4	75353
7-1/4	1-1/2	75354
7-1/4	1-3/4	75355
7-1/4	2	75356



Used in pairs.

AIRWAY FLANGES

Used with Center Plates.

Diameter	Arbor Hole	Item No.
4-1/2	1/2	46140
4-1/2	5/8	46143
4-1/2	3/4	46141
4-1/2	1	46146
4-1/2	1-1/4	46142
4-1/2	2	46147
6	3/4	46159
6	7/8	46158
6	1	46161
6	1-1/4	46160
6	1-1/2	46163
6	2	46164
8	1-1/4	46126
8	1-1/2	46128
8	1-3/4	46127
8	2	46130



Used in pairs.

CUP BRUSHES

Osborn Cup Brushes are designed for use in high speed air and electric tools, both portable and stationary machines. They are ideal for fast, heavy-duty cleaning of large surfaces, removing weld scale, rust, burrs, etc. The most popular configurations are also available with elastomer covered wire or ATB™ abrasive nylon filaments that are impregnated with abrasive grit for fast finishing action.



Special Cup Brush Request Form

End User _____
 Distributor _____
 Contact Name _____
 Address _____
 City _____ State _____ Zip _____
 Phone _____ Fax _____
 E-Mail _____
 Customer Drawing Available: Yes No



Outer Diameter	Arbor Hole	Trim Length	Row Count/Alignment	Notes
<input type="text"/>	<input type="text"/>	<input type="text"/>	<input type="text"/>	<input type="text"/>
Arbor Type <input type="radio"/> 1/4 Shank <input type="radio"/> Threaded Nut <input type="radio"/> Plain Hole	Fill Material	Fill Diameter	Max RPM	Fill Style <input type="radio"/> Straight <input type="radio"/> Crimped <input type="radio"/> Knotted <input type="radio"/> Encapsulated
<input type="text"/>	<input type="text"/>	<input type="text"/>	<input type="text"/>	<input type="text"/>

Equipment Used: Off-Hand Buffing Jack Air Tool
 Electric Tool CNC Other

Metal Components: Stainless Steel Carbon Steel Other

Density: Light Medium Heavy

Comp. to Stock Product # _____ Variation _____
 Method now being used _____

Price & Desc. if Competitor Brush _____ Result _____
 Stock Brushes Tested _____ Order Quantity _____
 Yearly Potential _____
 Application _____
 Comments: _____

OSBORN
INTERNATIONAL
A Unit of Jason Incorporated

5401 Hamilton Ave.
 Cleveland OH 44114
 Phone: (800) 720-3358 (216) 361-1900
 Fax: (216) 361-1913
 www.osborn.com
 marketsupport@osborn.com

CRIMPED WIRE CUP BRUSHES



Designed for light and medium-duty applications on a variety of highspeed air and electric tools. Offers smooth, responsive cutting action at all speeds on a variety of jobs.

CRIMPED WIRE CUP BRUSH

Applications: Cleaning of Large Metal Surfaces, Removal of Burrs, Weld Scale and Rust, Edge Blending, Surface Prep



Brush Dia.	Arbor Hole	Threaded AH	Fill Dia.	Fill Material	Trim Length	Max RPM	Item No.	Clamshell
3-1/2		5/8-11NC	0.006	Steel	1	7500	32040	
3-1/2		5/8-11NC	0.0118	Steel	1	7500	32048	
3-1/2		5/8-11NC	0.014	Brass	7/8	12500	32047	
3-1/2		5/8-11NC	0.020	Steel	1	7500	32056	
3-1/2	1/2		0.0118	Steel	1	7500	32044	
3-1/2	1/2		0.020	Steel	1	7500	32050	
3-1/2	5/8		0.020	Steel	1	7500	32052	
4		5/8-11NC	0.020	Brass	1-1/8	9000	32049	
4		5/8-11NC	0.020	Steel	1-1/8	9000	32134	32041
4-1/2	2		0.006	Steel	1-3/8	6000	32060*	
5		5/8-11NC	0.0118	Steel	1-1/2	8000	32141	
5		5/8-11NC	0.020	Steel	1-1/2	8000	32135	32164
5-3/4		5/8-11NC	0.020	Steel	1-1/2	6000	32066	
6		5/8-11NC	0.020	Brass	1-3/4	7000	32051	
6		5/8-11NC	0.020	Stainless Steel	1-1/2	7000	32144	
6		5/8-11NC	0.020	Steel	1-1/2	7000	32136	32042

* Bridled

CUP BRUSHES

CRIMPED WIRE CUP BRUSH WITH 1/4" SHANK - LIGHT DUTY

Light duty cleaning action on air tools or electric high-speed portable tools. All brushes have a 1/4" shank.

Applications: Removal of Dirt, Rust, Paint, Scale, Weld Spatter



Brush Dia.	Fill Dia.	Fill Material	Trim Length	Max RPM	Item No.	Clamshell
1-3/4	0.006	Stainless Steel	1/2	13000	32198	
1-3/4	0.006	Steel	1/2	13000	32196	
1-3/4	0.0118	Stainless Steel	1/2	13000	32199	
1-3/4	0.0118	Steel	1/2	13000	32197	
2	0.008	Stainless Steel	5/8	10500	32072	
2	0.0104	Stainless Steel	5/8	10500	32074	
2	0.0118	Steel	5/8	10500	32004	
2	0.014	Steel	5/8	10500	32006	
2-1/2	0.008	Stainless Steel	5/8	4500	32078	
2-1/2	0.0104	Stainless Steel	5/8	4500	32080	
2-1/2	0.0104	Steel	5/8	4500	32012	
2-1/2	0.014	Brass	5/8	4500	32046	
2-1/2	0.014	Steel	5/8	4500	32014	32055

Note: As a safety precaution, shank must be fully inserted into the chuck or collet and tightened securely.

Osborn knot wire cup brushes are rugged, efficient tools for fast, heavy-duty cleaning of large metal surfaces. They are specially designed for use on portable tools and are filled with Osborn steel wire. Knot wire brushes are recommended for extremely rigorous jobs.

KNOT WIRE CUP BRUSH

Applications: Removal of Weld Scale, Rust, Old Paint and Corrosion, Cleaning and Surface Prep of Metals

Brush Dia.	Plain Arbor Hole	Threaded Arbor Hole	Fill Dia.	Fill Material	Rows Wide	Trim Length	Max RPM	Item No.	Clamshell
3-1/2		5/8-11NC	0.014	Brass	1	7/8	7500	33006*	
3-1/2		5/8-11NC	0.014	Stainless Steel	1	1-3/8	7500	33045*	33058
3-1/2		5/8-11NC	0.020	Steel	1	1-3/8	7500	33126	33129
3-1/2		5/8-11NC	0.020	Steel	1	1-3/8	7500	33005	
4		5/8-11NC	0.014	Steel	1	1-1/4	6000	33137	33003
4		5/8-11NC	0.020	Stainless Steel	1	1-1/4	6000	33139	33508
4		5/8-11NC	0.020	Steel	2	1	6000	33133	33140
4		5/8-11NC	0.025	Steel	1	1-1/4	6000	33138	33142
5-3/4		5/8-11NC	0.025	Steel	1	1-5/8	6000	33135	33141
6		5/8-11NC	0.014	Steel	1	1-3/4	6000	33011	33016
6		5/8-11NC	0.014	Steel	2	1-3/4	6000	33026*	
6		5/8-11NC	0.020	Stainless Steel	1	1-3/4	6000	33049	
6		5/8-11NC	0.020	Stainless Steel	2	1-3/4	6000	33134	
6		5/8-11NC	0.020	Steel	1	1-1/4	6000	33150	
6		5/8-11NC	0.020	Steel	1	1-3/4	6000	33015	33004
6		5/8-11NC	0.020	Steel	2	1-3/4	6000	33127	
6		5/8-11NC	0.020	Steel	2	1-3/4	6000	33030	
6		5/8-11NC	0.025	Steel	1	1-3/4	6000	33022	
6		5/8-11NC	0.035	Steel	1	1-3/4	6000	33021	33025
6		5/8-11NC	0.035	Steel	2	1-3/4	6000	33128	
6		5/8-11NC	0.035	Steel	2	1-3/4	6000	33034	
6	5/8		0.014	Steel	2	1-3/4	6000	33024	
6	5/8		0.020	Steel	2	1-3/4	6000	33028	
6	5/8		0.035	Steel	2	1-3/4	6000	33032	

* Heavy Duty



Adapters for mounting into smaller shafts must be specified and are priced separately. Please refer to page 51 to select the appropriate adapter.



KNOT WIRE FLARED CUP BRUSH

Has a wide diameter for wide-area cleaning, surface preparation and general maintenance.

Applications: Fast Heavy-Duty Cleaning of Large Metal Surfaces, Removal of Weld Scale, Rust, Old Paint and Corrosion, Pre-paint Surface Prep

Brush Dia.	Threaded AH	Fill Dia.	Fill Material	Rows Wide	Trim Length	Max RPM	Item No.
6	5/8-11NC	0.020	Steel	1	1-5/8	7000	26261



KNOT WIRE CUP BRUSH - STAGGER ROW

Offers extra-fast cutting and cleaning action over wide areas.

Applications: Cleaning of Flat Surfaces, Angles and Corners, Surface Prep, Removal of Oils, Grease, Rust, Paint, Varnish



Brush Dia.	Threaded AH	Fill Dia.	Fill Material	Trim Length	Max RPM	Item No.
5-3/4	5/8-11NC	0.014	Steel	1-3/4	6000	33194
5-3/4	5/8-11NC	0.020	Steel	1-3/4	6000	33198
5-3/4	5/8-11NC	0.035	Steel	1-3/4	6000	33204

KNOT WIRE CUP BRUSH - REDUCED FLARE, HEAVY DUTY

Heavy duty, efficient operation on a variety of maintenance or cleaning applications. Can be used on a variety of stationary or portable tools.

Applications: Deburring, Cleaning or Prep of Large Surface Areas, Paint Removal, Removal of Weld Scale, Burrs



Adapters for mounting into smaller shafts must be specified and are priced separately. Please refer to page 51 to select the appropriate adapter.

Brush Dia.	Threaded AH	Fill Dia.	Fill Material	Rows Wide	Trim Length	Max RPM	Item No.
6	5/8-11NC	0.020	Steel	2	1-3/4	6000	33072

KNOT WIRE CUP BRUSH WITH BRIDLE - HEAVY DUTY

Heavy duty for rugged and efficient use on a variety of maintenance or cleaning applications. Bridles reduce the flare of the wires for a more aggressive brush face. Bridles can be easily removed after partial wear.



Brush Dia.	Arbor Hole	Threaded Arbor Hole	Fill Dia.	Fill Material	Rows Wide	Trim Length	Max RPM	Item No.	Clamshell
2-1/2		5/8-11NC	0.014	Steel	1	1-3/4	6000	33083	
4		5/8-11NC	0.014	Steel	2	1-3/4	7000	33091	33505
5		5/8-11NC	0.020	Steel	2	1-7/8	4500	33097	
5		5/8-11NC	0.025	Steel	3	1-7/8	4500	33099	
5	1-1/16		0.025	Steel	2	1-7/8	4500	33972	

TY™ ENCAPSULATED CUP BRUSHES

With specially formulated polymer that supports each wire working point to provide maximum work with minimum pressures. They are easily mounted on both portable and electric tools and finishing machines.

Applications: Removal of Heavy Burrs and Rust, Removal of Weld Scale, Surface Prep, Spot Facing, Removal of Paint, Carbon, Surface Coatings, Flash and Burr Removal

TY ENCAPSULATED CUP BRUSH - STANDARD DUTY

Brush Dia.	Threaded AH	Fill Dia.	Fill Material	Trim Length	Max RPM	Item No.
3-1/2	5/8-11NC	0.0118	Steel	1	7500	32629
3-1/2	5/8-11NC	0.020	Steel	1	7500	32631
5-3/4	5/8-11NC	0.014	Steel	1-1/2	6000	32646
5-3/4	5/8-11NC	0.020	Steel	1-1/2	6000	32648



TY ENCAPSULATED CUP BRUSH WITH 1/4" SHANK - STANDARD DUTY

Brush Dia.	Fill Dia.	Fill Material	Trim Length	Max RPM	Item No.
2-1/2	0.0104	Stainless Steel	5/8	4500	32660
2-1/2	0.014	Steel	5/8	4500	32610

Note: As a safety precaution, shank must be fully inserted into the chuck or collet and tightened securely.



TY ENCAPSULATED CUP BRUSH - HEAVY DUTY

Brush Dia.	Threaded AH	Fill Dia.	Fill Material	Trim Length	Max RPM	Item No.
3-1/2	5/8-11NC	0.020	Steel	1	7500	32634
5-3/4	5/8-11NC	0.020	Steel	1-1/2	6000	32652



TY BLACK MAX ENCAPSULATED CUP BRUSH - EXTRA HEAVY DUTY

Brush Dia.	Threaded AH	Fill Dia.	Fill Material	Trim Length	Max RPM	Item No.
4	5/8-11NC	0.020	Steel	1-1/4	9000	32002

Adapters for mounting into smaller shafts must be specified and are priced separately. Please refer to page 51 to select the appropriate adapter.



HIGH SPEED SMALL GRINDER CUP BRUSHES

Made for use on portable power tools operating at high speeds, or where uniform cleaning is desired. Designed for high productivity and long life. Knot style offers aggressive action. Available in crimped, knotted and heavy-duty knotted styles. They are designed for 4-1/2" and 5" grinders.

HIGH SPEED SMALL GRINDER CRIMPED WIRE CUP BRUSH

Applications: Cleans and Prepares Flat Surfaces and Edges, Light and Medium Duty Cleaning



Brush Dia.	Threaded AH	AH Nut Color	Fill Dia.	Fill Material	Trim Length	Max RPM	Item No.	Clamshell
2-3/4	1/2-13NC	Black	0.014	Stainless Steel	1	14000	32085	
2-3/4	1/2-13NC	Black	0.014	Steel	1	14000	32029	32019
2-3/4	3/8-24UNF	Copper	0.014	Steel	1	14000	32032	32021
2-3/4	5/8-11NC	Steel	0.014	Stainless Steel	1	14000	32086	
2-3/4	5/8-11NC	Steel	0.014	Steel	1	14000	32030	32020
2-3/4	M-10 x 1.25	Gold	0.014	Steel	1	14000	32027	32017
2-3/4	M-10 x 1.5	Silver	0.014	Steel	1	14000	32028	32018
2-3/4	M-14 x 2.0	Red	0.014	Steel	1	14000	32026	32016
3-1/2	5/8-11NC	Steel	0.014	Steel	7/8	14000	32034	32039

HIGH SPEED SMALL GRINDER KNOT WIRE CUP BRUSH

Applications: Removes Scale, Deburrs, Cleans Welds and Flat Surfaces



Brush Dia.	Threaded AH	AH Nut Color	Fill Dia.	Fill Material	Trim Length	Max RPM	Item No.	Clamshell
2-3/4	1/2-13NC	Black	0.014	Stainless Steel	7/8	14000	33366	33390
2-3/4	1/2-13NC	Black	0.014	Steel	7/8	14000	33358	33383
2-3/4	1/2-13NC	Black	0.020	Stainless Steel	7/8	14000	33466	33500
2-3/4	1/2-13NC	Black	0.020	Steel	7/8	14000	33458	33493
2-3/4	3/8-24UNF	Copper	0.014	Stainless Steel	7/8	14000	33368	33392
2-3/4	3/8-24UNF	Copper	0.014	Steel	7/8	14000	33360	33385
2-3/4	3/8-24UNF	Copper	0.020	Stainless Steel	7/8	14000	33468	33502
2-3/4	3/8-24UNF	Copper	0.020	Steel	7/8	14000	33460	33495
2-3/4	5/8-11NC	Steel	0.014	Stainless Steel	7/8	14000	33367	33391
2-3/4	5/8-11NC	Steel	0.014	Steel	7/8	14000	33359	33384
2-3/4	5/8-11NC	Steel	0.020	Stainless Steel	7/8	14000	33467	33501
2-3/4	5/8-11NC	Steel	0.020	Steel	7/8	14000	33459	33494
2-3/4	M-10 x 1.25	Gold	0.014	Stainless Steel	7/8	14000	33364	33388
2-3/4	M-10 x 1.25	Gold	0.014	Steel	7/8	14000	33356	33381
2-3/4	M-10 x 1.25	Gold	0.020	Stainless Steel	7/8	14000	33464	33498
2-3/4	M-10 x 1.25	Gold	0.020	Steel	7/8	14000	33456	33491
2-3/4	M-10 x 1.5	Silver	0.014	Stainless Steel	7/8	14000	33365	33389
2-3/4	M-10 x 1.5	Silver	0.014	Steel	7/8	14000	33357	33382
2-3/4	M-10 x 1.5	Silver	0.020	Stainless Steel	7/8	14000	33465	33499
2-3/4	M-10 x 1.5	Silver	0.020	Steel	7/8	14000	33457	33492
2-3/4	M-14 x 2.0	Red	0.014	Stainless Steel	7/8	14000	33363	33387
2-3/4	M-14 x 2.0	Red	0.014	Steel	7/8	14000	33355	33380
2-3/4	M-14 x 2.0	Red	0.020	Stainless Steel	7/8	14000	33463	33497
2-3/4	M-14 x 2.0	Red	0.020	Steel	7/8	14000	33455	33490

HIGH SPEED SMALL GRINDER KNOT WIRE CUP BRUSH - HEAVY DUTY

Specially treated to prevent premature failure in extra heavy duty applications.

Applications: General Cleaning, Cleaning of Curved or Flat Surfaces and Corners, Pipe Bevel Buffing

Brush Dia.	Threaded AH	Fill Dia.	Fill Material	Trim Length	Max RPM	Item No.	Clamshell
3-1/2	5/8-11NC	0.014	Stainless Steel	7/8	14000	32061	32453
3-1/2	5/8-11NC	0.020	Stainless Steel	7/8	14000	33001	33503
3-1/2	5/8-11NC	0.020	Steel	7/8	14000	33000	33002



CUP BRUSHES - OTHER FILL

CIRCULAR POLYPROPYLENE SCRUB BRUSH

Designed for use on off-hand equipment and automatic machinery. It is densely filled with Osborn's long-wearing polypropylene material. Each tuft is firmly anchored in a marine-type plywood block.

Applications: Circuit Board Cleaning, Glass & Mirror Polishing

Brush Dia.	Arbor Hole	Overall Height	Fill Material	Trim Length	Item No.
6	1/2	2-1/4	Polypro	1-1/4	54077



ADAPTERS

HIGH SPEED THREAD ADAPTERS

Adapter Fits AH	Thread	Item No.	Clamshell
5/8-11NC	3/8-24UNF	75187	75053
5/8-11NC	M-10 x 1.25	75183	75036
5/8-11NC	M-10 x 1.5	75185	75037




END BRUSHES

Especially suited for use on portable air and electric tools, CNC and robotic equipment, the end brush is designed for work where space limitations are a factor. In most applications, higher speeds (up to 25,000 RPM) are required for effective brushing action. Osborn end brush fill materials include carbon and stainless steels, brass, natural fiber, ATB™ abrasive nylon, and TY™ elastomer encapsulated wire.



Special End Brush Request Form

End User _____
 Distributor _____
 Contact Name _____
 Address _____
 City _____ State _____ Zip _____
 Phone _____ Fax _____
 E-Mail _____
 Customer Drawing Available: Yes No



Outer Diameter	Shank Diameter	Overall Length	Trim Length	Notes
<input type="text"/>	<input type="text"/>	<input type="text"/>	<input type="text"/>	<input type="text"/>
Fill Material	Fill Diameter	Max RPM	Fill Style	
<input type="text"/>	<input type="text"/>	<input type="text"/>	<input type="radio"/> Straight <input type="radio"/> Crimped <input type="radio"/> Knotted <input type="radio"/> Encapsulated	

Equipment Used: Off-Hand Buffing Jack Air Tool
 Electric Tool CNC Other

Metal Components: Stainless Steel Carbon Steel Other

Density: Light Medium Heavy

Comp. to Stock Product # _____ Variation _____
 Method now being used _____

Price & Desc. if Competitor Brush _____
 Stock Brushes Tested _____ Result _____
 Yearly Potential _____ Order Quantity _____
 Application _____
 Comments: _____

OSBORN
INTERNATIONAL
A Unit of Jason Incorporated

5401 Hamilton Ave.
 Cleveland OH 44114
 Phone: (800) 720-3358 (216) 361-1900
 Fax: (216) 361-1913
 www.osborn.com
 marketsupport@osborn.com

CRIMPED WIRE END BRUSHES



Applications: Rubber and Plastic Mold Cleaning, Cleaning Pipe I.D., Removing Rust, Weld Scale and Spatter, Cleaning Castings, Burr Removal, Rubber Flash Removal, Carbon Removal, Spot Facing, Cleaning and Finishing Recessed Areas

CRIMPED WIRE END BRUSH

With 1/4" shank. Ideal for a variety of general uses, including surface blending, cleaning and polishing; can be used on CNC equipment. They are available with three types of wire - steel, stainless steel, and brass. Engineered to operate at high speeds.



Note: As a safety precaution, shank must be fully inserted into the chuck or collet and tightened securely.

Brush Dia.	Overall Length	Fill Dia.	Fill Material	Trim Length	Max RPM	Item No.	Clamshell
3/8	2-3/4	0.006	Steel	1	25000	30091	
3/8	2-3/4	0.0104	Steel	1	25000	30092	
1/2	2-3/4	0.005	Stainless Steel	1	25000	30071	30379
1/2	2-3/4	0.006	Steel	1	25000	30051	30370
1/2	2-3/4	0.0104	Stainless Steel	1	25000	30019	
1/2	2-3/4	0.0104	Steel	1	25000	30053	30371
1/2	2-3/4	0.014	Stainless Steel	1	25000	30020	
1/2	2-3/4	0.02	Steel	1	25000	30055	30372
3/4	2-3/4	0.006	Stainless Steel	1	20000	30021	
3/4	2-3/4	0.006	Steel	1	20000	30057	30373
3/4	2-3/4	0.0104	Stainless Steel	1	20000	30079	30380
3/4	2-3/4	0.0104	Steel	1	20000	30059	30374
3/4	2-3/4	0.014	Stainless Steel	1	20000	30022	
3/4	2-3/4	0.02	Steel	1	20000	30061	30375
1	2-3/4	0.005	Stainless Steel	1	20000	30083	30381
1	2-3/4	0.014	Brass	1	20000	30074	
1	2-7/8	0.006	Steel	1	20000	30063	30376
1	2-7/8	0.0104	Stainless Steel	1	20000	30085	30382
1	2-7/8	0.0104	Steel	1	20000	30065	30377
1	2-7/8	0.014	Stainless Steel	1	20000	30025	
1	2-7/8	0.02	Steel	1	20000	30067	30378

CRIMPED WIRE END BRUSH - SCUF-GARD COATED

Manufactured with a rugged, durable layer of elastomer on the cup to help prevent accidental scratches or marring in the work surface during operation. With 1/4" shank.



Note: As a safety precaution, shank must be fully inserted into the chuck or collet and tightened securely.

Brush Dia.	Overall Length	Fill Dia.	Fill Material	Trim Length	Max RPM	Item No.
1/2	2-3/4	0.005	Stainless Steel	1	25000	30131
1/2	2-3/4	0.006	Steel	1	25000	30116
1/2	2-3/4	0.0104	Stainless Steel	1	25000	30133
1/2	2-3/4	0.0104	Steel	1	25000	30118
3/4	2-3/4	0.006	Steel	1	20000	30121
3/4	2-3/4	0.0104	Stainless Steel	1	20000	30138
1	2-3/4	0.005	Stainless Steel	1	20000	30141
1	2-7/8	0.006	Steel	1	20000	30126
1	2-7/8	0.0104	Stainless Steel	1	20000	30143
1	2-7/8	0.0104	Steel	1	20000	30128

CIRCULAR CRIMPED WIRE END BRUSH

Made in four brush diameters, in both steel and stainless steel wire. With 1/4" shank.

Applications: Cleaning Welds, Molds, or Metal Surfaces, Removing Rust and Paint, Polishing Molds, Tooling and Dies, Deburring

Brush Dia.	Fill Dia.	Fill Material	Shank Dia.	Max RPM	Item No.	Clamshell
1-1/4	0.005	Steel	1/4	15000	30250	
1-1/4	0.006	Steel	1/4	15000	30251	
1-1/2	0.006	Stainless Steel	1/4	15000	30233	
1-1/2	0.008	Steel	1/4	15000	30234	
1-1/2	0.020	Steel	1/4	15000	30255	30257
2	0.010	Stainless Steel	1/4	15000	30277	
2	0.010	Steel	1/4	15000	30276	
2	0.014	Stainless Steel	1/4	15000	30230	
2	0.014	Steel	1/4	15000	30232	
3	0.005	Stainless Steel	1/4	15000	30278	
3	0.006	Steel	1/4	15000	30279	
3	0.008	Steel	1/4	15000	30231	
3	0.010	Stainless Steel	1/4	15000	30280	
3	0.014	Stainless Steel	1/4	15000	30229	
3	0.014	Steel	1/4	15000	30228	
3	0.020	Steel	1/4	15000	30258	30264



Note: As a safety precaution, shank must be fully inserted into the chuck or collet and tightened securely.

KNOT WIRE END BRUSHES

Rugged brushing tools designed with the finest wire to offer efficient usage for a wide variety of tough cleaning and maintenance applications; can be used on CNC equipment.

Applications: Spot Cleaning or Facing, Removal of Slag, Rust or Scale, Cleaning Pipe I.D., Deburring or Flash Removal, Cleaning of Dies, Molds and Tooling, Pipeline Cleaning

KNOT WIRE END BRUSH



Note: As a safety precaution, shank must be fully inserted into the chuck or collet and tightened securely.

Brush Dia.	Brush Area Length	Overall Length	Fill Dia.	Fill Material	Trim Length	Max RPM	Item No.	Clamshell
1/2	7/8	2-1/2	0.0104	Steel	7/8	22000	30103	
1/2	7/8	2-1/2	0.014	Steel	7/8	22000	30104	
1/2	1-1/8	2-3/4	0.006	Stainless Steel	1-1/8	22000	30426	30450
1/2	1-1/8	2-3/4	0.006	Steel	1-1/8	22000	30002	30413
1/2	1-1/8	2-3/4	0.0104	Stainless Steel	1-1/8	22000	30428	30451
1/2	1-1/8	2-3/4	0.0104	Steel	1-1/8	22000	30004	30414
1/2	1-1/8	2-3/4	0.014	Stainless Steel	1-1/8	22000	30429	30452
1/2	1-1/8	2-3/4	0.014	Steel	1-1/8	22000	30005	30415
3/4	7/8	2-1/2	0.0104	Steel	7/8	22000	30106	
3/4	7/8	2-1/2	0.014	Steel	7/8	22000	30107	
3/4	7/8	2-1/2	0.020	Steel	7/8	22000	30109	
3/4	1-1/8	2-3/4	0.006	Stainless Steel	1-1/8	20000	30432	30453
3/4	1-1/8	2-3/4	0.006	Steel	1-1/8	20000	30008	30416
3/4	1-1/8	2-3/4	0.0104	Stainless Steel	1-1/8	20000	30434	30454
3/4	1-1/8	2-3/4	0.0104	Steel	1-1/8	20000	30010	30417
3/4	1-1/8	2-3/4	0.014	Stainless Steel	1-1/8	20000	30435	30455
3/4	1-1/8	2-3/4	0.014	Steel	1-1/8	20000	30011	30418
3/4	1-1/8	2-3/4	0.020	Steel	1-1/8	20000	30012	30419
1	7/8	2-1/2	0.0104	Steel	7/8	22000	30111	
1	7/8	2-1/2	0.014	Steel	7/8	22000	30112	
1	7/8	2-1/2	0.020	Steel	7/8	22000	30113	
1	1	2-3/4	0.006	Stainless Steel	1-1/8	20000	30438	30456
1	1	2-3/4	0.006	Steel	1-1/8	20000	30014	30420
1	1	2-3/4	0.0104	Stainless Steel	1-1/8	20000	30440	30457
1	1	2-3/4	0.0104	Steel	1-1/8	20000	30016	30421
1	1	2-3/4	0.014	Brass	1	20000	30075	
1	1	2-3/4	0.014	Stainless Steel	1	20000	30441	30482
1	1	2-3/4	0.014	Steel	1	20000	30017	30422
1	1	2-3/4	0.020	Steel	1	20000	30018	30423

KNOT WIRE END BRUSH - SCUF-GARD COATED, STAINLESS

Made with a rugged, durable elastomer layer on the cup to help prevent accidental scratches or marring on the work surface during operation.

Note: As a safety precaution, shank must be fully inserted into the chuck or collet and tightened securely.



Brush Dia.	Brush Area Length	Overall Length	Fill Dia.	Fill Material	Trim Length	Max RPM	Item No.	Clamshell
1/2	1-1/8	2-3/4	0.006	Stainless Steel	1-1/8	22000	30026	
1/2	1-1/8	2-3/4	0.0104	Stainless Steel	1-1/8	22000	30028	
1/2	1-1/8	2-3/4	0.014	Stainless Steel	1-1/8	22000	30029	
3/4	1-1/8	2-3/4	0.006	Stainless Steel	1-1/8	20000	30032	
3/4	1-1/8	2-3/4	0.0104	Stainless Steel	1-1/8	20000	30034	
3/4	1-1/8	2-3/4	0.014	Stainless Steel	1-1/8	20000	30035	
1	1	2-3/4	0.006	Stainless Steel	1-1/8	20000	30038	
1	1	2-3/4	0.0104	Stainless Steel	1-1/8	20000	30040	30481
1	1	2-3/4	0.014	Stainless Steel	1	20000	30041	30458

TY™ ENCAPSULATED END BRUSHES

TY polymer supports each wire working point to provide maximum work with minimum pressure. The unique shapes and characteristics of TY encapsulated end brushes make them ideal for unusual applications.

TY ENCAPSULATED HOLLOW CENTER END BRUSH - STANDARD DUTY

Small diameter tools that provide fast, positive cleaning action in corners and other hard-to-reach places.

Applications: Burr Removal, Rubber Flash, Weld Scale, Rust, Paint

Brush Dia.	Overall Length	Fill Dia.	Fill Material	Trim Length	Shank Dia.	Max RPM	Item No.
3/8	2-1/2	0.006	Steel	1	1/4		30558
3/8	2-1/2	0.0104	Steel	1	1/4		30559
1/2	2-5/8	0.005	Stainless Steel	1	1/4	18000	30615
1/2	2-5/8	0.006	Steel	1	1/4	18000	30600
1/2	2-5/8	0.0104	Steel	1	1/4	18000	30602
1/2	2-5/8	0.020	Steel	1	1/4	18000	30604
3/4	2-5/8	0.006	Steel	1	1/4	15000	30605
3/4	2-5/8	0.0104	Stainless Steel	1	1/4	15000	30619
3/4	2-5/8	0.0104	Steel	1	1/4	15000	30607
3/4	2-5/8	0.020	Steel	1	1/4	15000	30609
1	2-5/8	0.006	Steel	1	1/4	13000	30610
1	2-5/8	0.0104	Stainless Steel	1	1/4	13000	30622
1	2-5/8	0.0104	Steel	1	1/4	13000	30612
1	2-5/8	0.020	Steel	1	1/4	13000	30614



Note: As a safety precaution, shank must be fully inserted into the chuck or collet and tightened securely.

TY ENCAPSULATED FLARED END BRUSH - HEAVY DUTY

Preflared and bonded, with rigid elastomer supporting steel and stainless steel wire fill.

Applications: Weld Prep, Weld Cleaning, Confined Area General Cleaning

Brush Dia.	Fill Dia.	Fill Material	Inner Dia.	Shank Dia.	Max RPM	Item No.
1-3/4	0.006	Steel	1/2	1/4	25000	30650
1-3/4	0.0104	Stainless Steel	1/2	1/4	25000	30655
1-3/4	0.0104	Steel	1/2	1/4	25000	30651
1-3/4	0.020	Steel	1/2	1/4	25000	30653
2	0.006	Steel	3/4	1/4	20000	30658
2	0.0104	Stainless Steel	3/4	1/4	20000	30663
2	0.0104	Steel	3/4	1/4	20000	30659
2	0.020	Steel	3/4	1/4	20000	30661
2-3/4	0.006	Steel	1	1/4	15000	30666
2-3/4	0.0104	Stainless Steel	1	1/4	15000	30671
2-3/4	0.0104	Steel	1	1/4	15000	30667
2-3/4	0.020	Steel	1	1/4	15000	30669



Note: As a safety precaution, shank must be fully inserted into the chuck or collet and tightened securely.

Most stocked Osborn brushes started as special requests by customers for specific applications. These special end brushes were developed to perform specific tasks in manufacturing and fabrication.

PILOT BONDING END BRUSH

Made with a special ring to provide a more rigid surface area. These brushes are used primarily for aircraft assembly and in the aerospace industry. Made in both steel and stainless steel wire.

Applications: Spot Facing, Rivet Hole Cleaning and Deburring, Cleaning Metal Surfaces



Brush Dia.	Pilot Dia.	Brush Area Length	Overall Length	Fill Dia.	Fill Material	Trim Length	Max RPM	Item No.
1/2	3/32	3/8	2-1/4	0.004	Stainless Steel	3/8	25000	30190
1/2	3/32	3/8	2-1/4	0.004	Steel	3/8	25000	30145
1/2	1/8	3/8	2-1/4	0.004	Stainless Steel	3/8	25000	30193
1/2	1/8	3/8	2-1/4	0.004	Steel	3/8	25000	30148
1/2	5/32	3/8	2-1/4	0.004	Stainless Steel	3/8	25000	30196
1/2	5/32	3/8	2-1/4	0.004	Steel	3/8	25000	30151
1/2	3/16	3/8	2-1/4	0.004	Stainless Steel	3/8	25000	30199
1/2	3/16	3/8	2-1/4	0.004	Steel	3/8	25000	30154
1/2	1/4	3/8	2-1/4	0.004	Steel	3/8	25000	30157

Note: As a safety precaution, shank must be fully inserted into the chuck or collet and tightened securely.

WIRE DRILL BRUSH

Consists of a rugged, fast-cutting steel wire brush and a reusable, hardened steel holder, with a standard drill bit inserted through the center part of both and firmly locked in place by setscrews. Can be used on drill presses or specially designed equipment.

Applications: Spot Facing Rubber-Bonded Motor Mounts and Similar Parts



Brush Dia.	Fill Dia.	Fill Material	Drill Size	Trim Length	Max RPM	Item No.
3/4	0.025	Steel	7/16	7/8	3450	30235
3/4	0.025	Steel	1/2	7/8	3450	30236

Bridle helps reduce flare and increases the aggressiveness of the brush. Bridles are removable to adjust for wear.

BRASS WIRE END BRUSH - BRIDLED

With 1/4" shank. Commonly used for mold cleaning.

Brush Dia.	Overall Length	Fill Dia.	Fill Material	Trim Length	Shank Dia.	Max RPM	Item No.
1/2	2-3/4	0.005	Brass	1	1/4	10000	30241
1	2-3/4	0.005	Brass	1	1/4	7500	30247



Note: As a safety precaution, shank must be fully inserted into the chuck or collet and tightened securely.

NON-METALLIC END BRUSH - BRIDLED

With 1/4" shank. Used for general cleaning and plastic flash removal.

Brush Dia.	Overall Length	Fill Material	Trim Length	Shank Dia.	Max RPM	Item No.
1	3-1/4	Polypro	1-5/8	1/4	12000	30275



Note: As a safety precaution, shank must be fully inserted into the chuck or collet and tightened securely.

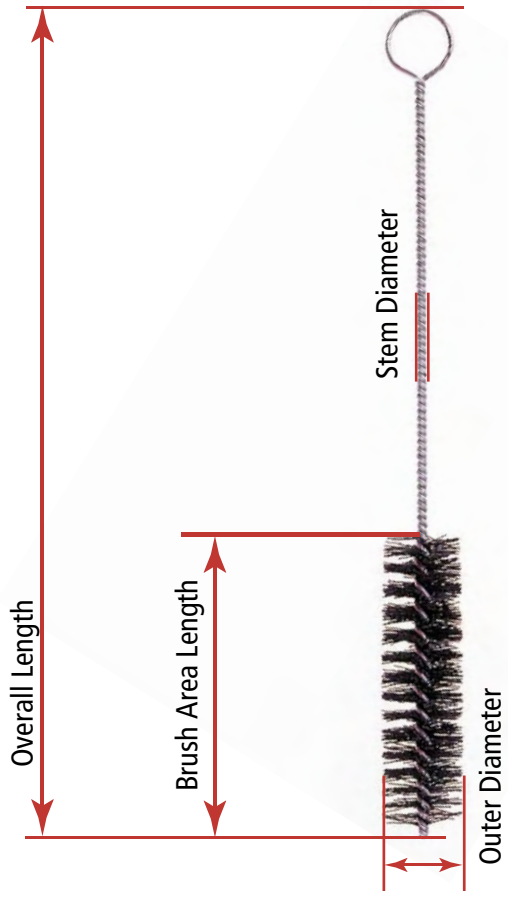
INTERNAL BRUSHES

Internal brushes, also known as “side action” brushes, are designed for use on portable tools and drill presses. They provide hard-working brush action for fast, thorough cleaning and finishing in such hard-to-reach places as small diameter holes, internally threaded surfaces, and many otherwise inaccessible areas. Fill materials include steel, stainless steel, brass, nylon, and ATB™ abrasive nylon filament.



Special Internal Brush Request Form

End User _____
 Distributor _____
 Contact Name _____
 Address _____
 City _____ State _____ Zip _____
 Phone _____ Fax _____
 E-Mail _____
 Customer Drawing Available: Yes No



Outer Diameter	Stem Diameter	Overall Length	Brush Area Length	Notes
<input type="text"/>	<input type="text"/>	<input type="text"/>	<input type="text"/>	<input type="text"/>
Brush Style	Fill Material	Fill Diameter	Max RPM	Fill Style
<input type="text"/>	<input type="text"/>	<input type="text"/>	<input type="text"/>	<input type="radio"/> Straight <input type="radio"/> Crimped <input type="radio"/> Knotted <input type="radio"/> Encapsulated

Equipment Used: Off-Hand Buffing Jack Air Tool
 Electric Tool CNC Other

Metal Components: Stainless Steel Carbon Steel Other

Density: Light Medium Heavy

Comp. to Stock Product # _____ Variation _____
 Method now being used _____

Price & Desc. if Competitor Brush _____ Result _____
 Stock Brushes Tested _____ Order Quantity _____
 Yearly Potential _____
 Application _____
 Comments: _____

Stem Style
 Single Spiral / Single Stem
 Double Spiral / Double Stem

OSBORN
INTERNATIONAL
A Unit of Jason Incorporated

5401 Hamilton Ave.
 Cleveland OH 44114
 Phone: (800) 720-3358 (216) 361-1900
 Fax: (216) 361-1913
 www.osborn.com
 marketsupport@osborn.com

CRIMPED WIRE INTERNAL BRUSHES

Internal brushes are available in several filament styles, allowing you to choose the right brush for your application. These brushes are ideal for reaching into holes and crevices where other brushes cannot.

HELITUF™ CRIMPED WIRE INTERNAL BRUSH

Heavily filled, rugged brushing tools suitable for use by hand or in power tools. Helituf brushes should be used only with suitable holders and fully chucked.

Applications: Cleaning the Entire Inside Circumference of a Hole, Cleaning Out Threaded Areas, Brushing Edges of Keyways and Other Recesses



Brush Dia.	Brush Area Length	Overall Length	Fill Dia.	Fill Material	Stem Dia.	Item No.
1/4	1	3-1/2	0.005	Stainless Steel	1/8	36139
1/4	1	3-1/2	0.005	Steel	1/8	36012
3/8	1	3-1/2	0.005	Stainless Steel	1/8	36147
3/8	1	3-1/2	0.005	Steel	1/8	36022
3/8	1	3-1/2	0.008	Stainless Steel	1/8	36148
3/8	1	3-1/2	0.008	Steel	1/8	36023
7/16	1	3-1/2	0.005	Stainless Steel	1/8	36151
7/16	1	3-1/2	0.005	Steel	1/8	36027
1/2	1	3-1/2	0.005	Stainless Steel	1/8	36155
1/2	1	3-1/2	0.005	Steel	1/8	36032
1/2	1	3-1/2	0.008	Stainless Steel	1/8	36156
1/2	1	3-1/2	0.008	Steel	1/8	36033
9/16	1	3-1/2	0.005	Steel	1/8	36037
5/8	1	3-1/2	0.005	Stainless Steel	1/8	36163
5/8	1	3-1/2	0.005	Steel	1/8	36042
5/8	1	3-1/2	0.008	Stainless Steel	1/8	36164
5/8	1	3-1/2	0.008	Steel	1/8	36043
11/16	1	3-1/2	0.005	Stainless Steel	1/8	36167
11/16	1	3-1/2	0.005	Steel	1/8	36047
3/4	1	3-1/2	0.005	Steel	1/8	36052
3/4	1	3-1/2	0.008	Stainless Steel	1/8	36172
3/4	1	3-1/2	0.008	Steel	1/8	36053
13/16	1	3-1/2	0.005	Steel	1/8	36057
7/8	1	3-1/2	0.005	Stainless Steel	1/8	36179
7/8	1	3-1/2	0.005	Steel	1/8	36062
7/8	1	3-1/2	0.008	Steel	1/8	36063
15/16	1	3-1/2	0.005	Steel	1/8	36067
1	1	3-1/2	0.005	Stainless Steel	1/8	36187
1	1	3-1/2	0.005	Steel	1/8	36072
1	1	3-1/2	0.008	Stainless Steel	1/8	36188
1	1	3-1/2	0.008	Steel	1/8	36073
1-1/8	1	3-1/2	0.005	Stainless Steel	1/8	36195
1-1/8	1	3-1/2	0.005	Steel	1/8	36082
1-1/4	1	3-1/2	0.008	Stainless Steel	1/8	36204
1-1/4	1	3-1/2	0.008	Steel	1/8	36093

SITUFT™ CRIMPED WIRE INTERNAL BRUSH

These side-action brushes are easily adapted to drill presses, lathes, bench grinders and portable tools. Situft brushes should be used only with suitable holders and fully chucked.

Applications: Cleaning Threads, Drilled Holes and Tubes Where Space is Limited

Brush Dia.	Brush Area Length	Overall Length	Fill Dia.	Fill Material	Stem Dia.	Item No.
5/32	7/16	2-1/8	0.003	Stainless Steel	1/16	35176
1/4	9/16	2-1/8	0.003	Steel	3/32	35021
1/4	9/16	2-1/8	0.004	Steel	3/32	35022
1/4	9/16	2-1/8	0.005	Brass	3/32	35281
1/4	9/16	2-1/8	0.005	Stainless Steel	3/32	35181
1/4	9/16	2-1/8	0.005	Steel	3/32	35023
9/32	9/16	2-1/8	0.005	Steel	3/32	35027
5/16	9/16	2-1/8	0.003	Steel	3/32	35031
5/16	9/16	2-1/8	0.005	Steel	3/32	35032
3/8	9/16	2-1/8	0.003	Steel	3/32	35041
3/8	9/16	2-1/8	0.005	Brass	3/32	35287
3/8	9/16	2-1/8	0.005	Stainless Steel	3/32	35189
3/8	9/16	2-1/8	0.005	Steel	3/32	35042
3/8	9/16	2-1/8	0.008	Steel	3/32	35043
3/8	5/8	2-1/4	0.005	Steel	1/8	35067
13/32	9/16	2-1/8	0.005	Steel	3/32	35047
7/16	9/16	2-1/8	0.003	Steel	3/32	35051
7/16	9/16	2-1/8	0.005	Brass	3/32	35290
7/16	9/16	2-1/8	0.005	Steel	3/32	35052
1/2	9/16	2-1/8	0.003	Steel	3/32	35061
1/2	9/16	2-1/8	0.005	Brass	3/32	35293
1/2	9/16	2-1/8	0.005	Stainless Steel	3/32	35197
1/2	9/16	2-1/8	0.005	Steel	3/32	35062
1/2	9/16	2-1/8	0.008	Steel	3/32	35063
1/2	5/8	2-1/4	0.005	Steel	1/8	35077
1/2	5/8	2-1/4	0.008	Steel	1/8	35078
9/16	5/8	2-1/4	0.003	Steel	3/32	35081
9/16	5/8	2-1/4	0.005	Steel	1/8	35082
9/16	5/8	2-1/4	0.008	Steel	1/8	35083
5/8	5/8	2-1/4	0.003	Steel	1/8	35086
5/8	5/8	2-1/4	0.005	Stainless Steel	1/8	35205
5/8	5/8	2-1/4	0.005	Steel	1/8	35087
5/8	5/8	2-1/4	0.008	Steel	1/8	35088
3/4	5/8	2-1/4	0.003	Steel	1/8	35096
3/4	5/8	2-1/4	0.005	Stainless Steel	1/8	35213
3/4	5/8	2-1/4	0.005	Steel	1/8	35097
3/4	5/8	2-1/4	0.008	Steel	1/8	35098
7/8	5/8	2-1/4	0.005	Brass	1/8	35311
7/8	5/8	2-1/4	0.005	Stainless Steel	1/8	35221
7/8	5/8	2-1/4	0.005	Steel	1/8	35107
1	5/8	2-1/4	0.005	Stainless Steel	1/8	35229
1	5/8	2-1/4	0.005	Steel	1/8	35117
1	5/8	2-1/4	0.008	Steel	1/8	35118
1-1/8	5/8	2-1/4	0.005	Steel	1/8	35127
1-1/4	5/8	2-1/4	0.005	Stainless Steel	1/8	35245
1-1/4	5/8	2-1/4	0.005	Steel	1/8	35137
1-1/4	5/8	2-1/4	0.008	Steel	1/8	35138



SITUFT BLACK NYLON WIRE INTERNAL BRUSH

Designed for cleaning in confined areas. The black nylon filaments offer long life and durability. Situft brushes should only be used with suitable holders and fully chucked.

Applications: Cleaning Interior Surfaces, Removing Dirt



Brush Dia.	Brush Area Length	Overall Length	Fill Dia.	Fill Material	Stem Dia.	Item No.
1/2	9/16	2-1/8	0.010	Black Nylon	3/32	35358
3/4	9/16	2-1/8	0.010	Black Nylon	3/32	35366

HELITUF HOLDERS

Available in two styles. The holders can be used individually or together to form a 9" long brush. One end is threaded and the other has a tapered hole. 75003 is externally threaded while 75004 is internally threaded, this allows both extension holders to be used together.



Diameter	Overall Length	Item No.
3/16	3-5/8	75003
1/4	3-5/8	75004

SITUFT HOLDERS

Available in two styles. Holder 75005 has a 1/4" outer diameter and is 3-3/8" long, with socket setscrew, and wrench, to be used with 3/32" stem. Holder 75006 has a 3/8" outer diameter, with 1/4" shank and is 3-3/8" long with socket setscrew and wrench, to be used with 1/8" stem.



Diameter	Overall Length	Item No.
1/4	3-3/8	75005
3/8	3-3/8	75006

HELITUF CRIMPED WIRE INTERNAL BRUSH KIT

Applications: Cleaning the Entire Inside Circumference of a Hole, Cleaning Out Threaded Areas, Brushing Edges of Keyways and Other Recesses

Diameter	Description	Item No.
3/16	SPIRAL TUBE BRUSH HOLDER	75003
1/4	SPIRAL TUBE BRUSH HOLDER	75004
3/8	3/8" SPIRAL WIRE TUBE BRUSH	36022
7/16	7/16" SPIRAL WIRE TUBE BRUSH	36027
1/2	1/2" SPIRAL WIRE TUBE BRUSH	36032
9/16	9/16" SPIRAL WIRE TUBE BRUSH	36037
5/8	5/8" SPIRAL WIRE TUBE BRUSH	36042
11/16	11/16" SPIRAL WIRE TUBE BRUSH	36047
3/4	3/4" SPIRAL WIRE TUBE BRUSH	36052
13/16	13/16" SPIRAL WIRE TUBE BRUSH	36057
7/8	7/8" SPIRAL WIRE TUBE BRUSH	36062
15/16	15/16" SPIRAL WIRE TUBE BRUSH	36067
1	1" SPIRAL WIRE TUBE BRUSH	36072
1-1/8	1-1/8" SPIRAL WIRE TUBE BRUSH	36082

Item No.: **36000**



Note: Place an order for Item No. 36000 to receive the entire kit.

SITUFT CRIMPED WIRE INTERNAL BRUSH KIT

Applications: Cleaning Threads, Drilled Holes and Tubes where Space is Limited

Diameter	Description	Item No.
1/4	SIDE ACTION TUBE BRUSH HOLDER	75005
3/8	SIDE ACTION TUBE BRUSH HOLDER	75006
1/4	1/4" SIDE ACTION WIRE TUBE BRUSH	35021
1/4	1/4" SIDE ACTION WIRE TUBE BRUSH	35022
1/4	1/4" SIDE ACTION WIRE TUBE BRUSH	35023
5/16	5/16" SIDE ACTION WIRE TUBE BRUSH	35032
3/8	3/8" SIDE ACTION WIRE TUBE BRUSH	35042
7/16	7/16" SIDE ACTION WIRE TUBE BRUSH	35052
1/2	1/2" SIDE ACTION WIRE TUBE BRUSH	35062
9/16	9/16" SIDE ACTION WIRE TUBE BRUSH	35082
5/8	5/8" SIDE ACTION WIRE TUBE BRUSH	35087
3/4	3/4" SIDE ACTION WIRE TUBE BRUSH	35097
1	1" SIDE ACTION WIRE TUBE BRUSH	35117
1-1/4	1-1/4" SIDE ACTION WIRE TUBE BRUSH	35137

Item No.: **35000**



Note: Place an order for Item No. 35000 to receive the entire kit.

Tube brushes are available in several filament styles, allowing you to choose the right brush for your application. These brushes are ideal for reaching into holes and crevices where other brushes cannot.

FLUE BRUSH - STRAIGHT WIRE, DOUBLE SPIRAL

Used primarily for internal cleaning of pipes or flues. All standard flues are referred to by their outside measurements which are usually 1/4" larger than the inside diameter. An Osborn Flue Brush to fit a standard flue is also designated by the flue's outside diameter. For example: the diameter of a 3" Flue Brush is approximately 2-3/4" or the inside diameter of a standard 3" flue.

Applications: Manual or Power Cleaning of Pipes and Flues



Brush Dia.	Flue Size	Brush Area Length	Fill Dia.	Fill Material	Item No.
1/2	3/4	4-1/2	0.01	Steel	51060
5/8	7/8	4-1/2	0.01	Steel	51061
3/4	1	4-1/2	0.01	Steel	51062
7/8	1-1/8	4-1/2	0.01	Steel	51063
1	1-1/4	4-1/2	0.01	Steel	51064
1-1/4	1-1/2	4-1/2	0.0118	Steel	51065
1-1/2	1-3/4	4-1/2	0.0118	Steel	51066
1-3/4	2	4-1/2	0.0118	Steel	51067
2	2-1/4	4-1/2	0.0118	Steel	51068
2-1/4	2-1/2	4-1/2	0.0118	Steel	51069
2-1/2	2-3/4	4-1/2	0.0118	Steel	51070
2-3/4	3	4-1/2	0.014	Steel	51071
3	3-1/4	4-1/2	0.014	Steel	51072
3-1/4	3-1/2	4-1/2	0.014	Steel	51073
3-3/4	4	4-1/2	0.016	Steel	51074

STRAIGHT WIRE TUBE BRUSH - DOUBLE STEM, DOUBLE SPIRAL

Can be used for numerous internal cleaning jobs. They can be used as a hand tool, mounted in a drill press, or on a portable power tool.

Applications: Internal Cleaning, Removal of Small Imperfections, Surface Prep



Brush Dia.	Brush Area Length	Overall Length	Fill Dia.	Fill Material	Stem Dia.	Item No.
1/4	2	6	0.006	Steel	0.1625	51050
3/8	2	6	0.006	Steel	0.1625	51051
1/2	2	6	0.006	Steel	0.1625	51052
5/8	3-1/2	5-1/2	0.006	Steel	0.1625	51053
3/4	3-1/2	5-1/2	0.006	Steel	0.1625	51054
7/8	3-1/2	5-1/2	0.006	Steel	0.1625	51056

CRIMPED WIRE TUBE BRUSH - DOUBLE STEM, DOUBLE SPIRAL

Can be used as a hand tool, mounted in a drill press, or on a portable power tool.

Applications: Internal Cleaning, Removal of Small Imperfections, Surface Preparation

Brush Dia.	Brush Area Length	Overall Length	Fill Dia.	Fill Material	Stem Dia.	Item No.
3/8	1-1/2	4	0.003	Steel	0.124	51019
1/2	2	5	0.004	Stainless Steel	0.187	51091
1/2	2	5	0.004	Steel	0.187	51020
1/2	2	5	0.006	Steel	0.187	51021
5/8	2	5	0.006	Stainless Steel	0.208	51088
5/8	2	5	0.006	Steel	0.208	51022
5/8	2	5	0.008	Steel	0.208	51023
5/8	2	5	0.0104	Stainless Steel	0.208	51090
5/8	2	5	0.0104	Steel	0.208	51024
3/4	2-1/2	5	0.006	Steel	0.238	51025
3/4	2-1/2	5	0.0104	Stainless Steel	0.238	51093
3/4	2-1/2	5	0.0104	Steel	0.238	51027
7/8	2-1/2	5	0.006	Steel	0.238	51028
7/8	2-1/2	5	0.0104	Stainless Steel	0.238	51096
7/8	2-1/2	5	0.0104	Steel	0.238	51030
1	2-1/2	5	0.006	Steel	0.238	51031
1	2-1/2	5	0.0104	Stainless Steel	0.238	51099
1	2-1/2	5	0.0104	Steel	0.238	51033
1-1/4	2-1/2	5	0.0104	Stainless Steel	0.238	51085
1-1/4	2-1/2	5	0.0104	Steel	0.238	51037
1-1/2	2-1/2	5	0.0104	Stainless Steel	0.238	51086
1-1/2	2-1/2	5	0.0104	Steel	0.238	51038
2	2-1/2	5	0.0104	Stainless Steel	0.238	51087
2	2-1/2	5	0.0104	Steel	0.238	51039



GREEN TY™ ENCAPSULATED CRIMPED WIRE TUBE BRUSH - DOUBLE STEM, DOUBLE SPIRAL

Made with wire fill reinforced with green TY (standard duty) elastomer to provide stronger brushing action and longer life.

Applications: Internal cleaning, Removal of Small Imperfections, Surface Preparation

Brush Dia.	Brush Area Length	Overall Length	Fill Dia.	Fill Material	Item No.
1/2	2	5	0.006	Steel	51110
5/8	2	5	0.0104	Stainless Steel	51121
5/8	2	5	0.0104	Steel	51111
3/4	2-1/2	5	0.0104	Stainless Steel	51122
3/4	2-1/2	5	0.0104	Steel	51112
7/8	2-1/2	5	0.0104	Steel	51113
1	2-1/2	5	0.0104	Steel	51114



CRIMPED WIRE TUBE BRUSH - SINGLE STEM, SINGLE SPIRAL



Brush Dia.	Brush Area Length	Overall Length	Fill Dia.	Fill Material	Stem Dia.	Item No.
3/16	1-1/2	7	0.004	Steel	0.094	51001
3/16	1-1/2	7	0.006	Stainless Steel	0.094	51080
3/16	1-1/2	7	0.006	Steel	0.094	51002
1/4	1-1/2	7	0.004	Steel	0.115	51003
1/4	1-1/2	7	0.006	Stainless Steel	0.115	51081
1/4	1-1/2	7	0.006	Steel	0.115	51004
3/8	1-1/2	8	0.004	Steel	0.132	51005
3/8	1-1/2	8	0.006	Stainless Steel	0.168	51082
3/8	1-1/2	8	0.006	Steel	0.168	51006
1/2	2	8	0.006	Stainless Steel	0.221	51083
1/2	2	8	0.006	Steel	0.221	51007
1/2	2	8	0.008	Steel	0.221	51008

CRIMPED WIRE SPIRAL TUBE BRUSH

Applications: Cleaning and Deburring Tubes, Pipes, Brake Parts, Fuel Injectors




Brush Dia.	Brush Area Length	Overall Length	Fill Dia.	Stem Dia.	Fill Material	Item No.
1/4	1	3-1/2	0.005	1/8	Steel	36700
5/16	1	3-1/2	0.005	1/8	Steel	36704
3/8	1	3-1/2	0.005	1/8	Steel	36708
3/8	1	3-1/2	0.008	1/8	Steel	36709
1/2	1	3-1/2	0.005	3/16	Steel	36716
1/2	1	3-1/2	0.008	3/16	Steel	36717
9/16	1	3-1/2	0.005	3/16	Steel	36720
5/8	1	3-1/2	0.005	3/16	Steel	36724
5/8	1	3-1/2	0.008	3/16	Steel	36725
11/16	1	3-1/2	0.005	3/16	Steel	36728
3/4	1	3-1/2	0.005	7/32	Steel	36732
3/4	1	3-1/2	0.008	7/32	Steel	36733
13/16	1	3-1/2	0.005	7/32	Steel	36736
7/8	1	3-1/2	0.005	7/32	Steel	36740
7/8	1	3-1/2	0.008	7/32	Steel	36741
15/16	1	3-1/2	0.005	7/32	Steel	36744
1	1	3-1/2	0.005	1/4	Steel	36748
1	1	3-1/2	0.008	1/4	Steel	36749
1-1/8	1	3-1/2	0.005	1/4	Steel	36752
1-1/8	1	3-1/2	0.008	1/4	Steel	36753
1-1/4	1	3-1/2	0.008	1/4	Steel	36757
1-1/2	1	3-1/2	0.005	1/4	Steel	36760
1-1/2	1	3-1/2	0.008	1/4	Steel	36761

BRASS WIRE TUBE BRUSH - DOUBLE STEM, DOUBLE SPIRAL

Applications: Mold Cleaning, Cleaning and Deburring Aluminum Motor Mounts

Brush Dia.	Brush Area Length	Overall Length	Fill Dia.	Fill Material	Stem Dia.	Item No.
1/4	1-1/2	4	0.005	Brass	0.124	51149
3/8	1-1/2	4	0.005	Brass	0.124	51150
1/2	2	5	0.005	Brass	0.163	51151
5/8	2	5	0.005	Brass	0.208	51152
3/4	2	5	0.006	Brass	0.208	51153
7/8	2-1/2	5-1/2	0.006	Brass	0.238	51154
1	2-1/2	5-1/2	0.006	Brass	0.238	51155



BRASS WIRE TUBE BRUSH - SINGLE STEM, SINGLE SPIRAL

Applications: Cleaning and Deburring Tubes, Pipes

Brush Dia.	Brush Area Length	Overall Length	Fill Dia.	Fill Material	Stem Dia.	Item No.
1/8	1	6	0.003	Brass	0.087	51141
1/4	1-1/2	7	0.003	Brass	0.087	51142
3/8	2	8	0.004	Brass	0.115	51143
1/2	2	8	0.004	Brass	0.115	51144
5/8	2-1/2	9	0.005	Brass	0.125	51145
3/4	2-1/2	9	0.005	Brass	0.125	51146
7/8	3	10	0.005	Brass	0.168	51147
1	3	10	0.005	Brass	0.168	51148



SIBOT™ INTERNAL FINISHING BRUSH

Square-trimmed crimped wire brushes used in drill presses and portable tools for cleaning internal surfaces. In a single operation, they brush both the bottom and sides of a hole.

Applications: For Removing Fine Burrs from the Edges of Cross-Drilled Holes, Spot Facing



Square Trim	Overall Length	Fill Dia.	Fill Material	Trim Length	Face Width	Shank Dia.	Max RPM	Item No.
1	3-1/4	0.006	Steel	3/8	3/8	1/4	4500	11190
1-1/16	3-5/8	0.006	Steel	13/32	3/8	1/4	4500	11194
1-1/4	3-3/8	0.006	Steel	1/2	1/2	1/4	4500	11198
1-1/2	3-3/8	0.006	Steel	9/16	1/2	1/4	4500	11202
1-7/8	3-15/16	0.006	Steel	13/16	1/2	1/4	4500	11210

STRAIGHT WIRE VALVE GUIDE BRUSH

Applications: Cleaning Valve Guide Bores



Brush Dia.	Brush Area Length	Overall Length	Fill Dia.	Fill Material	Stem Dia.	Item No.
5/16	1-5/8	9-3/8	0.0104	Steel	7/32	51075
3/8	1-5/8	8-3/8	0.0104	Steel	7/32	51076

NYLON PERCOLATOR BRUSH

Features .010" white nylon in twisted wire stem/handle.

Applications: Cleaning Internal Percolator Stems



Brush Dia.	Brush Area Length	Overall Length	Fill Material	Stem Dia.	Item No.
7/16	3-1/2	11-1/2	Nylon	1/8	51109

NYLON TUBE/SPOUT BRUSH

Applications: Cleaning Engine Block, Heads, and Assorted Parts during the Engine Rebuilding Process



Brush Dia.	Brush Area Length	Overall Length	Fill Dia.	Fill Material	Stem Dia.	Item No.
1/4	2	6-1/4	0.005	Black Nylon	1/8	51100
3/8	2	6-1/4	0.005	Black Nylon	1/8	51101
1/2	3	8-1/2	0.008	Black Nylon	1/8	51102
3/4	3	8-3/4	0.012	Black Nylon	1/8	51103
1	5	15-1/2	0.01	Black Nylon	3/16	51104
1-1/4	5	15-1/2	0.01	Black Nylon	3/16	51105
1-1/2	5	15-1/2	0.01	Black Nylon	1/4	51106
2	5	15-1/2	0.01	Black Nylon	1/4	51108

Made in a variety of materials. Stainless steel and steel for delicate deburring; also available in brass and bristle for precise cleaning and fine polishing.

Applications: Aerospace, Aerosystems, Electronics, Molds, Textile, Optics, Medical Equipment, Hydraulics, Computers, Tool & Dies, Jewelry, Other Precision Industries

MINIATURE WHEEL BRUSH

Brush Dia.	Fill Dia.	Stem Dia.	Max RPM	Std Pk	Steel Item No.	Stainless Steel Item No.	Brass Item No.	Stiff Bristle Item No.	Soft Bristle Item No.
5/8	0.005	1/8	25000	36	75749	75754			
3/4	*	3/32	25000	36				75715	75716
3/4	0.003	1/8	25000	36	75750				
3/4	0.005	3/32	25000	36			75757		
3/4	0.005	3/32	25000	36	75740				
3/4	0.005	1/8	25000	36	75753	75760			
1	0.005	3/32	25000	36	75742		75758		
1	0.005	1/8	25000	36	75764	75755			
1-1/4	0.005	1/8	25000	36	75768				
1-1/2	0.005	1/8	25000	36	75772	75756			

* Natural Fiber



MINIATURE WIRE CUP BRUSH

Brush Dia.	Fill Dia.	Fill Material	Stem Dia.	Max RPM	Item No.
9/16	0.003	Brass	1/8	25000	75759
9/16	0.003	Steel	1/8	25000	75701
9/16	0.005	Stainless Steel	1/8	25000	75710
9/16	0.005	Steel	1/8	25000	75705



MINIATURE BRISTLE CUP BRUSH

Brush Dia.	Fill Material	Stem Dia.	Max RPM	Item No.
9/16	Soft Bristle	1/8	25000	75782
9/16	Stiff Bristle	1/8	25000	75780
1	Soft Bristle	1/8	25000	75783
1	Stiff Bristle	1/8	25000	75781



MINIATURE BRUSHES

Precision Miniature End styles are small diameter, light duty brushes.

Applications: Ideal for Edge and Surface Blending, Fine Deburring and Surface Finishing, Cleaning Small Holes and Cavities

MINIATURE WIRE END BRUSH



Brush Dia.	Fill Dia.	Fill Material	Stem Dia.	Max RPM	Item No.
3/16	0.003	Brass	1/8	25000	75675
3/16	0.003	Stainless Steel	1/8	25000	75670
3/16	0.003	Steel	1/8	25000	75665
1/4	0.003	Brass	1/8	25000	75677
1/4	0.005	Stainless Steel	1/8	25000	75685
1/4	0.005	Steel	1/8	25000	75680
5/16	0.005	Stainless Steel	1/8	25000	75700
5/16	0.005	Steel	1/8	25000	75695

MINIATURE WIRE END BRUSH - LIGHT DUTY

Tube may be cut back to expose new wire.



Brush Dia.	Brush Area Length	Overall Length	Fill Dia.	Fill Material	Shank Dia.	Max RPM	Item No.
3/16	3/4	2-3/4	0.0104	Steel	1/4	10000	30261
1/4	3/8	2-3/8	0.006	Steel	5/16	10000	30262
1/4	3/8	2-3/8	0.008	Steel	5/16	10000	30263
1/4	3/8	2-3/8	0.0104	Stainless Steel	5/16	10000	30265

MINIATURE BRISTLE END BRUSH



Brush Dia.	Fill Material	Stem Dia.	Max RPM	Item No.
3/16	Soft Bristle	3/32	25000	75724
3/16	Stiff Bristle	3/32	25000	75717
1/4	Stiff Bristle	3/32	25000	75719
5/16	Stiff Bristle	3/32	25000	75723



Phone (800) 720-3358 / (216) 361-1900 • Web: www.osborn.com
Fax (216) 361-1913 • Email: marketsupport@osborn.com



ORN

OD:
8"
203mm

B™

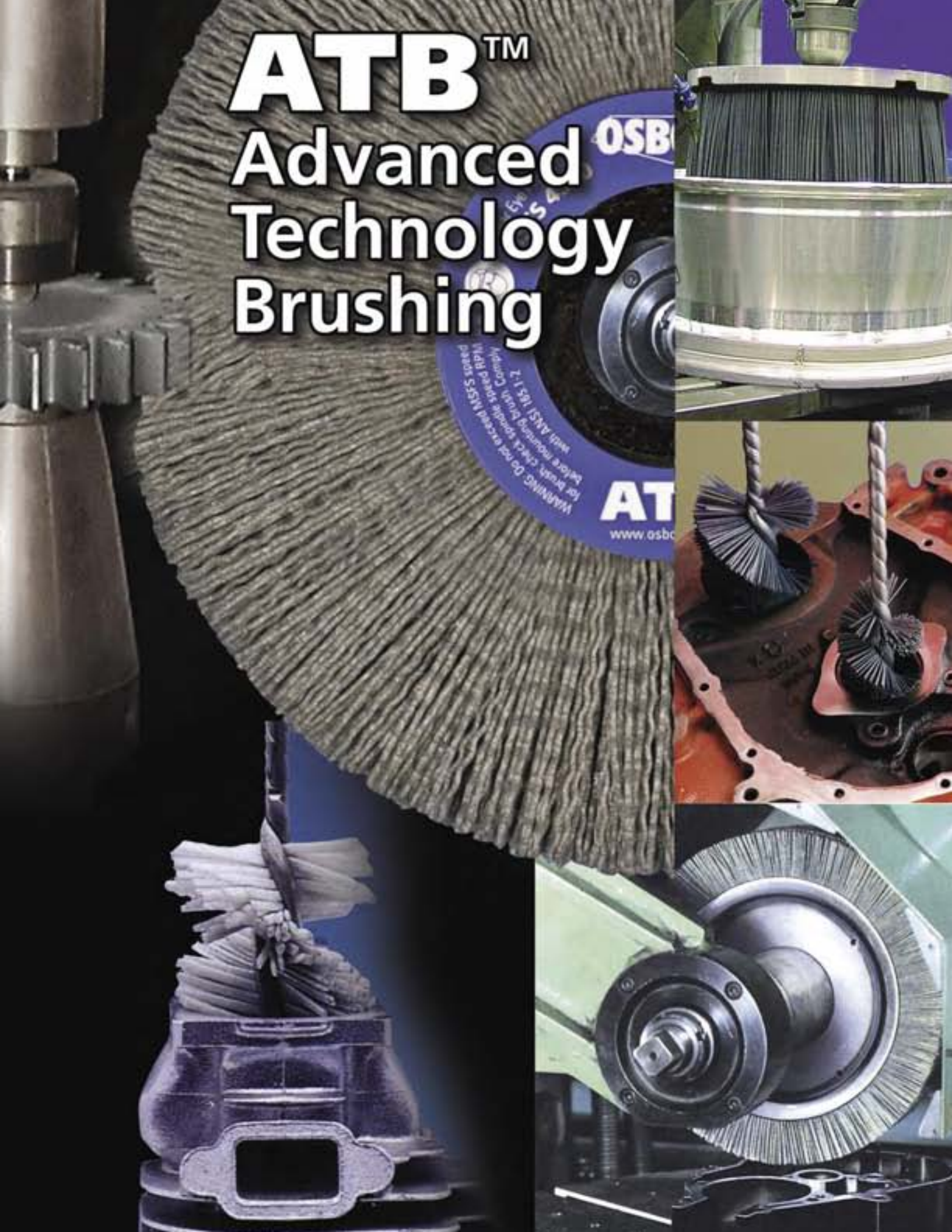
orn.com

Grit Color
Codes:
White 60
Red 80
Yellow 120
Green 180
Brown 240
Blue 320
Orange 400
Black 600
Purple 1000

ATB™ Advanced Technology Brushing

WARNING: Do not exceed MSFS speeds
before measuring. Check speed before
use. Do not exceed MSFS speeds
Hydraulic
width ANSI 185.1-2

AT
www.osbc



ATB filaments work like independent flexible files conforming to part contours and abrading edges & surfaces. ATB abrasive tools produce fast, consistent, repeatable results, lowering process costs and creating a cleaner, more efficient working environment.

These tools are specifically designed for mechanical finishing tasks such as: deburring, sharp edge removal, radiusing, edge contouring, de-fuzzing, surface refinement and conditioning, plateau finishing, blending imperfections, reduction of surface stresses and micro crack propagation, cleaning, polishing and surface wiping prior to inspection gauging.

Both external and internal surface areas are processed on all materials such as: metallics, super alloys, plastics, composites, advanced composites, metal matrix, ceramics, wood, leather, cloth and other combination of materials.



ATB NYLON ABRASIVE FILAMENTS

Osborn's ATB brush tools are made with heat stabilized nylon filaments impregnated with Silicon Carbide, Aluminum Oxide or Polycrystalline Diamond grit. Grit loading ranges from 10-40% by weight, offering a wide variety of filament choices.

Osborn continues to remain on the leading edge of advanced technology through innovation. Osborn has engineered abrasive nylon into flexible abrasive tools being implemented into today's highly refined finishing processes. Most manual operations are rapidly being replaced by semi automatic and fully automatic machinery and equipment such as: CNC machine centers, robotics, flexible machining systems, special machinery and finishing cells which Osborn's abrasive tools are designed for.

ATB Physical Properties	
Bend Recovery	80%
Melting Point	210C(410F)
Beam Strength	At 140 F 70% lost
Density	1.29g/cc
Coolant	PH Between 2-9
Absorbtion at 50% RH	1.30%
Absorbtion at 100% RH	2.80%



ATB BRUSH TOOL SELECTION

Tool Style Options:

Osborn produces ATB brushes in six basic configurations.

Wheel Brushes – Wheel brushes are unidirectional finishing tools. The circumferential edge or “face” of this circular style brush performs the work. ATB wheel brushes are ideal for focused area work and are easily adaptable to standard shop equipment, highly specialized machinery, CNC machining centers and robot work cells. Osborn standard wheel brushes are produced in a full range of diameters, with a selection of operating face widths to perform almost any finishing task.



Disc Brushes – Disc brushes are a highly efficient tool for applications in which burred edges are on the same plane. Disc Brushes are multi directional deburring tools working all part edges uniformly. They are easily adaptable to CNC machine centers, robot cells, and stationary finishing machines.

Cup Brushes – Cup brushes are efficient multi-directional deburring tools working all part edges uniformly. They are primarily used in off hand applications for maximum part coverage.



End Brushes - End brushes are ideal multi-directional tools for confined areas; this style is designed to have the ends of the fill strands do the bulk of the work.

Internal Finishing Brushes - Also known as a “side action” brush, this style is primarily used in CNC machines, portable tools and drill presses for cross hole deburring and fast cleaning and finishing of such inaccessible surfaces as small diameter bores and internally threaded surfaces.



Wide Face Brushes - Wide Face brushes prevent costly build-up and wear on conveyor belts in a variety of manufacturing and processing environments. Outside diameters range from a few inches to over one foot. Standard face widths span from two inches to nearly twenty feet.

ATB BRUSH TOOL SELECTION

Abrasive Media Options:

•**Silicon Carbide** is characterized by a sharp jagged structure, and is the most popular grain choice because of its cost effective, efficient properties. (Color is gray/black. Hardness = 13 [MHOS Scale], Density = 3.25)

•**Aluminum Oxide** is characterized by a rounded structure and produces a finer finish. Prevents discoloration on certain alloys such as titanium, aluminum and stainless steel. (Color is tan/brown. Hardness = 12 [MHOS Scale], Density = 3.99)

•**Polycrystalline Diamond (PCD)** is characterized by a jagged structure and is used to edge hone and radius super hard materials such as CBN & ceramics. (Hardness = 15 [MHOS scale])



Filament Geometry Options:

ATB abrasive tools feature three different filament geometries: round crimped, round straight and rectangular.



Round Crimped



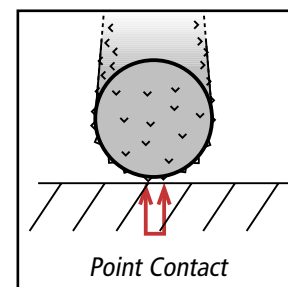
Round Straight



Rectangular

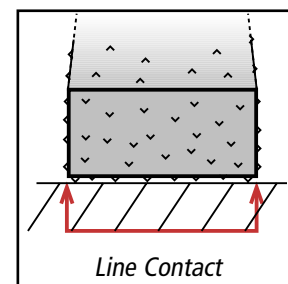
Round Abrasive Nylon Filaments are impregnated with either Silicon Carbide or Aluminum Oxide grit. Grit sizes vary from coarse to very fine. This style is available in crimped or uncrimped form, and is also made in Alumina Silicate and Polycrystalline Diamond super abrasives.

- For general use
- Provides point contact - light to medium application technology
- Fine grit sizes are able to radius small corners
- Uncrimped filaments generate twice the abrasive contact on work surface
- Increased flexibility to conform to irregular surfaces



Abrasive Nylon Rectangular Filaments are impregnated with either Silicon Carbide or Aluminum Oxide and are offered in grit sizes ranging from coarse to fine. They are ideal on applications requiring more surface compliance without sacrificing the amount of abrasive in contact with the work surface.

- Applies approximately 18 times more abrasive on work surface
- The larger cross section allows the filament to be more rigid and aggressive
- For high performance work
- Shorter cycle times
- Line contact - heavy duty application technology
- Ability to remove micro chips and materials
- Excellent performance at lower rotational speeds
- Superior draw file grinding action using sides of extra long filaments





















ATB BRUSH TOOL SELECTION

Filament and Grit Size Options:

Smaller filaments with smaller grit size produce a finer finish and offer longer life. Larger filaments are more rigid and apply larger abrasive grit to the work piece with greater force and increased aggression. Grit sizes are available from 60 – 1000.

Crimped filaments offer better part conformability. Rectangular filaments offer higher aggression.

Shapes									
Sizes mil. mm.	12 .030	18 .046	22 .058	28 .074	35 .089	40 1.02	50 1.27	30 x 70 0.76 x 1.78	45 x 90 1.14 x 2.28
Grit Silicon Carbide (SC) Aluminum Oxide (AO)	AO	SC	SC AO	SC AO	SC AO	SC AO	SC AO	SC AO	SC AO
Mesh (USA Std.)	600	500	320	120	180	120	80	80 120 180 320 600	80 120 180 320 600
Grit Color Codes									
 60 white	 80 red	 120 yellow	 180 green	 240 brown	 320 blue	 500 orange	 600 black	 1000 purple	

* ATB brush tools are color coded for easy identification

Trim Length and Density Options:

Trim Length refers to the length of the fill material that extends beyond the brush back or hub. A short trim makes a stiff, fast cutting brush, while a long trim gives the brush added flexibility that enables it to conform to irregular surfaces.

Fill Density is the number of filaments in the brushing surface. High density brushes produce finer surface finishes and are also used when fast cutting is required, as in deburring. Low density brushes offer greater flexibility, which increases its resiliency and ability to reach into confined areas and conform to uneven or contoured surfaces.



Long trim and light density are ideal for applications requiring a high degree of conformability



Short trim and high density are ideal for applications requiring increased aggression and minimal cycle time

ATB BRUSH TOOL IMPLEMENTATION

Optimal life and cut will be obtained by finding the proper balance between brush speed (RPM), part penetration, and line speed.

The **Maximum Safe Free Speed (MSFS)** printed on the brush is not the ideal working speed. In most operations a lower speed will prove more efficient. Optimal operating speed is typically 50-70% less than the MSFS. Lower speeds and lighter pressure give longer brush life, generate less heat, and require less power.

Where higher brush speeds and pressures are required it is recommended to use a more aggressive brush tool. This may be done by increasing abrasive grit size, changing filament shape, increasing fill density, decreasing trim length, increasing the brush diameter and/or slowing line speed.

Suggested ATB Disc Brush Operating Parameters

Dia. (in)	RPM			Penetration (in)			Line Speed (inches/minute)		
	with Coolant	with Coolant & Bridal	Dry	Aluminum	Cast Iron/Steel	SS and Alloy	Aluminum	Cast Iron	SS and Alloy
3" - 4"	1800-2400	2200-2800	1400-1800	.030-.050	.040-.060	.060-.125	20-40	15-25	10-15
5" - 6"	1400-2000	1800-2200	1250-1500	.030-.050	.040-.060	.060-.125	25-50	15-25	12-18
7" - 8"	1200-1600	1400-1800	800-1000	.030-.050	.040-.060	.060-.125	30-50	15-30	14-20
9" - 10"	1000-1400	1000-1600	600-800	.030-.050	.040-.060	.060-.125	30-60	15-30	10-24
12"	800-1000	900-1200	500-750	.030-.050	.040-.060	.060-.125	30-60	15-30	20-30

- Depth of penetration should be set while the brush tool is rotating at operational speed.
- Precise edge radius can be controlled by adjusting the line speed.
- Slower line speed results in more aggressive brushing action.
- Surface speeds should always be kept below 3500 surface speed per minute wet and 2500 surface speed per minute dry.

Tool Path Considerations:

For consistent results in an automated environment, careful consideration should be given when implementing ATB brush tools.


Tool Path:

The brush should start and finish its path completely off the part.



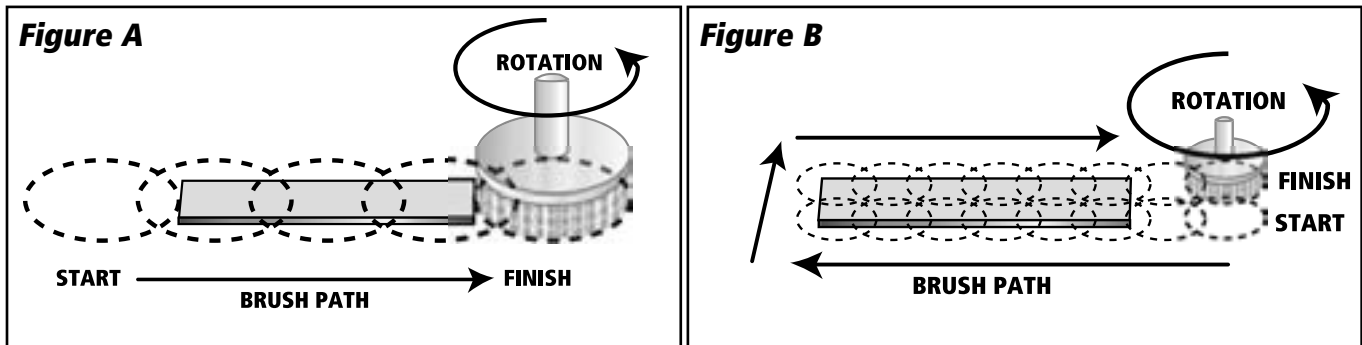
Rotational Direction:

The initial pass the brush tool should be rotated in the direction opposite of the cutting tool that created the burr.



Part Coverage:


There are two different ways to efficiently finish a part, the ideal (**Figure A**) is to use a brush which is approximately three inches larger than the work piece. If a smaller brush is required due to application restrictions, (**Figure B**) the centerline of the brush tool should be aligned with the targeted edge.



Brush Tool Wear Compensation:

The following are the four most commonly used methods to compensate for brush tool wear.

Automatic Indexing is a technique involving indexing the brush tool in the Z axis after a predetermined number of parts. It is a commonly used technique in CNC machining centers.



Probing

Probing is a technique that helps maintain a constant depth of penetration. It is a feature specific to certain machines.

Amperage (Amp) Metering is a technique that consistently monitors the amp reading to maintain consistent pressure. This feature requires the addition of an amp meter to the process.

Manual Indexing is a technique where the operator manually adjusting for the wear on the brush using historical statistical data.

ATB BRUSH TOOL IMPLEMENTATION

Coolant:

ATB filaments are designed with heat stabilizers and are able to withstand most applications dry.

Coolant, however, is always recommended for applications requiring high penetration, high speeds or on very thin parts. Coolant provides an ideal working environment for ATB filaments.

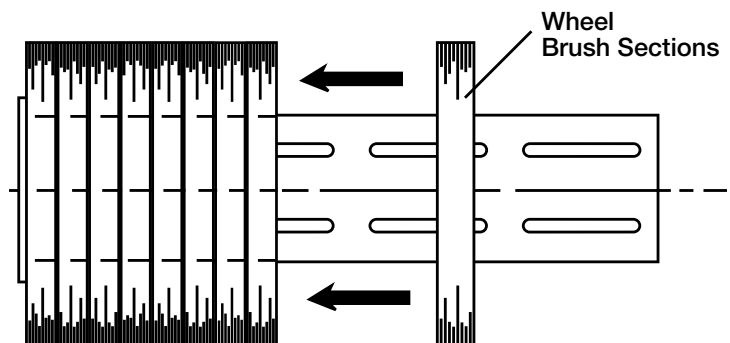


Suggested ATB Wheel Brush Operating Parameters

Diameter	RPM	Penetration
2	4000-6000	0.125
3	3000-4000	0.125
4	2000-3000	0.125
6	1500-2000	0.125
8	1200-1800	0.125
10	1000-1250	0.125
12	800-1000	0.125
14	700-900	0.125

Recommended Horsepower

Diameter	Horse Power	RPM
4"	1/4 HP	3000
6"	1/4 HP	2000
8"	3/4 HP	1800
10"	1 HP	1250
12"	1 HP	1000
14"	1 HP	900



When using multiple brushes on a common shaft multiply Horsepower (HP) with number of brushes (N). (HP x N)

ATB BRUSH TOOL TROUBLESHOOTING

PROBLEM	SOLUTION
Brush not aggressive enough	<ol style="list-style-type: none"> 1. Increase surface speed by increasing OD or RPM 2. Use larger brush diameter 3. Use coarser abrasive filament 4. Decrease feed rate 5. Use shorter trim length and denser brush
Brush too aggressive	<ol style="list-style-type: none"> 1. Reduce surface speed by reducing OD or RPM 2. Increase trim length and use less dense brush 3. Reduce filament diameter 4. Increase feed rate
Finish too rough	<ol style="list-style-type: none"> 1. Use coolant or cutting oil 2. Increase RPM 3. Use finer abrasive filament 4. Use buffing compound
Finish too smooth	<ol style="list-style-type: none"> 1. Increase filament grit size 2. Decrease surface speed 3. Reduce brush fill density
Brushing action not sufficiently uniform	<ol style="list-style-type: none"> 1. Increase trim length and decrease fill density 2. Utilize automated equipment for brushing motion
More action required on edges parallel to brush axis	<ol style="list-style-type: none"> 1. Increase brush RPM 2. Reduce feed rate 3. Dwell brush at the problem area
More action required on edges perpendicular to brush axis	<ol style="list-style-type: none"> 1. Decrease brush RPM 2. Increase feed rate 3. Oscillate brush at the problem area
Smearing/melting of nylon filament	<ol style="list-style-type: none"> 1. Use coolant 2. Reduce RPM 3. Use smaller brush diameter

NOTE: Please contact Osborn customer support for any additional questions

ATB™ WHEEL BRUSHES

Osborn provides a complete line of ATB Wheel Brushes including narrow and wide face, small ringlocks and specialty treated configurations. The abrasive nylon filaments eliminate the need for cleaning finished parts. Excellent for use on both metallic and non-metallic surfaces.

Osborn's ATB composite hub wheel brushes are engineered to outperform the competition with the highest fill concentration on the market. Our manufacturing process produces a consistent brush face and superior balance for optimal performance. The durable composite hub is virtually indestructible.

These brushes are ideal for focused area work and are easily adaptable to standard shop equipment, highly specialized machinery, CNC machining centers and robot work cells.



ATB™ Color Coding System

All Osborn ATB brushes are color coded for easy identification of the grit size.



Special ATB™ Composite Wheel Brush Request Form

End User _____
 Distributor _____
 Contact Name _____
 Address _____
 City _____ State _____ Zip _____
 Phone _____ Fax _____
 E-Mail _____

Customer Drawing Available: Yes No

Outer Diameter	Inner Diameter	Arbor Hole	Width at Arbor Hole	Trim Length
<input type="text"/>	<input type="text"/>	<input type="text"/>	<input type="text"/>	<input type="text"/>
Fill Material	Grit	Face Width	Max RPM	Fill Style
<input type="text"/>	<input type="text"/>	<input type="text"/>	<input type="text"/>	<input type="radio"/> Straight <input type="radio"/> Crimped <input type="radio"/> Rectangular

Brush Run in sets Yes No If Yes, How many _____ Finish Grind _____

Equipment Used: Off-Hand Buffing Jack Air Tool
 Electric Tool CNC Other

Metal Components: Stainless Steel Carbon Steel Other
 Density: Light Medium Heavy

Comp. to Stock Product # _____ Variation _____

Method now being used _____

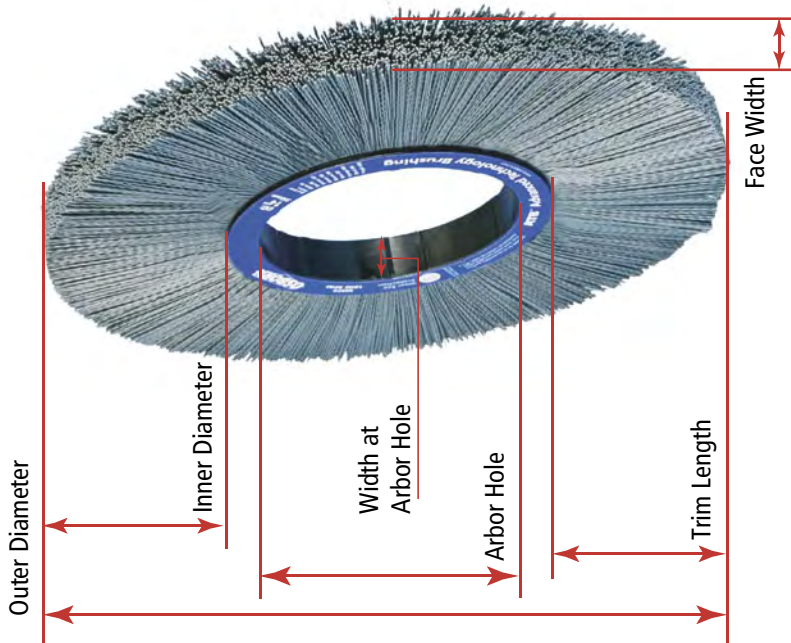
Price & Desc. if Competitor Brush _____

Stock Brushes Tested _____ Result _____

Yearly Potential _____ Order Quantity _____

Application _____

Comments: _____



Arbor Hole Style

One Keyway
 Two 180 Keyway
 Square
 Hex
 Round
 Other

OSBORN
INTERNATIONAL
A Unit of Jason Incorporated

5401 Hamilton Ave.
Cleveland OH 44114
Phone: (800) 720-3358 (216) 361-1900
Fax: (216) 361-1913
www.osborn.com
marketsupport@osborn.com

ATB COMPOSITE WHEEL BRUSH - AGGRESSIVE

These brushes feature short trim and higher filament density for increased aggression, minimum cycle time and longer brush life.

Applications: Steel Gears, Machine Parts, Stainless Steel, Hardened Alloys, Saw Cut Extrusions, Powder Metal Components



Benefits:

- Longer brush life
- Minimum cycle time
- No pre-stressing of filaments
- Less filament breakage
- Uniform distribution of filaments
- No parting line
- Balanced for optimal performance



Adapters for mounting into smaller shafts must be specified and are priced separately. Please refer to pages 92 - 94 to select the appropriate adapter.

Brush Dia.	Grit	Filament Dia.	Arbor Hole	Face Width	Trim Length	Max RPM	Filament Shape	Item No.
6	80	0.040	2	1	1-1/4	3600	Round Crimped	40621
6	80	45 x 90	2	1	1-1/4	3600	Rectangular	40627
6	120	0.028	2	1	1-1/4	3600	Round Crimped	40622
6	120	0.040	2	1	1-1/4	3600	Round Crimped	40623
6	180	0.035	2	1	1-1/4	3600	Round Crimped	40624
6	320	0.022	2	1	1-1/4	3600	Round Crimped	40625
6	500	0.018	2	1	1-1/4	3600	Round Crimped	40626
8	80	0.040	2	1	1-1/4	3600	Round Crimped	40586
8	80	45 x 90	2	1	1-1/4	3600	Rectangular	40592
8	120	0.028	2	1	1-1/4	3600	Round Crimped	40587
8	120	0.040	2	1	1-1/4	3600	Round Crimped	40588
8	180	0.035	2	1	1-1/4	3600	Round Crimped	40589
8	320	0.022	2	1	1-1/4	3600	Round Crimped	40590
8	500	0.018	2	1	1-1/4	3600	Round Crimped	40591
10	80	0.040	4-1/4	1	1-1/4	3600	Round Crimped	40529
10	80	45 x 90	4-1/4	1	1-1/4	3600	Rectangular	40534
10	120	0.028	4-1/4	1	1-1/4	3600	Round Crimped	40530
10	120	0.040	4-1/4	1	1-1/4	3600	Round Crimped	40531
10	180	0.035	4-1/4	1	1-1/4	3600	Round Crimped	40532
10	320	0.022	4-1/4	1	1-1/4	3600	Round Crimped	40533
12	80	0.040	5-1/4	1	1-1/4	1800	Round Crimped	40645
12	80	45 x 90	5-1/4	1	1-1/4	1800	Rectangular	40650
12	120	0.028	5-1/4	1	1-1/4	1800	Round Crimped	40646
12	120	0.040	5-1/4	1	1-1/4	1800	Round Crimped	40647
12	180	0.035	5-1/4	1	1-1/4	1800	Round Crimped	40648
12	320	0.022	5-1/4	1	1-1/4	1800	Round Crimped	40649
12	80	0.040	5-1/4	2	1-1/4	1800	Round Crimped	40656
12	80	45 x 90	5-1/4	2	1-1/4	1800	Rectangular	40661
12	120	0.028	5-1/4	2	1-1/4	1800	Round Crimped	40657
12	120	0.040	5-1/4	2	1-1/4	1800	Round Crimped	40658
12	180	0.035	5-1/4	2	1-1/4	1800	Round Crimped	40659
12	320	0.022	5-1/4	2	1-1/4	1800	Round Crimped	40660
14	80	0.040	5-1/4	1	1-1/4	1800	Round Crimped	40667
14	80	45 x 90	5-1/4	1	1-1/4	1800	Rectangular	40672
14	120	0.028	5-1/4	1	1-1/4	1800	Round Crimped	40668
14	120	0.040	5-1/4	1	1-1/4	1800	Round Crimped	40669
14	180	0.035	5-1/4	1	1-1/4	1800	Round Crimped	40670
14	320	0.022	5-1/4	1	1-1/4	1800	Round Crimped	40671
14	80	0.040	5-1/4	2	1-1/4	1800	Round Crimped	40682
14	80	45 x 90	5-1/4	2	1-1/4	1800	Rectangular	40687
14	120	0.028	5-1/4	2	1-1/4	1800	Round Crimped	40683
14	120	0.040	5-1/4	2	1-1/4	1800	Round Crimped	40684
14	180	0.035	5-1/4	2	1-1/4	1800	Round Crimped	40685
14	320	0.022	5-1/4	2	1-1/4	1800	Round Crimped	40686

ATB COMPOSITE WHEEL BRUSH - FLEXIBLE

These brushes with a long trim and moderate density, are ideal for applications requiring a high degree of conformability.

Brush Dia.	Grit	Filament Dia.	Arbor Hole	Face Width	Trim Length	Max RPM	Filament Shape	Item No.
6	80	0.040	2	1	1-1/4	3600	Round Crimped	40621
6	80	45 x 90	2	1	1-1/4	3600	Rectangular	40627
6	120	0.028	2	1	1-1/4	3600	Round Crimped	40622
6	120	0.040	2	1	1-1/4	3600	Round Crimped	40623
6	180	0.035	2	1	1-1/4	3600	Round Crimped	40624
6	320	0.022	2	1	1-1/4	3600	Round Crimped	40625
6	500	0.018	2	1	1-1/4	3600	Round Crimped	40626
8	80	45 x 90	1-1/4	1	2-1/4	3600	Rectangular	40598
8	80	0.040	1-1/4	1	2-1/4	3600	Round Crimped	40594
8	120	0.040	1-1/4	1	2-1/4	3600	Round Crimped	40595
8	180	0.035	1-1/4	1	2-1/4	3600	Round Crimped	40596
8	320	0.022	1-1/4	1	2-1/4	3600	Round Crimped	40597
10	80	45 x 90	2	1	2-1/16	3600	Rectangular	40544
10	80	0.040	2	1	2-1/16	3600	Round Crimped	40540
10	80	45 x 90	2	1	3	3600	Rectangular	40539
10	80	0.040	2	1	3	3600	Round Crimped	40535
10	120	0.040	2	1	2-1/16	3600	Round Crimped	40541
10	120	0.040	2	1	3	3600	Round Crimped	40536
10	180	0.035	2	1	2-1/16	3600	Round Crimped	40542
10	180	0.035	2	1	3	3600	Round Crimped	40537
10	320	0.022	2	1	2-1/16	3600	Round Crimped	40543
10	320	0.022	2	1	3	3600	Round Crimped	40538
12	80	45 x 90	4-1/4	1	3	1800	Rectangular	40655
12	80	0.040	4-1/4	1	3	1800	Round Crimped	40651
12	120	0.040	4-1/4	1	3	1800	Round Crimped	40652
12	180	0.035	4-1/4	1	3	1800	Round Crimped	40653
12	320	0.022	4-1/4	1	3	1800	Round Crimped	40654
12	80	45 x 90	4-1/4	2	3	1800	Rectangular	40666
12	80	0.040	4-1/4	2	3	1800	Round Crimped	40662
12	120	0.040	4-1/4	2	3	1800	Round Crimped	40663
12	180	0.035	4-1/4	2	3	1800	Round Crimped	40664
12	320	0.022	4-1/4	2	3	1800	Round Crimped	40665
14	80	45 x 90	5-1/4	1	3-5/8	1800	Rectangular	40187
14	80	0.040	5-1/4	1	3-5/8	1800	Round Crimped	40195
14	120	45 x 90	5-1/4	1	3-5/8	1800	Rectangular	40188
14	120	0.040	5-1/4	1	3-5/8	1800	Round Crimped	40192
14	180	45 x 90	5-1/4	1	3-5/8	1800	Rectangular	40191
14	180	0.035	5-1/4	1	3-5/8	1800	Round Crimped	40197
14	320	45 x 90	5-1/4	1	3-5/8	1800	Rectangular	40190
14	320	0.022	5-1/4	1	3-5/8	1800	Round Crimped	40194
14	80	45 x 90	5-1/4	2-1/2	3-5/8	1800	Rectangular	40170
14	80	0.040	5-1/4	2-1/2	3-5/8	1800	Round Crimped	40165
14	120	45 x 90	5-1/4	2-1/2	3-5/8	1800	Rectangular	40171
14	120	0.040	5-1/4	2-1/2	3-5/8	1800	Round Crimped	40162
14	180	45 x 90	5-1/4	2-1/2	3-5/8	1800	Rectangular	40172
14	180	0.035	5-1/4	2-1/2	3-5/8	1800	Round Crimped	40163
14	320	45 x 90	5-1/4	2-1/2	3-5/8	1800	Rectangular	40173
14	320	0.022	5-1/4	2-1/2	3-5/8	1800	Round Crimped	40164

Applications: Turbine Blades, Indexable Cutting Tool Inserts, Cam Shafts, Gears, Machined Parts, Edge Radiusing



Benefits:

- *Longer brush life*
- *Minimum cycle time*
- *No pre-stressing of filaments*
- *Less filament breakage*
- *Uniform distribution of filaments*
- *No parting line*
- *Balanced for optimal performance*



Adapters for mounting into smaller shafts must be specified and are priced separately. Please refer to pages 92 - 94 to select the appropriate adapter.

ATB COMPOSITE WHEEL BRUSH - FLEXIBLE SINJET™ CARBIDE HONING MACHINES

Osborn's new composite wheel is lighter, more dense and more durable than competitors' offerings. They are designed for demanding applications where balance is critical. The composite is impact resistant to prevent cracking. These wheels can be ganged to produce any face width. A full range of fill materials, diameters and face widths are available.

Sinjet™



Note: Not recommended for Sinjet IPX-12 machine. Call Osborn for recommendations.

Adapters for mounting into smaller shafts must be specified and are priced separately. Please refer to pages 92 - 94 to select the appropriate adapter.



Brush Dia.	Grit	Fill Material	Arbor Hole	Face Width	Trim Length	Filament Shape	Max RPM	Item No.
11	80	Silicon Carbide	4-1/4	1	2-1/2	Crimped	2000	40410
11	80	Silicon Carbide	4-1/4	1	2-1/2	Rectangular	2000	40420
11	80	Silicon Carbide	4-1/4	2	2-1/2	Crimped	2000	40390
11	80	Silicon Carbide	4-1/4	2	2-1/2	Rectangular	2000	40400
11	120	Silicon Carbide	4-1/4	1	2-1/2	Crimped	2000	40411
11	120	Silicon Carbide	4-1/4	1	2-1/2	Rectangular	2000	40421
11	120	Silicon Carbide	4-1/4	2	2-1/2	Crimped	2000	40391
11	120	Silicon Carbide	4-1/4	2	2-1/2	Rectangular	2000	40401
11	180	Silicon Carbide	4-1/4	1	2-1/2	Crimped	2000	40412
11	180	Silicon Carbide	4-1/4	1	2-1/2	Rectangular	2000	40422
11	180	Silicon Carbide	4-1/4	2	2-1/2	Crimped	2000	40392
11	180	Silicon Carbide	4-1/4	2	2-1/2	Rectangular	2000	40402
11	320	Silicon Carbide	4-1/4	1	2-1/2	Crimped	2000	40413
11	320	Silicon Carbide	4-1/4	1	2-1/2	Rectangular	2000	40423
11	320	Silicon Carbide	4-1/4	2	2-1/2	Crimped	2000	40393
11	320	Silicon Carbide	4-1/4	2	2-1/2	Rectangular	2000	40403

ATB™ ABRASIVE NYLON BRUSHES

ATB WIDE FACE WHEEL BRUSH

These brush tools have a wide-face construction which is highly effective on both metallic and non-metallic materials. Since the cutting action does not require the use of a compound, the need to clean finished parts is eliminated. The brushes may be used singly or mounted in multiple for a wider face. Certain styles are available with rectangular filaments.

Applications: Deburring, Edge Breaking, Finishing

Brush Dia.	Grit	Fill Material	Arbor Hole	Face Width	Trim Length	Max RPM	Item No.
3	80	Silicon Carbide	5/8	1/2	5/8	20000	22248
3	80	Silicon Carbide	5/8	7/8	5/8	20000	22252
3	120	Silicon Carbide	5/8	1/2	5/8	20000	22249
3	120	Silicon Carbide	5/8	7/8	5/8	20000	22253
3	180	Silicon Carbide	5/8	1/2	5/8	20000	22250
3	180	Silicon Carbide	5/8	7/8	5/8	20000	22254
3	320	Silicon Carbide	5/8	1/2	5/8	20000	22251
3	320	Silicon Carbide	5/8	7/8	5/8	20000	22255
4	80	Silicon Carbide	5/8	1/2	1-1/8	18000	22240
4	80	Silicon Carbide	5/8	5/8	3/4	12000	22256
4	80	Silicon Carbide	5/8	7/8	1-1/8	18000	22244
4	120	Silicon Carbide	5/8	5/8	3/4	12000	22257
4	180	Silicon Carbide	5/8	5/8	3/4	12000	22258
4	320	Silicon Carbide	5/8	5/8	3/4	12000	22259
6	80	Aluminum Oxide (R)	2	7/8	1-1/16	6000	22280
6	80	Silicon Carbide	2	7/8	1-1/16	6000	22285
6	80	Silicon Carbide (R)	2	7/8	1-1/16	6000	22292
6	120	Aluminum Oxide (R)	2	7/8	1-1/16	6000	22281
6	120	Silicon Carbide	2	7/8	1-1/16	6000	22286
6	120	Silicon Carbide (R)	2	7/8	1-1/16	6000	22293
6	180	Aluminum Oxide (R)	2	7/8	1-1/16	6000	22282
6	180	Silicon Carbide	2	7/8	1-1/16	6000	22284
6	180	Silicon Carbide	2	7/8	1-1/16	6000	22287
6	320	Aluminum Oxide (R)	2	7/8	1-1/16	6000	22283
6	320	Silicon Carbide	2	7/8	1-1/16	6000	22288
6	320	Silicon Carbide (R)	2	7/8	1-1/16	6000	22294
6	500	Silicon Carbide	2	7/8	1-1/16	6000	22289
8	80	Silicon Carbide	2	7/8	1-1/2	4500	22296
8	120	Silicon Carbide	2	7/8	1-1/2	4500	22297
8	180	Silicon Carbide	2	7/8	1-1/2	4500	22298
8	320	Silicon Carbide	2	7/8	1-1/2	4500	22299
8	500	Silicon Carbide	2	7/8	1-1/2	4500	22300
10	80	Silicon Carbide	2	1	2-1/16	3600	22312
10	120	Silicon Carbide	2	1	2-1/16	3600	22313
10	180	Silicon Carbide	2	1	2-1/16	3600	22314
10	320	Silicon Carbide	2	1	2-1/16	3600	22315
12	80	Silicon Carbide	2	1	2-1/8	3000	22325
12	120	Silicon Carbide	2	1	2-1/8	3000	22326
12	180	Silicon Carbide	2	1	2-1/8	3000	22327
12	320	Silicon Carbide	2	1	2-1/8	3000	22328
14	80	Silicon Carbide	2	1	2-1/8	2400	22333
14	120	Silicon Carbide	2	1	2-1/8	2400	22334
14	180	Silicon Carbide	2	1	2-1/8	2400	22335
14	320	Silicon Carbide	2	1	2-1/8	2400	22336

(R) Rectangular Filament



For special brushes with metal hubs, please use the form on Page 21.



Adapters for mounting into smaller shafts must be specified and are priced separately. Please refer to pages 92 - 94 to select the appropriate adapter.

ATB NARROW FACE WHEEL BRUSH

Features the same abrasive cutting power as our wide style but with a narrower face and longer trim. Rectangular filaments are available in many sizes.

Applications: Confined Areas and Irregular Shapes, Excellent for Carbide Insert Edge Honing, Piston Ring Grooves, Inside Steel Tanks, Wood Finishing



For special brushes with metal hubs, please use the form on Page 21.

Adapters for mounting into smaller shafts must be specified and are priced separately. Please refer to pages 92 - 94 to select the appropriate adapter.



Brush Dia.	Grit	Fill Material	Arbor Hole	Face Width	Trim Length	Filament Shape	Max RPM	Item No.
6	80	Silicon Carbide	2	1/2	1-5/8	Round Straight	5500	20665
6	120	Silicon Carbide	2	1/2	1-5/8	Round Straight	5500	20666
6	180	Silicon Carbide	2	1/2	1-5/8	Round Straight	5500	20667
6	320	Silicon Carbide	2	1/2	1-5/8	Round Straight	5500	20668
6	500	Silicon Carbide	2	1/2	1-5/8	Round Straight	5500	20669
8	80	Silicon Carbide	2	1/2	2-5/8	Round Straight	5500	20652
8	120	Silicon Carbide	2	1/2	2-5/8	Round Straight	5500	20660
8	180	Silicon Carbide	2	1/2	2-5/8	Round Straight	5500	20654
8	320	Silicon Carbide	2	1/2	2-5/8	Round Straight	5500	20646
8	500	Silicon Carbide	2	1/2	2-5/8	Round Straight	5500	20661
11	80	Silicon Carbide	4-1/4	5/8	3	Rectangular	3600	20623
11	120	Silicon Carbide	4-1/4	5/8	3	Rectangular	3600	20622
11	180	Silicon Carbide	4-1/4	5/8	3	Rectangular	3600	20875
11	320	Silicon Carbide	4-1/4	5/8	3	Rectangular	3600	20621
12	80	Silicon Carbide	4-1/4	5/8	3-1/2	Round Crimped	3000	20735
12	120	Silicon Carbide	4-1/4	5/8	3-1/2	Round Crimped	3000	20971
12	180	Silicon Carbide	4-1/4	5/8	3-1/2	Round Crimped	3000	20973
12	320	Silicon Carbide	4-1/4	5/8	3-1/2	Round Crimped	3000	20736
14	60	Silicon Carbide	5-1/4	5/8	3-7/8	Round Crimped	3000	20891
14	80	Silicon Carbide	5-1/4	5/8	3-7/8	Rectangular	3600	20877
14	80	Silicon Carbide	5-1/4	5/8	3-7/8	Round Crimped	3000	20888
14	120	Silicon Carbide	5-1/4	5/8	3-7/8	Rectangular	3600	20876
14	120	Silicon Carbide	5-1/4	5/8	3-7/8	Round Crimped	3000	20887
14	180	Silicon Carbide	5-1/4	5/8	3-7/8	Rectangular	3600	20624
14	180	Silicon Carbide	5-1/4	5/8	3-7/8	Round Crimped	3000	20886
14	240	Silicon Carbide	5-1/4	5/8	3-7/8	Round Crimped	3000	20885
14	320	Silicon Carbide	5-1/4	5/8	3-7/8	Rectangular	3600	20878
14	320	Silicon Carbide	5-1/4	5/8	3-7/8	Round Crimped	3000	20884
22	180	Silicon Carbide	7-1/4	5/8	6-5/8	Rectangular	600	20097

ATB SMALL DIAMETER WHEEL BRUSH

For cleaning and polishing both ID and OD surfaces. These brushes can be used with portable tools and drill presses. *Applications: Cleaning and Polishing ID and OD Surfaces*



For special brushes with metal hubs, please use the form on Page 21.

Brush Dia.	Grit	Fill Material	Arbor Hole	Face Width	Trim Length	Max RPM	Item No.
1-1/2	120	Silicon Carbide	1/2	1/4	1/4	20000	11146
1-1/2	180	Silicon Carbide	1/2	1/4	1/4	20000	11147
1-1/2	320	Silicon Carbide	1/2	1/4	1/4	20000	11148
2	120	Silicon Carbide	5/8	3/8	7/16	15000	11149
2	180	Silicon Carbide	5/8	3/8	7/16	15000	11150
2	320	Silicon Carbide	5/8	3/8	7/16	15000	11151
2-1/2	120	Silicon Carbide	5/8	3/8	11/16	15000	11153
2-1/2	180	Silicon Carbide	5/8	3/8	11/16	15000	11154
2-1/2	320	Silicon Carbide	5/8	3/8	11/16	15000	11155

PRINTED CIRCUIT BRUSHES

Osborn Printed Circuit brushes feature a continuous helically wound brush roll of ATB abrasive nylon which provides long life with non-loading characteristics. These brushes perform from start-up to replacement with less streakage without dressing, and fit most machines.

Applications: Scrubbing, Brightening, Copper Surface Cleaning, Deburring Holes, Roughening Phenolic

Brush Dia.	Arbor Hole	Grit	Overall Length	Fill Material	Item No.
3-7/8	1	320	24	Silicon Carbide	39513
3-7/8	1	500	24	Silicon Carbide	39514
5-7/8	2	120	23-1/2	Silicon Carbide	39551



PRINTED CIRCUIT BRUSH ADAPTERS

Arbor Hole	Item No.
1	75153
2	75155



ATB CENTERLESS BRUSHES

Designed for use on centerless grinding machines. Changeover from grinding wheel to brush is usually no different than a change from one grinding wheel to another.

This table shows sizes which are the most commonly used styles. Other sizes and fill varieties are available. Contact your Osborn representative for pricing and availability of these and others not listed.

Outer Dia.	Inner Dia.	Face Width	Fill Material	Grit	Item No.
20	12	6	Silicon Carbide	80	13803
20	12	6	Silicon Carbide	120	13835
20	12	6	Silicon Carbide	180	13843
20	12	6	Silicon Carbide	320	13839
20	12	6	Silicon Carbide	500	13809



Contact your Osborn representative for pricing and availability of Centerless Brushes

CENTER PLATES

Used with Airway Flanges.



Used in pairs.

Diameter	Arbor Hole	Item No.
3-1/4	1/2	75331
3-1/4	5/8	75332
3-1/4	3/4	75333
3-1/4	1	75334
3-1/4	1-1/4	75335
3-1/4	2	75336
4-1/4	3/4	75339
4-1/4	7/8	75340
4-1/4	1	75341
4-1/4	1-1/4	75342
4-1/4	1-1/2	75343
4-1/4	2	75344
5-1/4	1-1/4	75347
5-1/4	1-1/2	75348*
5-1/4	2	75350**
7-1/4	1-1/4	75353
7-1/4	1-1/2	75354
7-1/4	1-3/4	75355
7-1/4	2	75356

* Double Keyway 3/8" x 3/16"

** Double Keyway 1/2" x 1/4"

AIRWAY FLANGES

Used with Center Plates.



Used in pairs.

Diameter	Arbor Hole	Item No.
4-1/2	1/2	46140
4-1/2	5/8	46143
4-1/2	3/4	46141
4-1/2	1	46146
4-1/2	1-1/4	46142
4-1/2	2	46147
6	3/4	46159
6	7/8	46158
6	1	46161
6	1-1/4	46160
6	1-1/2	46163
6	2	46164
8	1-1/4	46126
8	1-1/2	46128
8	1-3/4	46127
8	2	46130

SIDE PLATES FOR USE WITH WHEEL STYLE BRUSHES

Diameter	Arbor Hole	Item No.
3-1/2	5/8	75086
3-1/2	1-1/4	75087
4	5/8	75088
4	1-1/4	75089
5-1/2	5/8	75090
5-1/2	1-1/4	75091
5-1/2	1-1/2	75092
9-5/8	1-1/4	75093
9-5/8	2	75094



Used in pairs.

BRUSH DRIVE ARBORS

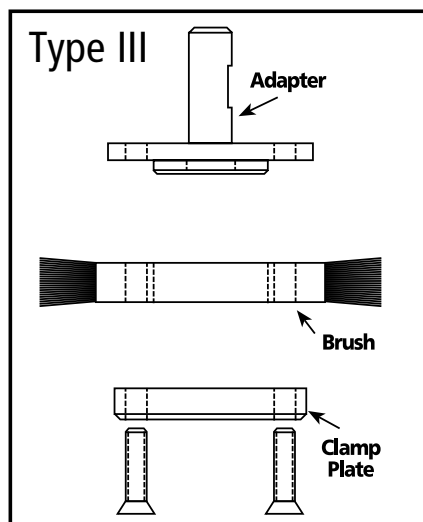
Diameter	Overall Length	Shank Dia.	Item No.	Clamshell
1/4	1-1/2	3/16	75007	75386
3/8	1-3/4	1/4	75008	75387
1/2	1-3/4	1/4	75009	75388
5/8	1-3/4	1/4	75010	75389

For brushes up to 3" in diameter only.
Designed for use with a single brush only.
Not for use with grinding wheels, abrasive discs, buffs, buffing pads, or other non-brush perishable tools.

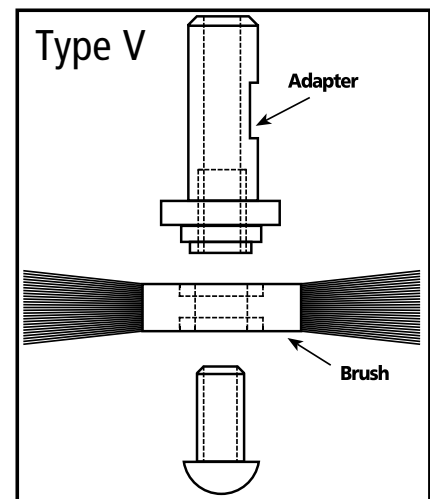


CNC ADAPTERS FOR ATB BRUSHES

Brush Dia.	Arbor Hole	Shank Dia.	Description	Adapter Item No.
3	5/8	3/4	Type V	75117
4	5/8	3/4	Type V	75118
6	2	3/4	Type III	75077
8	2	3/4	Type III	75077
9	2	3/4	Type III	75077
10	2	1-1/4	Type III	75080
12	2	1-1/4	Type III	75080
14	2	1-1/4	Type III	75080



Type III brushes include adapter and clamp plate



METAL ADAPTERS FOR BRUSHES WITH 2" ARBOR HOLE

For use with Osborn wheel brushes. Slip fit adapter.



Used in pairs.

Adapter Fits AH	Arbor Hole	Item No.	Clamshell
2	1/4	75019	75370
2	3/8	75020	75371
2	1/2	75021	75372
2	5/8	75022	75373
2	3/4	75023	75374
2	7/8	75024	75375
2	1	75025	75376
2	1-1/8	75026	75377
2	1-1/4	75027	75378
2	1-1/2	75028	75379

METAL ADAPTERS FOR BRUSHES WITH 1-1/4" ARBOR HOLE

For use with Osborn wheel brushes. Slip fit adapter.



Used in pairs.

Adapter Fits AH	Arbor Hole	Item No.
1-1/4	1/4	75046
1-1/4	3/8	75047
1-1/4	1/2	75048
1-1/4	5/8	75049
1-1/4	3/4	75050
1-1/4	7/8	75051
1-1/4	1	75052

CENTERING BUSHINGS FOR SMALL ID BRUSHES




Use only one.

Adapter Fits AH	Bushing AH	Item No.
3/8	1/4	75058
1/2	1/4	75059
1/2	3/8	75060
5/8	1/4	75063
5/8	3/8	75062
5/8	1/2	75061
1	1/2	75141
1-1/4	1/2	75135
1-1/4	5/8	75136
1-1/4	3/4	75137
1-1/4	7/8	75138
1-1/4	1	75139

ATB™ COMPOSITE DISC BRUSHES

These brushes are perfect for many applications in a variety of industries including automotive, woodworking, cutting tool, aircraft/aerospace, and general industrial use. And our adapters allow them to work easily with existing equipment. Osborn maintains our most popular configurations as standard stock items. A wide variety of specials can be made to order.



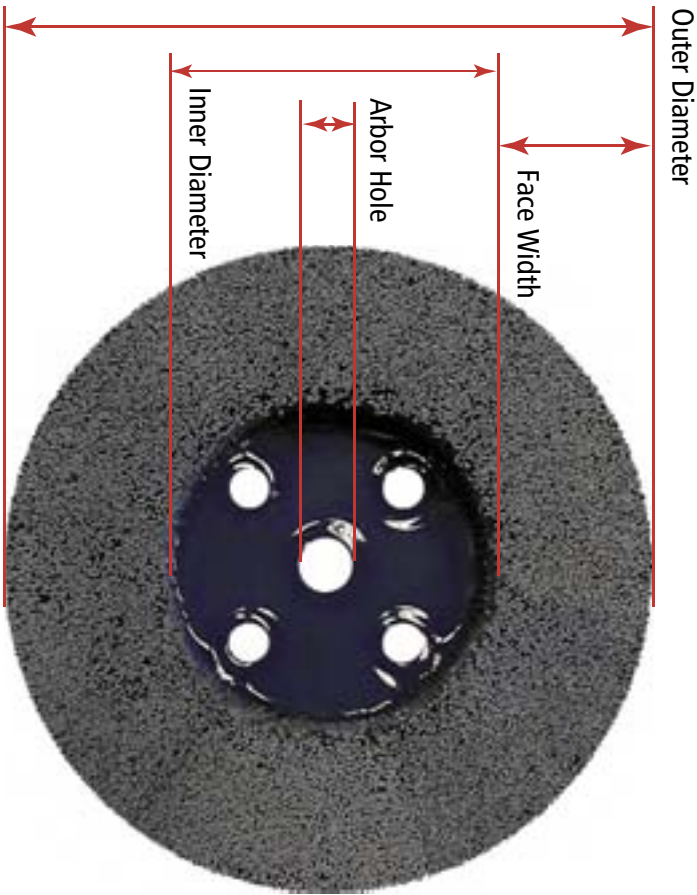
ATB™ ABRASIVE NYLON BRUSHES

All Osborn ATB brushes are color coded for easy identification of the grit size.

ATB™ Color Coding System



Special ATB™ Composite Disc / Fineblanking Brush Request Form



Drive Hole Pattern _____

OSBORN
INTERNATIONAL
A Unit of Jason Incorporated

5401 Hamilton Ave.
Cleveland OH 44114
Phone: (800) 720-3358 (216) 361-1900
Fax: (216) 361-1913
www.osborn.com
marketsupport@osborn.com

End User _____
 Distributor _____
 Contact Name _____
 Address _____
 City _____ State _____ Zip _____
 Phone _____ Fax _____
 E-Mail _____
 Customer Drawing Available: Yes No

Outer Diameter	Inner Diameter	Arbor Hole	Trim Length	Face Width
<input type="text"/>	<input type="text"/>	<input type="text"/>	<input type="text"/>	<input type="text"/>
Fill Material	Grit	Brush Style	Max RPM	Fill Style
<input type="text"/>	<input type="text"/>	<input type="radio"/> Max Density <input type="radio"/> High Density <input type="radio"/> Turbo <input type="radio"/> Staple Set	<input type="text"/>	<input type="radio"/> Straight <input type="radio"/> Crimped <input type="radio"/> Rectangular

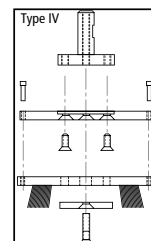

Brush Run in sets: Yes No If Yes, How many _____ Finish Grind _____
 Equipment Used: Off-Hand Buffing Jack Air Tool
 Electric Tool CNC Other
 Metal Components: Stainless Steel Carbon Steel Other
 Density: Light Medium Heavy
 Comp. to Stock Product # _____ Variation _____
 Method now being used _____
 Price & Desc. if Competitor Brush _____
 Stock Brushes Tested _____ Result _____
 Yearly Potential _____ Order Quantity _____
 Application _____
 Comments: _____

ATB COMPOSITE DISC BRUSH - MAX DENSITY

With a wide array of styles and densities to choose from, Osborn composites are suitable for almost any abrasive brush need. Our adapters allow them to work easily with existing equipment.

Applications: Automotive, Woodworking, Cutting Tool, Aircraft/Aerospace, General Industrial Use

Brush Dia.	Grit	Fill Dia.	Fill Material	Trim Length	Max RPM	Item No.
3	80	.045 x .090	Silicon Carbide	1-1/2	4500	40210
3	80	0.050	Silicon Carbide	1-1/2	4500	40211
3	120	0.040	Silicon Carbide	1-1/2	4500	40212
3	320	0.022	Silicon Carbide	1-1/2	4500	40213
4	80	.045 x .090	Silicon Carbide	1-1/2	3500	40214
4	80	0.050	Silicon Carbide	1-1/2	3500	40215
4	120	0.040	Silicon Carbide	1-1/2	3500	40216
4	320	0.022	Silicon Carbide	1-1/2	3500	40217
5	80	.045 x .090	Silicon Carbide	1-1/2	3000	40218
5	80	0.050	Silicon Carbide	1-1/2	3000	40219
5	120	0.040	Silicon Carbide	1-1/2	3000	40220
5	320	0.022	Silicon Carbide	1-1/2	3000	40221
6	80	.045 x .090	Silicon Carbide	1-1/2	2500	40222
6	80	0.050	Silicon Carbide	1-1/2	2500	40223
6	120	0.040	Silicon Carbide	1-1/2	2500	40224
6	320	0.022	Silicon Carbide	1-1/2	2500	40225
7	80	.045 x .090	Silicon Carbide	1-1/2	2000	40226
7	80	0.050	Silicon Carbide	1-1/2	2000	40227
7	120	0.040	Silicon Carbide	1-1/2	2000	40228
7	320	0.022	Silicon Carbide	1-1/2	2000	40229
8	80	.045 x .090	Silicon Carbide	1-1/2	1800	40230
8	80	0.050	Silicon Carbide	1-1/2	1800	40231
8	120	0.040	Silicon Carbide	1-1/2	1800	40232
8	320	0.022	Silicon Carbide	1-1/2	1800	40233
9	80	.045 x .090	Silicon Carbide	1-1/2	1500	40234
9	80	0.050	Silicon Carbide	1-1/2	1500	40235
9	120	0.040	Silicon Carbide	1-1/2	1500	40236
9	320	0.022	Silicon Carbide	1-1/2	1500	40237



Adapters for mounting into smaller shafts must be specified and are priced separately. Please refer to page 98 to select the appropriate adapter.

ATB BRIDLES

For Brush Dia.	Number of Notches	Bridle Dia.	Item No.
3	3	2	75977
4	4	3	75978
5	5	4	75979
6	6	5	75980
7	7	6	75981
8	8	7	75982
9	9	8	75983
10	10	9	75984
11	11	10	75985
12	12	12	75986
13	13	12	75987
14	14	12	75988

These bridles work with Osborn ATB composite disc brushes to significantly reduce flare. They improve the aggressiveness to meet heavy-duty applications. Not for use on Turbo ATB Discs.



ATB COMPOSITE DISC BRUSH - TURBO

With a wide array of styles and densities to choose from, Osborn composites are suitable for almost any abrasive brush need. Our adapters allow them to work easily with existing equipment.

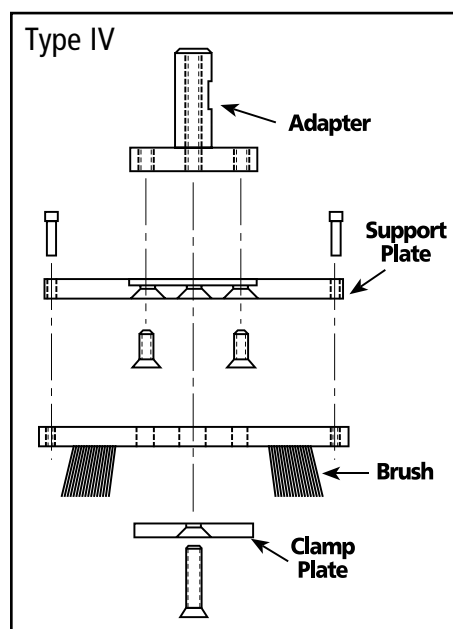
Applications: Automotive, Woodworking, Cutting Tool, Aircraft/Aerospace, General Industrial Use



Brush Dia.	Grit	Fill Dia.	Fill Material	Filament Shape	Trim Length	Max RPM	Item No.
3	80	.045 x .090	Silicon Carbide	Rectangular	1-1/2	4500	40302
3	80	0.05	Silicon Carbide	Round Crimped	1-1/2	4500	40300
3	120	0.04	Silicon Carbide	Round Crimped	1-1/2	4500	40301
4	80	.045 x .090	Silicon Carbide	Rectangular	1-1/2	3500	40305
4	80	0.05	Silicon Carbide	Round Crimped	1-1/2	3500	40303
4	120	0.04	Silicon Carbide	Round Crimped	1-1/2	3500	40304
6	80	.045 x .090	Silicon Carbide	Rectangular	1-1/2	2500	40308
6	80	0.05	Silicon Carbide	Round Crimped	1-1/2	2500	40306
6	120	0.04	Silicon Carbide	Round Crimped	1-1/2	2500	40307
8	80	.045 x .090	Silicon Carbide	Rectangular	1-1/2	1800	40311
8	80	0.05	Silicon Carbide	Round Crimped	1-1/2	1800	40309
8	120	0.04	Silicon Carbide	Round Crimped	1-1/2	1800	40310
10	80	.045 x .090	Silicon Carbide	Rectangular	1-1/2	1500	40314
10	80	0.05	Silicon Carbide	Round Crimped	1-1/2	1500	40312
10	120	0.04	Silicon Carbide	Round Crimped	1-1/2	1500	40313
12	80	.045 x .090	Silicon Carbide	Rectangular	1-1/2	1340	40317
12	80	0.05	Silicon Carbide	Round Crimped	1-1/2	1340	40315
12	120	0.04	Silicon Carbide	Round Crimped	1-1/2	1340	40316

CNC ADAPTERS FOR ATB COMPOSITE DISC BRUSHES

ATB Composite Disc brushes use a combination of a Support Plate, a Clamp Plate and a CNC adapter. The following table will assist you in determining the appropriate adapter to order along with the composite disc brush based on the diameter of the brush. Please note that the adapters can be reused.



For Brush Dia.	Shank Dia.	Clamp Plate Inner Dia.	Support Plate Item No.	Clamp Plate Item No.	CNC Adapter Item No.
3	3/4	-	75211	75278*	75296
4	3/4	-	75212	75279*	75296
5	3/4	-	75213	75280*	75296
6	3/4	-	75214	75281	75296
7	3/4	-	75215	75281	75296
8	3/4	-	75216	75281	75296
9	1	-	75217	75281	75297
10	1	-	75218	75281	75297
12	1-1/4	5	75263	75302	75298
12	1-1/4	1-1/2	75264**	75303	75298
14	1-1/4	5	75262	75302	75298

* Clamp Plate Optional

** Support Plate without Bolt Holes

Note: Please order a combination of Support Plate, Clamp Plate and CNC Adapter.

ATB FINEBLANKING BRUSHES

ATB Fineblanking brushes are specially designed for today's stationary finishing machines.

Applications: Machine Surfaces, Stamping, Deburring Fineblanked Steel Parts, Radius Fineblanked Steel Parts, Cut Ends of Aluminium Extrusions and Powdered Metal Components

Brush Dia.	Grit	Filament Diameter	Filament Shape	Trim Length (mm)	Arbor Hole (mm)	Block	Max RPM	Item No.
6	320	0.022	Crimped	25	25	1	3000	40326
6	320	0.022	Crimped	36	25	1	3000	40331
6	180	0.035	Crimped	25	25	1	3000	40325
6	180	0.035	Crimped	36	25	1	3000	40330
6	120	0.040	Crimped	25	25	1	3000	40324
6	120	0.040	Crimped	36	25	1	3000	40329
6	60	0.050	Crimped	28	25	1	3000	40322
6	60	0.050	Crimped	36	25	1	3000	40327
6	80	0.050	Crimped	28	25	1	3000	40323
6	80	0.050	Crimped	36	25	1	3000	40328



ATB Fineblanking brushes offer a variety of benefits for your application:

- Higher filament density than standard staple set product
- Fits all European stationary finishing machines including Niederberger, Volbhag and Peter Wolters
- Longer brush life
- Faster cycle times
- Wide range of filament grit sizes and fill densities available



ATB™ CUP/END BRUSHES

Heavily filled with round nylon filaments. Filaments are impregnated with Silicon Carbide or Aluminum Oxide grit. Ideal for surface finishing and deburring.



All Osborn ATB brushes are color coded for easy identification of the grit size.

ATB™ Color Coding System



ATB™ ABRASIVE NYLON BRUSHES

Special ATB™ Cup Brush Request Form

End User _____
 Distributor _____
 Contact Name _____
 Address _____
 City _____ State _____ Zip _____
 Phone _____ Fax _____
 E-Mail _____
 Customer Drawing Available: Yes No



Outer Diameter	Arbor Hole	Trim Length	Row Count/Alignment	Notes
Arbor Type <input type="radio"/> 1/4 Shank <input type="radio"/> Threaded Nut <input type="radio"/> Plain Hole	Fill Material	Grit	Max RPM	Fill Style <input type="radio"/> Straight <input type="radio"/> Crimped <input type="radio"/> Rectangular

Equipment Used: Off-Hand Buffing Jack Air Tool
 Electric Tool CNC Other

Metal Components: Stainless Steel Carbon Steel Other

Density: Light Medium Heavy

Comp. to Stock Product # _____ Variation _____

Method now being used _____

Price & Desc. if Competitor Brush _____

Stock Brushes Tested _____ Result _____

Yearly Potential _____ Order Quantity _____

Application _____

Comments: _____

OSBORN
INTERNATIONAL
A Unit of Jason Incorporated

5401 Hamilton Ave.
Cleveland OH 44114
Phone: (800) 720-3358 (216) 361-1900
Fax: (216) 361-1913
www.osborn.com
marketsupport@osborn.com

ATB CUP BRUSH - ROUND TRIM

Applications: Engine Blocks, Cylinder Heads, Exhaust Manifolds, Transmission Housings, Water Pumps and Intake Manifolds, Bulk Heads, Wing Spars, Engine Housings and Components, Hydraulic Valve Bodies, Machine Components, Housings, Gears and Castings



Brush Dia.	Grit	Thread	Fill Material	Trim Length	Max RPM	Item No.
4	80	5/8-11NC	Silicon Carbide	1-1/2	6000	32137
4	120	5/8-11NC	Silicon Carbide	1-1/2	6000	32125
4	320	5/8-11NC	Silicon Carbide	1-1/2	6000	32127
6	80	5/8-11NC	Silicon Carbide	1-1/2	6000	32138
6	120	5/8-11NC	Silicon Carbide	1-1/2	6000	32131
6	320	5/8-11NC	Silicon Carbide	1-1/2	6000	32133

ATB CUP BRUSH - FLAT TRIM



Brush Dia.	Grit	Thread	Fill Material	Trim Length	Max RPM	Item No.
4	80	5/8-11NC	Silicon Carbide	1-1/2	6000	32148*
4	120	5/8-11NC	Aluminum Oxide	1-1/2	6000	32149*
6	80	5/8-11NC	Silicon Carbide	2	6000	32132

* Bridled

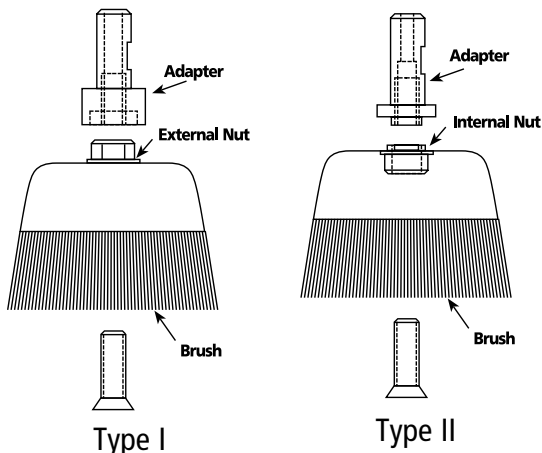
ATB ROUND TRIM CUP BRUSH - REDUCED FLARE



Brush Dia.	Grit	Shank Dia.	Fill Material	Trim Length	Max RPM	Item No.
2-1/2	80	1/4	Silicon Carbide	1	5000	32146

Note: As a safety precaution, shank must be fully inserted into the chuck or collet and tightened securely.

CNC ADAPTER FOR ATB CUP BRUSHES




Description		Item No.
TYPE II 5/8-11 ADAPTER	HEAVY DUTY	75074
TYPE II 5/8-11 ADAPTER		75075
TYPE II M14 OR 1/2-13 ADAPTER		75076
TYPE I 5/8-11 ADAPTER		75078
TYPE I 5/8-11 ADAPTER	HEAVY DUTY	75079
TYPE II M10 OR 3/8-11 ADAPTER		75084
TYPE I M14 OR 1/2-13 ADAPTER	HEAVY DUTY	75085
TYPE I M10 OR 3/8-24 ADAPTER	HEAVY DUTY	75096
TYPE I M14 OR 1/2-13 ADAPTER		75097
TYPE I M10 OR 3/8-24 ADAPTER		75098

Special ATB™ End Brush Request Form

End User _____
 Distributor _____
 Contact Name _____
 Address _____
 City _____ State _____ Zip _____
 Phone _____ Fax _____
 E-Mail _____

Customer Drawing Available: Yes No

Outer Diameter	Shank Diameter	Overall Length	Trim Length	Notes
<input type="text"/>	<input type="text"/>	<input type="text"/>	<input type="text"/>	<input type="text"/>
Fill Material	Grit	Max RPM	Fill Style	
<input type="text"/>	<input type="text"/>	<input type="text"/>	<input type="radio"/> Straight <input type="radio"/> Crimped <input type="radio"/> Rectangular	



Equipment Used: Off-Hand Buffing Jack Air Tool
 Electric Tool CNC Other

Metal Components: Stainless Steel Carbon Steel Other
 Density: Light Medium Heavy

Comp. to Stock Product # _____ Variation _____
 Method now being used _____

Price & Desc. if Competitor Brush _____

Stock Brushes Tested _____ Result _____

Yearly Potential _____ Order Quantity _____

Application _____

Comments: _____



INTERNATIONAL
A Unit of Jason Incorporated

5401 Hamilton Ave.
 Cleveland OH 44114
 Phone: (800) 720-3358 (216) 361-1900
 Fax: (216) 361-1913
 www.osborn.com
 marketsupport@osborn.com

ATB™ END BRUSHES

ATB end brushes are frequently used for power transmission gear deburring, to fit into tight areas too small for wheels and discs. They are recommended for operations where balance is critical, as in CNC and robotic use. Automated in-process deburring is easy with ATB end brushes; simply use the same paths as the cutting tools, adjusted for proper penetration.

ATB END BRUSH

Ideal for cleaning and finishing inside diameters, spot facing and recessed areas. Recommended for operations where balance is critical, as in CNC and robotic use. They can also used on portable air and electric tools. The same style is also available from stock in steel, stainless steel and other metallic and non-metallic fills.



Brush Dia.	Grit	Brush Area Length	Overall Length	Fill Material	Trim Length	Shank Dia.	Max RPM	Item No.
1/2	120	1	2-3/4	Silicon Carbide	1	1/4	19000	30285
1/2	320	1	2-3/4	Silicon Carbide	1	1/4	19000	30287
1	120	1	2-3/4	Silicon Carbide	1	1/4	19000	30293
1	320	1	2-3/4	Silicon Carbide	1	1/4	19000	30295

U.S. Patent # 5464275, 5755003

Note: As a safety precaution, shank must be fully inserted into the chuck or collet and tightened securely.

ATB END BRUSH WITH BRIDLE

Removable plastic bridle keeps filaments from flaring.

Applications: Cleaning & Finishing I.D., Spot Facing, Brushing Recessed Areas



Brush Dia.	Grit	Brush Area Length	Overall Length	Fill Material	Trim Length	Shank Dia.	Max RPM	Item No.
1/2	80	1	2-3/4	Silicon Carbide	1	1/4	9000	30296
1/2	120	1	2-3/4	Silicon Carbide	1	1/4	9000	30299
3/4	80	1	2-3/4	Silicon Carbide	1	1/4	9000	30297
3/4	120	1	2-3/4	Silicon Carbide	1	1/4	9000	30300
1	80	1	2-3/4	Silicon Carbide	1	1/4	9000	30298
1	120	1	2-3/4	Silicon Carbide	1	1/4	9000	30301

U.S. Patent # 5464275, 5755003

Note: As a safety precaution, shank must be fully inserted into the chuck or collet and tightened securely.

ATB™ ABRASIVE NYLON BRUSHES

ATB™ INTERNAL BRUSHES

Ideal in both wet and dry applications, great for automated and manual operations. ATB internal brushes are available in several filament styles allowing you to choose the right brush for your application.




ATB™ ABRASIVE NYLON BRUSHES

ATB™ Color Coding System

All Osborn ATB brushes are color coded for easy identification of the grit size.



Special ATB™ Internal Brush Request Form



Stem Style

Single Spiral / Single Stem

Double Spiral / Double Stem

End User _____

Distributor _____

Contact Name _____

Address _____

City _____ State _____ Zip _____

Phone _____ Fax _____

E-Mail _____

Customer Drawing Available: Yes No

Outer Diameter	Stem Diameter	Overall Length	Brush Area Length	Notes
<input type="text"/>	<input type="text"/>	<input type="text"/>	<input type="text"/>	
Brush Style	Fill Material	Fill Diameter	Max RPM	Fill Style
<input type="text"/>	<input type="text"/>	<input type="text"/>	<input type="text"/>	<input type="radio"/> Straight <input type="radio"/> Crimped <input type="radio"/> Rectangular

Equipment Used: Off-Hand Buffing Jack Air Tool
 Electric Tool CNC Other

Metal Components: Stainless Steel Carbon Steel Other

Density: Light Medium Heavy

Comp. to Stock Product # _____ **Variation** _____

Method now being used _____

Price & Desc. if Competitor Brush _____

Stock Brushes Tested _____ **Result** _____

Yearly Potential _____ **Order Quantity** _____

Application _____

Comments: _____

OSBORN
INTERNATIONAL
A Unit of Jason Incorporated

5401 Hamilton Ave.
Cleveland OH 44114
Phone: (800) 720-3358 (216) 361-1900
Fax: (216) 361-1913
www.osborn.com
marketsupport@osborn.com

SESHES BRUSHES NYLON BRUSHES
ATB™
A BRASSIVE

ATB HELITUF™ INTERNAL BRUSH

Impregnated with durable Silicon Carbide to provide a highly efficient cleaning action on the surface. Designed for long life. Helituf brushes should be used only with suitable holders and fully chucked.

Brush Dia.	Grit	Fill Dia.	Brush Area Length	Overall Length	Fill Material	Stem Dia.	Item No.
3/8	120	0.028	1	3-1/2	Silicon Carbide	1/8	36250
3/8	120	0.04	1	3-1/2	Silicon Carbide	1/8	36256
1/2	120	0.028	1	3-1/2	Silicon Carbide	1/8	36251
1/2	120	0.04	1	3-1/2	Silicon Carbide	1/8	36257
5/8	120	0.028	1	3-1/2	Silicon Carbide	1/8	36252
5/8	120	0.04	1	3-1/2	Silicon Carbide	1/8	36258
3/4	120	0.028	1	3-1/2	Silicon Carbide	1/8	36253
3/4	120	0.04	1	3-1/2	Silicon Carbide	1/8	36259
1	120	0.028	1	3-1/2	Silicon Carbide	1/8	36254
1	120	0.04	1	3-1/2	Silicon Carbide	1/8	36260
1-1/4	120	0.028	1	3-1/2	Silicon Carbide	1/8	36255
1-1/4	120	0.04	1	3-1/2	Silicon Carbide	1/8	36261

U.S. Patent # 5609398, 5599225



ATB SITUFT™ INTERNAL BRUSH

Impregnated with Silicon Carbide for aggressive and efficient abrasive action across a range of internal cleaning or finishing operations. Situft brushes should be used only with suitable holders.

Applications: Cleaning Threads, Drilled Holes and Tubes Where Space is Limited

Brush Dia.	Grit	Fill Dia.	Brush Area Length	Overall Length	Fill Material	Stem Dia.	Item No.
3/8	120	0.028	1	3-1/2	Silicon Carbide	1/8	35500
3/8	120	0.040	1	3-1/2	Silicon Carbide	1/8	35506
1/2	120	0.028	1	3-1/2	Silicon Carbide	1/8	35501
1/2	120	0.040	1	3-1/2	Silicon Carbide	1/8	35507
5/8	120	0.028	1	3-1/2	Silicon Carbide	1/8	35502
5/8	120	0.040	1	3-1/2	Silicon Carbide	1/8	35508
3/4	120	0.028	1	3-1/2	Silicon Carbide	1/8	35503
3/4	120	0.040	1	3-1/2	Silicon Carbide	1/8	35509
1	120	0.028	1	3-1/2	Silicon Carbide	1/8	35504
1	120	0.040	1	3-1/2	Silicon Carbide	1/8	35510
1-1/4	120	0.028	1	3-1/2	Silicon Carbide	1/8	35505
1-1/4	120	0.040	1	3-1/2	Silicon Carbide	1/8	35511

U.S. Patent # 5609398, 5599225



HELITUF HOLDERS

The holders can be used individually or together to form a 9" long brush. One end is threaded and the other has a tapered hole. 75003 is externally threaded while 75004 is internally threaded allowing both extension holders to be used together.



Diameter	Overall Length	Item No.
3/16	3-5/8	75003
1/4	3-5/8	75004

SITUFT HOLDERS

Holder 75005 has a 1/4" outer diameter and is 3-3/8" long, with socket setscrew, and wrench, to be used with 3/32" stem. Holder 75006 has a 3/8" outer diameter, with 1/4" shank and is 3-3/8" long with socket setscrew and wrench, to be used with 1/8" stem.



Diameter	Overall Length	Item No.
1/4	3-3/8	75005
3/8	3-3/8	75006

EXTENSION HOLDERS FOR ATB ABRASIVE BRUSH TOOLS

Increase the overall length of Osborn ATB Internal finishing tools. Note: The 1/4" size can be used with Osborn tools having a 1/4" shank.



Overall Length	Stem Dia.	Item No.
6	1/4	75485
12	1/4	75486
16	3/8	75487
16	1/2	75488

ATB HEAVY DUTY INTERNAL DEBURRING TOOLS

The helical brush shape and flexible crimped filaments allow the brush to work in both rotational directions with excellent part conformability. Higher filament concentration for: Heavy deburring, Minimum cycle time, Stainless steel / Hardened alloys

Applications: Cross Hole Deburring, Edge Blending, Edge Radiusing, Cam Bores, Crankcase Bores, 2 Stroke Engines, Valve Bodies, Pistons, Cleaning Threads, Pipe IDs

Brush Dia.	Grit	Fill Material	Filament Shape	Item No.
1	80	Silicon Carbide	Round Crimped	36650
1	120	Silicon Carbide	Round Crimped	36651
1-1/4	80	Silicon Carbide	Round Crimped	36652
1-1/4	120	Silicon Carbide	Round Crimped	36653
1-1/2	80	Silicon Carbide	Round Crimped	36654
1-1/2	120	Silicon Carbide	Round Crimped	36655
1-3/4	80	Silicon Carbide	Round Crimped	36656
1-3/4	120	Silicon Carbide	Round Crimped	36657
2	80	Silicon Carbide	Round Crimped	36658
2	120	Silicon Carbide	Round Crimped	36659
2-1/4	80	Silicon Carbide	Round Crimped	36660
2-1/4	120	Silicon Carbide	Round Crimped	36661
2-1/2	80	Silicon Carbide	Round Crimped	36662
2-1/2	120	Silicon Carbide	Round Crimped	36663
3	80	Silicon Carbide	Round Crimped	36664
3	120	Silicon Carbide	Round Crimped	36665
3-1/2	80	Silicon Carbide	Round Crimped	36666
3-1/2	120	Silicon Carbide	Round Crimped	36667
4	80	Silicon Carbide	Round Crimped	36668
4	120	Silicon Carbide	Round Crimped	36669

Operating suggestions:

- Can be used dry or wet
- Chuck brush tool at the stem as close to the filaments as the application will allow
- If extension is required, support the brush by plunging the brush into the bore in the static position and stop the brush prior to exiting the bore
- Run the brush tool in both directions with a complete stroke cycle
- Operational speeds between 600 and 1800 RPM



ATB TUBE BRUSH

Made with abrasive grit to provide extra cutting and cleaning action for a variety of applications. Can be used as a hand tool or mounted onto a portable or stationary tool.

Applications: Internal Cleaning, Removal of Small Imperfections, Surface Preparation

Brush Dia.	Grit	Brush Area Length	Overall Length	Fill Material	Stem Dia.	Item No.
3/8	80	2	5	Silicon Carbide	0.187	56010
1/2	80	2	5	Silicon Carbide	0.187	56011
5/8	80	2	5	Silicon Carbide	0.208	56012
5/8	120	2	5	Silicon Carbide	0.208	56312
3/4	80	2-1/2	5	Silicon Carbide	0.168	56013
1	80	2-1/2	5-1/2	Silicon Carbide	0.238	56015
1	120	2-1/2	5-1/2	Silicon Carbide	0.208	56315
1-1/4	80	2-1/2	5-1/2	Silicon Carbide	0.238	56016
1-1/4	120	2-1/2	5-1/2	Silicon Carbide	0.238	56316



ATB RECTANGULAR FILAMENT INTERNAL BRUSH - ALUMINIUM OXIDE

Features rectangular nylon strips impregnated with tough Aluminum Oxide which provides a highly efficient side-swiping action across the surface. The Aluminum Oxide ensures a superior finish and prolonged brush life. The Industrial and Hi-Flex tools are suitable for both rotational directions at operational speeds of approximately 600 to 1400 RPM. When increased flexibility is required, we recommend Hi-Flex tools with 50% less fill material than the industrial.

Applications: Deburring and ID Work on Cylinders, Camshaft Bores, and Valve Bodies



Brush Dia.	Grit	Overall Length	Face Width	Stem Dia.	Industrial Item No.	Hi-Flex Item No.
5/8	120	3-1/2	7/8	1/8	36300	
5/8	320	3-1/2	7/8	1/8	36301	
1	120	3-5/8	7/8	1/8	36302	
1	320	3-5/8	7/8	1/8	36303	
1-1/2	120	4-7/8	2	1/4	36304	36350
1-1/2	320	4-7/8	2	1/4	36305	36351
2	120	4-3/4	2	1/4	36306	36352
2	320	4-3/4	2	1/4	36307	36353
2-1/2	120	6-1/2	3-1/2	3/8	36308	36354
2-1/2	320	6-1/2	3-1/2	3/8	36309	36355
3	120	6-1/4	4	3/8	36310	36356
3	320	6-1/4	4	3/8	36311	36357
3-1/2	120	6-5/8	4	3/8	36312	36358
3-1/2	320	6-5/8	4	3/8	36313	36359
4	120	6-3/4	4	3/8	36314	36360
4	320	6-3/4	4	3/8	36315	36361
4-1/2	120	6-1/2	4	3/8	36316	36362
4-1/2	320	6-1/2	4	3/8	36317	36363
5	120	9-3/4	5	3/8		36364
5	120	9-3/4	5	1/2	36318	
5	320	9-3/4	5	3/8		36365
5	320	9-3/4	5	1/2	36319	
5-1/2	120	10	5	3/8		36366
5-1/2	120	10	5	1/2	36320	
5-1/2	320	10	5	3/8		36367
5-1/2	320	10	5	1/2	36321	
6	120	9-3/4	6	3/8		36368
6	120	9-3/4	6	1/2	36322	
6	320	9-3/4	6	3/8		36369
6	320	9-3/4	6	1/2	36323	
7	120	9-1/4	6	3/8		36370
7	120	9-1/4	6	1/2	36324	
7	320	9-1/4	6	3/8		36371
7	320	9-1/4	6	1/2	36325	
8	120	9-3/4	6	3/8		36372
8	120	9-3/4	6	1/2	36326	
8	320	9-3/4	6	3/8		36373
8	320	9-3/4	6	1/2	36327	
9	120	9-1/4	6	1/2	36328	
9	320	9-1/4	6	1/2	36329	
10	120	9-7/8	6	1/2	36330	
10	320	9-7/8	6	1/2	36331	

U.S. Patent # 5329730, 5609398, 5599225

ATB RECTANGULAR FILAMENT INTERNAL BRUSH - SILICON CARBIDE

Features tough nylon filaments packed with super-hard Silicon Carbide grit for more aggressive finishing and longer brush life. The extruded nylon monofilament has a flat, rectangular cross-section which brings twice as much of the Silicon Carbide grit in contact with the surface. The brushes are made larger than the nominal diameters to be finished, creating a highly efficient side-swiping action. Their helical brush shape and flexible filaments allow them to be used in both rotational directions for longer work life. These brushes can be used wet or dry at operational speeds of approximately 600 to 1400 RPM.

Brush Dia.	Grit	Fill Size	Fill Material	Brush Area Length	Stem Dia.	Item No.
1	320	.030 x .070	Silicon Carbide	2	1/4	36394
1-1/4	320	.030 x .070	Silicon Carbide	2	1/4	36395
1-1/2	320	.030 x .070	Silicon Carbide	2-1/2	3/8	36396
1-3/4	320	.030 x .070	Silicon Carbide	2-1/2	3/8	36397
2	320	.030 x .070	Silicon Carbide	3	3/8	36398
2-1/4	320	.030 x .070	Silicon Carbide	3	3/8	36399
2-1/2	320	.030 x .070	Silicon Carbide	3	3/8	36400
3	320	.045 x .090	Silicon Carbide	3	1/2	36408
3-1/2	320	.045 x .090	Silicon Carbide	3	1/2	36409
4	320	.045 x .090	Silicon Carbide	4	1/2	36403
4-1/2	320	.045 x .090	Silicon Carbide	4	1/2	36404
5	320	.045 x .090	Silicon Carbide	5	1/2	36405
5-1/2	320	.045 x .090	Silicon Carbide	5	1/2	36406
6	320	.045 x .090	Silicon Carbide	6	1/2	36407

Applications: Automated or Manual Deburring, Honing, Edge Contouring, I.D. Work on Cylinders, Camshaft Bores, Valve Bodies, Pistons and Blocks



U.S. Patent # 5329730, 5609398, 5599225

ATB RECTANGULAR FILAMENT INTERNAL BRUSH - THERMO FORMED

Offer increased flexibility and are designed for rotation in one direction only at speeds of approximately 600 RPM. These tools are made approximately 20-25% larger than the listed outside diameter to ensure maximum abrasive contact with the work surface. They are also available in Silicon Carbide and other minerals and grit sizes. Special brush diameters, lengths and configurations will be made on request.

Brush Dia.	Grit	Brush Area Length	Overall Length	Fill Material	Stem Dia.	Item No.
5/8	120	7/8	3-1/2	Aluminum Oxide	1/8	36450
5/8	320	7/8	3-1/2	Aluminum Oxide	1/8	36451
1	120	7/8	3-3/8	Aluminum Oxide	1/8	36452
1	320	7/8	3-3/8	Aluminum Oxide	1/8	36453
1-1/2	120	1-1/2	4-7/8	Aluminum Oxide	1/4	36454
1-1/2	320	1-1/2	4-7/8	Aluminum Oxide	1/4	36455
2	120	1-1/2	4-3/4	Aluminum Oxide	1/4	36456
2	320	1-1/2	4-3/4	Aluminum Oxide	1/4	36457
2-1/2	120	2	6-1/4	Aluminum Oxide	3/8	36458
2-1/2	320	2	6-1/4	Aluminum Oxide	3/8	36459
3	120	2	6-1/4	Aluminum Oxide	3/8	36460
3	320	2	6-1/4	Aluminum Oxide	3/8	36461

Applications: Pipe I.D., Pumps, Engines



U.S. Patent # 5321919, 5609398, 5599225

Designed for ultra-fine deburring and cleaning of holes produced by micro drilling, but will not alter the diameter or surface finish. On power tools, these brushes use a side-swiping action. They can also be used manually.

ATB MICROABRASIVE BRUSH

Four types of brushes are available: 1000 grit very fine Silicate, 600 grit Aluminum Oxide, 500 grit Silicon Carbide, and 320 grit Silicon Carbide.

Applications: Aircraft & Aerospace, Computer & Electronics, Medical Equipment, Hydraulic Fittings

Brush Dia.	Grit	Brush Area Length	Overall Length	Fill Material	Stem Dia.	For Hole Diameters			Item No.
						Fraction (Inches)	Decimal (Inches)	Millimeter	
0.030	1000	1/2	4	Alumina Silicate	0.014	1/32	0.031	0.787	56400
0.050	500	1/2	4	Silicon Carbide	0.023	3/64	0.047	1.191	56404
0.050	1000	1/2	4	Alumina Silicate	0.023	3/64	0.047	1.191	56403
0.075	500	3/4	4	Silicon Carbide	0.035	1/16	0.063	1.588	56407
0.075	1000	3/4	4	Alumina Silicate	0.035	1/16	0.063	1.588	56406
0.090	320	3/4	4	Silicon Carbide	0.043	5/64	0.078	1.984	56073
0.090	500	3/4	4	Silicon Carbide	0.043	5/64	0.078	1.984	56410
0.090	1000	3/4	4	Alumina Silicate	0.043	5/64	0.078	1.984	56409
0.105	320	1	4	Silicon Carbide	0.046	3/32	0.094	2.381	56074
0.105	500	1	4	Silicon Carbide	0.046	3/32	0.094	2.381	56414
0.105	1000	1	4	Alumina Silicate	0.046	3/32	0.094	2.381	56412
0.125	320	1	4	Silicon Carbide	0.067	7/64	0.109	2.778	56075
0.125	500	1	4	Silicon Carbide	0.067	7/64	0.109	2.778	56417
0.125	1000	1	4	Alumina Silicate	0.067	7/64	0.109	2.778	56415
0.135	320	1	4	Silicon Carbide	0.067	1/8	0.125	3.175	56076
0.135	500	1	4	Silicon Carbide	0.067	1/8	0.125	3.175	56419
0.135	1000	1	4	Alumina Silicate	0.067	1/8	0.125	3.175	56418
0.165	320	1	5	Silicon Carbide	0.093	5/32	0.156	3.969	56077
0.165	500	1	5	Silicon Carbide	0.093	5/32	0.156	3.969	56426
0.165	600	1	5	Aluminum Oxide	0.093	5/32	0.156	3.969	56425
0.190	320	1	5	Silicon Carbide	0.093	3/16	0.188	4.763	56078
0.190	500	1	5	Silicon Carbide	0.093	3/16	0.188	4.763	56428
0.190	600	1	5	Aluminum Oxide	0.093	3/16	0.188	4.763	56427
0.260	320	1	5	Silicon Carbide	0.121	1/4	0.250	6.350	56079
0.260	500	1	5	Silicon Carbide	0.121	1/4	0.250	6.350	56430
0.260	600	1	5	Aluminum Oxide	0.121	1/4	0.250	6.350	56429
0.325	320	1	5	Silicon Carbide	0.121	5/16	0.313	7.938	56080
0.325	500	1	5	Silicon Carbide	0.121	5/16	0.313	7.938	56433
0.325	600	1	5	Aluminum Oxide	0.121	5/16	0.313	7.938	56432
0.385	320	1	5	Silicon Carbide	0.154	3/8	0.375	9.525	56081
0.385	500	1	5	Silicon Carbide	0.154	3/8	0.375	9.525	56437
0.385	600	1	5	Aluminum Oxide	0.154	3/8	0.375	9.525	56435
0.515	320	1	5	Silicon Carbide	0.175	1/2	0.500	12.700	56082
0.515	500	1	5	Silicon Carbide	0.175	1/2	0.500	12.700	56439
0.515	600	1	5	Aluminum Oxide	0.175	1/2	0.500	12.700	56438
0.640	320	1	5	Silicon Carbide	0.175	5/8	0.625	15.875	56083
0.640	500	1	5	Silicon Carbide	0.175	5/8	0.625	15.875	56442
0.640	600	1	5	Aluminum Oxide	0.175	5/8	0.625	15.875	56441
0.765	320	1	5	Silicon Carbide	0.228	3/4	0.750	19.050	56084
0.765	500	1	5	Silicon Carbide	0.228	3/4	0.750	19.050	56446
0.765	600	1	5	Aluminum Oxide	0.228	3/4	0.750	19.050	56444
0.890	320	1	5	Silicon Carbide	0.228	7/8	0.875	22.225	56085
0.890	500	1	5	Silicon Carbide	0.228	7/8	0.875	22.225	56448
0.890	600	1	5	Aluminum Oxide	0.228	7/8	0.875	22.225	56447
1.015	320	1	5	Silicon Carbide	0.255	1	1.000	25.400	56086
1.015	500	1	5	Silicon Carbide	0.255	1	1.000	25.400	56451
1.015	600	1	5	Aluminum Oxide	0.255	1	1.000	25.400	56450



ATB™ ABRASIVE NYLON BRUSHES

ATB MICROABRASIVE BRUSH KIT

Applications: Aircraft & Aerospace, Computer and Electronics, Medical Equipment, Hydraulic Fittings

Grit	Fill Material	Kit No.
500	Silicon Carbide	56396
500	Silicon Carbide	56423
600	Aluminum Oxide	56422
1000	Alumina Silicate	56395

Note: Please order the item number from the above table to receive the entire kit.

56396: 500 Grit, Silicon Carbide Kit

Brush Dia.	Grit	Brush Area Length	Overall Length	Stem Dia.	Kit Contains Item No.
0.05	500	1/2	4	0.023	56404
0.075	500	3/4	4	0.035	56407
0.09	500	3/4	4	0.043	56410
0.105	500	1	4	0.046	56414
0.125	500	1	4	0.067	56417
0.135	500	1	4	0.067	56419

56423: 500 Grit, Silicon Carbide Kit

Brush Dia.	Grit	Brush Area Length	Overall Length	Stem Dia.	Kit Contains Item No.
0.165	500	1	5	0.093	56426
0.19	500	1	5	0.093	56428
0.26	500	1	5	0.121	56430
0.325	500	1	5	0.121	56433
0.385	500	1	5	0.154	56437
0.515	500	1	5	0.175	56439
0.64	500	1	5	0.175	56442
0.765	500	1	5	0.228	56446
0.89	500	1	5	0.228	56448
1.015	500	1	5	0.255	56451

56422: 600 Grit, Aluminum Oxide Kit

Brush Dia.	Grit	Brush Area Length	Overall Length	Stem Dia.	Kit Contains Item No.
0.165	600	1	5	0.093	56425
0.19	600	1	5	0.093	56427
0.26	600	1	5	0.121	56429
0.325	600	1	5	0.121	56432
0.385	600	1	5	0.154	56435
0.515	600	1	5	0.175	56438
0.64	600	1	5	0.175	56441
0.765	600	1	5	0.228	56444
0.89	600	1	5	0.228	56447
1.015	600	1	5	0.255	56450

56395: 1000 Grit, Alumina Silicate Kit

Brush Dia.	Grit	Brush Area Length	Overall Length	Stem Dia.	Kit Contains Item No.
0.03	1000	1/2	4	0.014	56400
0.05	1000	1/2	4	0.023	56403
0.075	1000	3/4	4	0.035	56406
0.09	1000	3/4	4	0.043	56409
0.105	1000	1	4	0.046	56412
0.125	1000	1	4	0.067	56415
0.135	1000	1	4	0.067	56418



ATB MINIATURE BRUSHES

Osborn Precision Miniature Nylon Abrasive Brush Tools are designed for ultra-fine deburring, edge contouring, surface conditioning, cleaning and polishing. Can be used on extremely hard materials.

Applications: Aerospace, Aerosystems, Electronics, Molds, Textile, Optics, Medical Equipment, Hydraulics, Computers, Tool & Dies, Jewelry, Other Precision Industries

MINIATURE ATB WHEEL BRUSH



Brush Dia.	Grit	Fill Material	Overall Length	Stem Dia.	Max RPM	Item No.
3/4	600	Aluminum Oxide	1-5/8	1/8	6000	75752
3/4	1000	Alumina Silicate	1-5/8	1/8	6000	75751
1	600	Aluminum Oxide	1-5/8	1/8	6000	75766
1	1000	Alumina Silicate	1-5/8	1/8	6000	75765
1-1/4	600	Aluminum Oxide	1-5/8	1/8	6000	75770
1-1/4	1000	Alumina Silicate	1-5/8	1/8	6000	75769
1-1/2	600	Aluminum Oxide	1-5/8	1/8	6000	75774
1-1/2	1000	Alumina Silicate	1-5/8	1/8	6000	75773

MINIATURE ATB CUP BRUSH



Brush Dia.	Grit	Overall Length	Fill Material	Stem Dia.	Max RPM	Item No.
9/16	600	2-1/8	Aluminum Oxide	1/8	6000	75707
9/16	1000	2-1/8	Alumina Silicate	1/8	6000	75706

MINIATURE ATB END BRUSH

Precision Miniature End styles are small diameter, light duty brushes.

Applications: Ideal for Edge and Surface Blending, Fine Deburring and Surface Finishing, Cleaning Small Holes and Crevices



Brush Dia.	Grit	Overall Length	Fill Material	Stem Dia.	Max RPM	Item No.
3/16	600	1-7/8	Aluminum Oxide	1/8	6000	75693
3/16	1000	1-7/8	Alumina Silicate	1/8	6000	75692
1/4	600	2-1/8	Aluminum Oxide	1/8	6000	75687
1/4	1000	2-1/8	Alumina Silicate	1/8	6000	75686
5/16	600	2-1/8	Aluminum Oxide	1/8	6000	75698
5/16	1000	2-1/8	Alumina Silicate	1/8	6000	75697

ATB™ ABRASIVE NYLON BRUSHES

ATB SOFTOOL® BRUSH

U.S. Patent # 5556328, 5527213

Smoother, Cleaner, Improved Performance

Looking for a honing finish that is smoother, cleaner and does not require a lengthy break-in period? You need Osborn Softool with flexible ATB abrasive nylon filaments that remove excess material left on the surface of the bore after honing with conventional methods.

Consistent Results

The performance of the Softool will remain consistent throughout its life as new grit is revealed through the wear of the brush, constantly exposing a gentle yet effective cutting surface.

Using Softool after honing with conventional abrasives or metal diamond stones will improve your finish by:

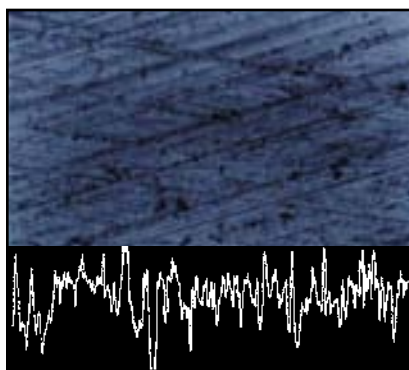

- *reducing peak height to decrease ring break-in period.*
- *improving crosshatch for optimum oil retention and overall reduced oil consumption.*
- *eliminating debris and contaminants from valleys allowing the rings to seat almost immediately.*

Softool honing inserts and internal brushes will effectively improve your finish without changing the geometry or size of the bore!




Why is Softool so effective?

Softool has abrasive grit embedded into the flexible filaments. This flexibility allows the abrasive grit to cut without requiring high pressure that tears up the surface of the bore like conventional honing methods.



The surface profile of a cylinder bore honed with a metal bond diamond product (left), and the same bore after being brush honed with Osborn Softool brushes (right).



See the Difference!

See the difference when washing out the bore with hot, soapy water after honing. Debris that once decreased oil efficiency and wore on the ring will be knocked loose by Softool brush honing and washed away!

Please contact your Osborn representative for additional information to order your Softool honing brush.

PCD SUPERABRASIVE BRUSHES




Planetary brush honing – fast, clean and consistent

Osborn ATB Diamond Superabrasives are engineered for today's superhard materials such as CBN, PCD and ceramics. ATB Superabrasives are made with polycrystalline diamond (PCD) impregnated filaments. Superior honing and polishing results can be achieved without the use of diamond paste or slurry.




A more efficient production environment

Without the need for diamond paste, ATB Diamond Superabrasives minimize or eliminate the secondary clean up operation. Osborn Superabrasives produce fast, consistent and repeatable honing results, lowering process cost and creating a cleaner, more efficient production environment.



Cutting tool insert before (left) and after (right) planetary honing operation with ATB PCD disc.



Note: Osborn can customize any ATB abrasive nylon brush with the Diamond Superabrasive filament.

ATB Superabrasive wheel brushes are easily adaptable to both common shop equipment as well as highly specialized machines.

These tools can be used for a variety of polishing, deburring, and edge radiusing applications. Wheel brush tools are ideal for focused area work such as drill honing, polishing and indexable insert honing.

ATB Superabrasives are capable of producing an edge radius of .0005" - .003" on extremely hard materials such as PCD, CBN and ceramics. The degree of hone can be optimized by balancing PCD grain size, brush operating speed and cycle time. Grit sizes include 120, 240, 400, 600, and 1000 grit.



Before Honing



During Honing



After Honing

ATB DIAMOND SUPERABRASIVE WHEEL - ALUMINUM HUB

Innovative brushing tools designed for today's most challenging applications.

Applications: Edge Honing Super Hard Materials Such as Ceramics, CBN Tungsten Carbide, Diamond and Glass.

Brush Dia.	Grit	Arbor Hole	Filament Dia.	Trim Length	Face Width	Item No.
6	240	1-1/4	0.04	1	0.315	41004
6	400	1-1/4	0.01	1	0.315	41002
6	400	1-1/4	0.02	1	0.315	41003
6	600	1-1/4	0.01	1	0.315	41001
6	600	1-1/4	0.02	1	0.135	41005
6	600	1-1/4	0.02	1	0.315	41006
6	1000	1-1/4	0.01	1	0.315	41000
8	120	1-1/4	0.04	1	0.315	41014
8	400	1-1/4	0.01	1	0.315	41012
8	400	1-1/4	0.02	1	0.315	41013
8	600	1-1/4	0.01	1	0.315	41011
8	1000	1-1/4	0.01	1	0.315	41010
11	400	4-1/4	0.02	2	1	41007



U.S. Patent # 4945687

Recommended wheel brush operating parameters

Optimum life and cut will be obtained by finding the proper balance between brush speed, part penetration and abrasive grain size.

- SPEED – Typical brush speeds range from 1200 to 2400 RPM.
- PENETRATION – Typical part penetration into the face of the brush range from 1/16" to 3/8".

Other applications for ATB Superabrasive wheel brushes can be found in the field of optics, medical implants and aerospace industries.

ATB DIAMOND SUPERABRASIVE DISC - COMPOSITE HUB

Applications: Edge Honing Indexable Cutting Tool Inserts

Brush Dia.	Grit	Arbor Hole	Filament Dia.	Trim Length	Item No.
9	400	1/2	0.02	1	40252
9	600	1/2	0.01	1	40254
9	1000	1/2	0.01	1	40253
14	400	5	0.02	1-1/2	40251

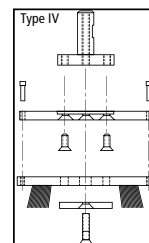


U.S. Patent # 4945687

Recommended disc brush operating parameters

- SPEED – Typical brush speeds ranges from 300 to 1500 RPM.
- PENETRATION – Typical part penetration ranges from 1/16" to 1/4".

Disc styles are available in grit sizes from 120 to 1000, with OD from 3" to 18". They are easily adaptable to your existing planetary brush honing and polishing machine with the help of a full line of engineered support plates.




Adapters for mounting into smaller shafts must be specified and are priced separately. Please refer to page 98 to select the appropriate adapter.

Please contact Osborn Customer Support for Pricing Information.

WIDE FACE BRUSHES

Specially engineered to meet the demands of the Primary Metals industry, Osborn wide face brushes provide consistent, accurate surface finish control.

Osborn Wide Face Brushes are great for surface conditioning during brass, copper and other non-ferrous metal processing, cleaning in steel rooling or scale removal and controlling oxide buildup in aluminum rolling.

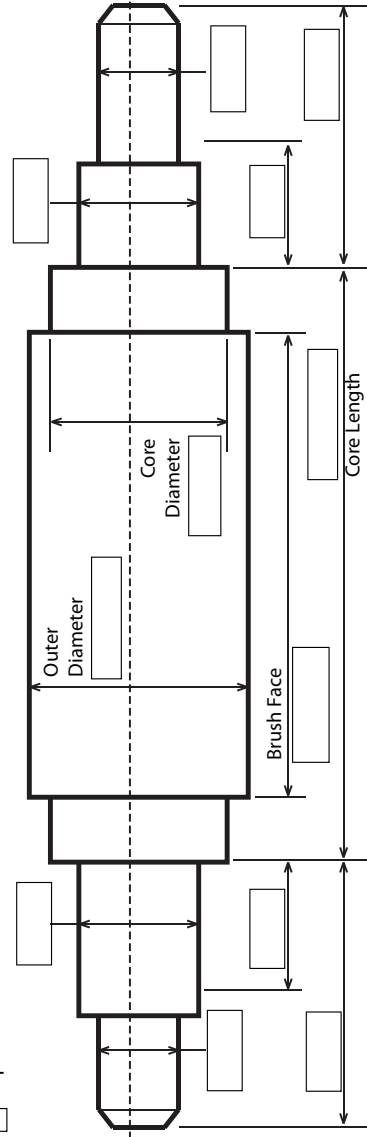


WIDE FACE BRUSHES

Special Wide Face Brush Request Form

End User _____
 Distributor _____
 Contact Name _____
 Address _____
 City _____ State _____ Zip _____
 Phone _____ Fax _____
 E-Mail _____
 Customer Drawing Available: Yes No

Application: Dry Wet
 Operating Temp _____ °F °C
 Mounting:
 Refill
 Customer's core or shaft
 Shaft
 Refillable Core
 Disposable Core
 Options:
 Stainless Steel
 Flow-Thru



Channel Size	Channel Material	RPM
Fill Material	Fill Diameter	Fill Style <input type="radio"/> Straight <input type="radio"/> Crimped <input type="radio"/> Knotted <input type="radio"/> Encapsulated

Arbor Hole Style

One Keyway Two 180 Keyway Square Hex Round Other

Brush Run in sets Yes No If Yes, How many _____ Finish Grind _____
 Equipment Used: Off-Hand Buffing Jack Air Tool
 Electric Tool CNC Other
 Metal Components: Stainless Steel Carbon Steel Other
 Density: Light Medium Heavy

Balance: Yes No
 Winding: Left Right
 Pitch: Distance between turns: _____
 Tight wound Center to Center Dimension: _____

Comp. to Stock Product # _____ Variation _____
 Method now being used _____
 Price & Desc. if Competitor Brush _____
 Stock Brushes Tested _____ Result _____
 Yearly Potential _____ Order Quantity _____
 Application _____
 Comments: _____

OSBORN
INTERNATIONAL
A Unit of Jason Incorporated

5401 Hamilton Ave.
 Cleveland OH 44114
 Phone: (800) 720-3358 (216) 361-1900
 Fax: (216) 361-1913
 www.osborn.com
 marketsupport@osborn.com

WIDE FACE BRUSHES

Osborn Wide Face brushes provide consistent, accurate surface finish control for metal processing tasks like annealing, galvanizing, scrubbing, pickling, coil coating, and many other applications. They are custom built to your specifications and can be made with steel, stainless steel, ATB™ abrasive nylon, polypro, brass, and many other fill materials.

HELI-MASTER U™ BRUSHES

These helically wound brushes feature a hard working, welded, one piece construction. Designed for arbor mounting in your plant for fast, easy removal and replacement, keeping your process interruptions to a minimum.

The dense fill and excellent balance of Osborn Heli-Master U Brushes provide a uniform finish, lower vibration, higher operating speeds, closer control of the brushing process and higher brushing efficiency to keep your finishing costs down.

Osborn Heli-Master U Brushes are available with brush face lengths from 2-1/2 inches to 60 inches and outside diameters from 5 inches to 16 inches. Arbor holes are matched to your needs with round, keyed, square or hexagonal holes available in a wide range of sizes.

Fill materials include high tensile steel wire, stainless steel wire, ATB™ abrasive nylon, tampico, or crimped polypropylene synthetic. Trim lengths can be provided to match your specific application.

Applications:

Heavy Duty Cleaning and Scrubbing on:

- *Continuous Annealing Lines*
- *Galvanizing & Electro Zinc*
- *Silicon Steel Scrubbers*
- *Strip Washers*
- *Coil Coating*
- *Electrolytic Tin*
- *Blank Washers*
- *Bright Annealing Lines*
- *Strip Processing*
- *Tin Free Steel*
- *Electrolytic Cleaning*
- *Anneal & Pickle Lines*
- *Paint Coating Lines*



SCRUBBERS

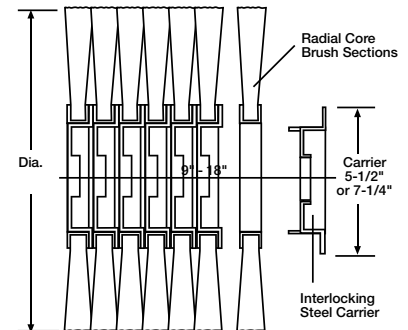
Interlock Scrubber Brushes The patented construction of Osborn Section Scrubber brushes is designed for strong, secure mounting on a disposable steel carrier. Brushes are available in wire, polypropylene synthetic, natural, and abrasive nylon filaments.

Applications: Strip Washer, Continuous Annealing Lines, Anneal & Pickle Lines, Bright Annealing Lines, Silicon Steel Cleaning Lines, Electrolytic Cleaning, Electrolytic Tin, Galvanizing Lines, Coil Coating Lines



Interlock Mount Construction (Up to 18" face width) These scrubbers can be used as internally-fed units or with spray headers. This one design satisfies both types of cooling demand.

A turned arbor hole is placed every 1/2" providing more bearing surface on the shaft. Multiple sections are unitized to form a 6" to 18" wide face modular brush. The design improves heat dissipation and offers inherent balance. The flat ends of the brushes allow several modular units to be stacked in perfect alignment, creating a continuous brush face up to 18" wide. They are available in outside diameters of 9" to 18" and interlock carrier diameters of 5-1/2" or 7-1/4".



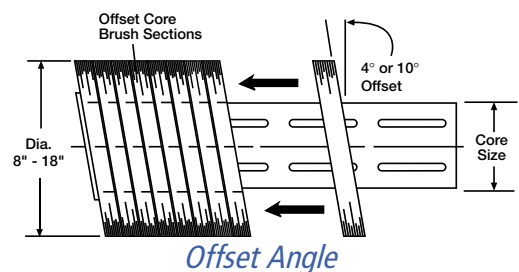
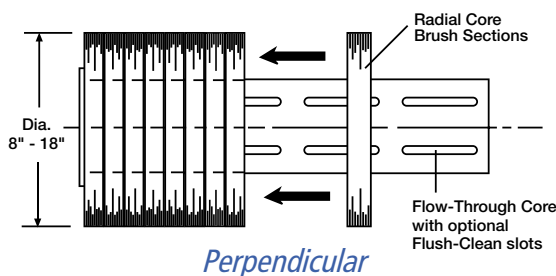
Disposable Core Mount Construction (Wider Face Widths)

With this design, multiple wheel section brushes are stacked and securely mounted on your choice of standard or heavy-duty disposable cores, forming a densely-filled, one-piece, wide face brush. Core sizes of 4-1/4", 5-1/2" and 7-1/4" are available.

Made in face widths up to 34" and outside diameters of 8" to 18", the brush sections can be mounted either perpendicular to the shaft or at an offset angle.

Streaking or tracking caused by the use of multi-section assembly can be eliminated by the built-in offset of the angled design. Angled sections are available for the 5-1/2" core with a 4°- 10° offset and the 7-1/4" core with a 4° offset.

Optional flush clean flow-through cores allow coolants, lubricants and cleaning fluids to pass through the brush.



HELI-MASTER FA™ BRUSHES

The quality standard for close control of brushing processes under the most demanding conditions are Osborn Heli-Master FA Brushes.

Smooth, efficient performance begins with design. Helical winding of Osborn Heli-Master FA Brushes provides a continuous, uniform density. Lengths from 2-1/2" to over 220" and outside diameters from 5" to 16" are available with fill materials including Osborn's unique high tensile wire, stainless steel, our exclusive ATB abrasive nylon, tampico or polypropylene synthetic. Other materials to match your needs are also available upon request. Each brush is dynamically balanced to assure smooth operation at the designed operating speed. Application speeds exceeding 5,000 SFPM are no problem to the Osborn professionals.

Constructed on a reusable arbor, Osborn Heli-Master FA Brushes are frequently your lowest cost solution. When worn beyond your process control limits, simply return the worn brush to Osborn to be remanufactured using the same or a different fill material. Need modifications or repairs to the mounting? Ask our design professionals. Quality of the remanufactured brush is assured by our rigid process control standards.

Applications: Work Roll Cleaning (Aluminum Mills), Blank Washers, Glass Washers, Zinc Plants, Galvanizing Lines



FLOW-THRU MOUNTINGS

A solution for heat control or reduced brush loading, Osborn Flow-Thru Mountings can be used with Osborn Heli-Master FA Brushes, and Osborn Heli-Master U Brushes, to produce a flow-thru mounting system. This design provides internal coolant flow through the mounting with coolant exiting through the brush face. Some of the benefits of this system include:

- Coolant is consistently delivered to the point of contact between the brush face and work surface.
- Temperature of the brush is reduced, prolonging life and maintaining process consistency.
- Constant coolant flow carries debris away from the work surface and keeps the brush clean.



QUADY™ TUFMATIC ASSEMBLIES

For applications requiring a more aggressive brush than is possible using ordinary crimped wire construction, choose the unmatched power of the Osborn Quady Tufmatic Assembly. Designed around the concept of individually replaceable knot style brush sections, arbor mounted, finished to produce an even face and dynamically balanced.

While traditional knot style sections are radial, a new dimension in performance is obtained by the wave form brushing action of the quady sections. This wave results in an overlapping brushing action between sections that eliminates streaking and parting lines produced by traditional ganged brush sections. End collars both retain the sections on the arbor and provide a convenient method for balancing the assembly for vibration free operation that extends both brush and machine life.

Knot style construction is more aggressive than crimped wire construction:

- The twisted knot of wires forming each bundle offers increased support to the individual wires. This simulates a shorter trim length that is maintained despite wear during the life of the brush.
- Each knot impacts the workpiece with greater force than the individual wires in crimped wire construction. This impact can break off material on the workpiece that would only be "burnished" by crimped wire brushing.

Osborn Quady Tufmatic Assemblies can be ordered with brush face widths from 6" to over 100" and outside diameters from 8" to 23". Osborn's proprietary high tensile brush wire is available in diameters from .016" to .035".

Applications: Expanded Metal Deburring, Scale Removal from Non-Ferrous Strip Prior to Scalping, Scale Removal from Steel Ingots before Hot Milling



CONVEYOR CLEANING BRUSHES

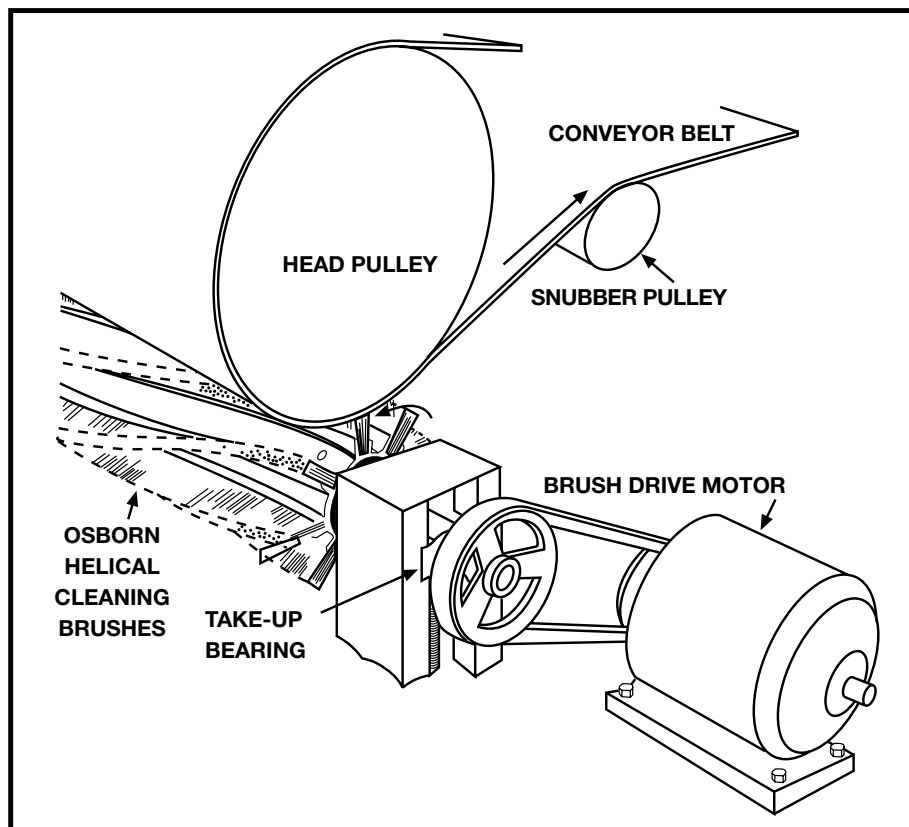


Carryover on rubber and fabric conveyor belts will cause destructive wear and add costly down-time hours spent in frequent cleaning. Osborn Helix Strip Brushes automatically and efficiently prevent build-up of such materials as chemicals, metal, food, tobacco, chips, cement, compounds, core sand, coal, coke and ore on belts, rolls, snubber pulleys and return idlers.

Osborn Helix Strip Brushes are ruggedly built to withstand the most severe usage. The lightweight aluminum mountings are reusable, with extruded channels that are accurately constructed to allow easy insertion of Helix replacement Strip Brushes. Mountings are epoxy coated to provide maximum corrosion protection.

Strip Brushes and channels are helically formed, thereby assuring constant contact of the brush face with the work surface. Open face construction results in flexible brushing action to conform to irregular surfaces, and also eliminates the possibility of loading.

Easy to install and adaptable to any system, Helix Strip Brushes clean conveyor belts with a unique flexible sweeping action that does a thorough job.



Please contact your Osborn representative for additional information to order your Conveyor Cleaning Brush.

Helical Fill Material Selection Chart

The three factors that usually determine the size and type of brush fill materials are:

- 1) The condition of the carryover - dry, wet, tacky, etc.
- 2) The weight of the carryover - light, medium or heavy.
- 3) The temperature of the carryover or the environment.

Stainless steel wire is recommended where on-belt temperatures may exceed 200° F.

Fill Material Selection Chart

Material Carried on Belt	Carryover	Bristle Size	Fill
Aggregate	Wet/Heavy	.040"	OP
		.008"	SS
Cement-Dust	Dry/Light	.014"	OP
Cement-Raw	Wet/Heavy	.040"	OP
		.008"	SS
Cereal	Dry/Light	.016"	OP
Coal	Wet/Medium	.040"	OP
		.008"	SS
Coke	Dry/Heavy	.040"	OP
Copper Ore	Dry or Wet/Heavy	.040"	OP
		.008"	SS
Feed	Dry/Medium	.028"	OP
Fertilizer	Dry/Heavy	.040"	OP
Foods	Wet/Medium	.028"	OP
		.008"	SS
Foundry Sand	Wet/Medium	.028"	OP
		.008"	SS
Glass Particles	Dry/Medium	.028"	OP
Iron	Dry or Wet	.040"	OP
		.008"	SS
Lead	Dry or Wet	.040"	OP
		.008"	SS
Lime (Burned)	Dry	.028"	OP
Limestone	Wet/Heavy	.040"	OP
		.008"	SS
Metal Chips	Wet/Heavy	.040"	OP
		.008"	SS
Phosphate	Slurry/Heavy	.040"	OP
		.008"	SS
Plywood (Dusting)	Dry/Light	.016"	OP
Pulp Chip	Tacks/Medium	.040"	OP
Salt	Dry/Medium	.040"	OP
Sand	Dry/Medium	.040"	OP
Sinter	Wet/Heavy	.040"	OP
Sugar	Tacky/Medium	.040"	OP

SS = Stainless Steel

OP = Polypropylene

When in doubt, using a larger fill diameter material than required will provide better cleaning than a lighter material.

OPERATING SPEEDS

Generally, brush peripheral speed should be at least twice as fast as the speed of the belt, and three times as fast if the material is extremely tacky. Where belt speed is extremely slow, a minimum brush speed of 200 RPM is recommended. Brush speed should not exceed 600 RPM without consulting your Regional Sales Manager.

HORSEPOWER REQUIREMENTS

Belt width of 12" to 42" requires a minimum of 1 HP. Belt width over 42" requires a minimum of 2 HP.



HELIX STRIP BRUSH

Carryover on rubber and fabric conveyor belts will cause destructive wear, and add costly down-time hours spent in frequent cleaning. Osborn Helix Strip Brushes automatically and efficiently prevent buildup of such materials as chemicals, metal, food, tobacco, chips, cement, sand, coal, coke and ore on belts, rolls, pulleys and idlers. Mountings are epoxy coated to prevent corrosion, and are reusable.



10-3/4" Brush Diameter



6" Brush Diameter

Arbor holes have two keyways at 180° in the following configurations:

- 1-1/4" - 1/4" x 1/8" keyways for 1/4" key
- 1-7/16" - 3/8" x 3/16" keyways for 3/8" key
- 1-1/2" - 3/8" x 3/16" keyways for 3/8" key
- 1-15/16" - 1/2" x 1/4" keyways for 1/2" key
- 2" - 1/2" x 1/4" keyways for 1/2" key
- 3" - 3/4" x 3/8" keyways for 3/4" key

Brush Dia.	Fill Dia.	Fill Material	16" Wide Item No.	18" Wide Item No.	24" Wide Item No.
6	0.008	Stainless Steel	37031	37037	37043
6	0.010	Polypro	37001	37011	37021
6	0.016	Polypro	37003	37013	37023
6	0.028	Polypro	37005	37015	37025
6	0.008	Stainless Steel	37032	37038	37044
6	0.010	Polypro	37002	37012	37022
6	0.016	Polypro	37004	37014	37024
6	0.028	Polypro	37006	37016	37026
10-3/4	0.008	Stainless Steel	37115	37120	37125
10-3/4	0.016	Polypro	37070	37085	37100
10-3/4	0.028	Polypro	37075	37090	37105
10-3/4	0.040	Polypro	37080	37095	37110
10-3/4	0.008	Stainless Steel	37116	37121	37126
10-3/4	0.016	Polypro	37071	37086	37101
10-3/4	0.028	Polypro	37076	37091	37106
10-3/4	0.040	Polypro	37081	37096	37111
10-3/4	0.008	Stainless Steel	37117	37122	37127
10-3/4	0.016	Polypro	37072	37087	37102
10-3/4	0.028	Polypro	37077	37092	37107
10-3/4	0.040	Polypro	37082	37097	37112
10-3/4	0.008	Stainless Steel	37118	37123	37128
10-3/4	0.016	Polypro	37073	37088	37103
10-3/4	0.028	Polypro	37078	37093	37108
10-3/4	0.040	Polypro	37083	37098	37113
10-3/4	0.008	Stainless Steel	37119	37124	37129
10-3/4	0.016	Polypro	37074	37089	37104
10-3/4	0.028	Polypro	37079	37094	37109
10-3/4	0.040	Polypro	37084	37099	37114

HELIX STRIP BRUSH REPLACEMENT SETS

The 6" Helix mounts use nine 1-7/8" trim strips, and the 10-3/4" Helix mounts use ten 2-1/2" trim strips.



Overall Height	Fill Dia.	Fill Material	Pieces per Set	16" Wide Item No.	18" Wide Item No.	24" Wide Item No.
1-7/8	0.008	Stainless Steel	9	37065	37066	37067
1-7/8	0.010	Polypro	9	37050	37055	37060
1-7/8	0.016	Polypro	9	37051	37056	37061
1-7/8	0.028	Polypro	9	37052	37057	37062
2-1/2	0.008	Stainless Steel	10	37139	37140	37141
2-1/2	0.016	Polypro	10	37130	37133	37136
2-1/2	0.028	Polypro	10	37131	37134	37137
2-1/2	0.040	Polypro	10	37132	37135	37138

For additional channel clips for HelixStrip brushes refer to page 128.

PRINTED CIRCUIT BRUSHES

Osborn Printed Circuit brushes feature a continuous helically wound brush roll of ATB abrasive nylon which provides long life with non-loading characteristics. These brushes perform from start-up to replacement with less streakage without dressing, and fit most machines.

Applications: Scrubbing, Brightening, Copper Surface Cleaning, Deburring Holes, Roughening Phenolic

Brush Dia.	Arbor Hole	Grit	Overall Length	Fill Material	Item No.
3-7/8	1	320	24	Silicon Carbide	39513
3-7/8	1	500	24	Silicon Carbide	39514
5-7/8	2	120	23-1/2	Silicon Carbide	39551



PRINTED CIRCUIT BRUSH ADAPTERS

Arbor Hole	Item No.
1	75153
2	75155



CENTERLESS BRUSHES

Designed for use on centerless grinding machines. Changeover from grinding wheel to brush is usually no different than a change from one grinding wheel to another. Available with both wire and ATB abrasive nylon fill styles.

This table shows sizes which are the most commonly used styles. Other sizes and fill varieties are available.

Outer Dia.	Inner Dia.	Face Width	Fill Material	Fill Dia.	Grit Size	Item No.
20	12	5	Steel	0.005		13845
20	12	6	Stainless Steel	0.006		13801
20	12	6	Steel	0.008		13829
20	12	6	Silicon Carbide		80	13803
20	12	6	Silicon Carbide		120	13835
20	12	6	Silicon Carbide		180	13843
20	12	6	Silicon Carbide		320	13839
20	12	6	Silicon Carbide		500	13809



Contact your Osborn representative for pricing and availability of Centerless Brushes

STRIP BRUSHES

Demanding applications that require long-life and continuous effective service call for Osborn Strip Brushes. Their rugged construction assure long reliable performance. Osborn Strip Brushes are furnished in 72" standard lengths. With a bolt cutter, you can easily cut them to desired lengths, then mount them with Osborn Channel Clips to create custom-made special purpose brushes.

Applications: Dusting Tires, Tile, Paper, Spreading Clay, Soapstone, Texturing Brick and Tile, Eliminating Static Electricity, Cleaning Cope and Drag in Foundries



Overall Length	Overall Height	Fill Dia.	Fill Material	Std Pk	Item No.
72	2-1/2	*	Black Horsehair	2	37167
72	3	0.005	Brass	2	37156
72	2	0.008	Crimped Polypro	2	37160
72	2	0.010	Crimped Polypro	2	37161
72	2	0.016	Crimped Polypro	2	37162
72	2-1/2	0.006	Crimped Polypro	2	37159
72	2-1/2	0.028	Crimped Polypro	2	37164
72	3	0.016	Crimped Polypro	2	37163
72	6	0.016	Crimped Polypro	2	37180
72	2	0.008	Stainless Steel	2	37168
72	1-1/2	0.008	Steel	2	37151
72	1-1/2	0.010	Steel	2	37152
72	1-1/2	0.014	Steel	2	37154
72	2-1/2	0.005	Steel	2	37150
72	2-1/2	0.010	Steel	2	37153
72	2-1/2	0.014	Steel	2	37155
72	6	0.060	Straight Polypro	2	37181
72	2-1/2	*	White Tampico	2	37157
72	3	*	White Tampico	2	37158

* Natural Fiber

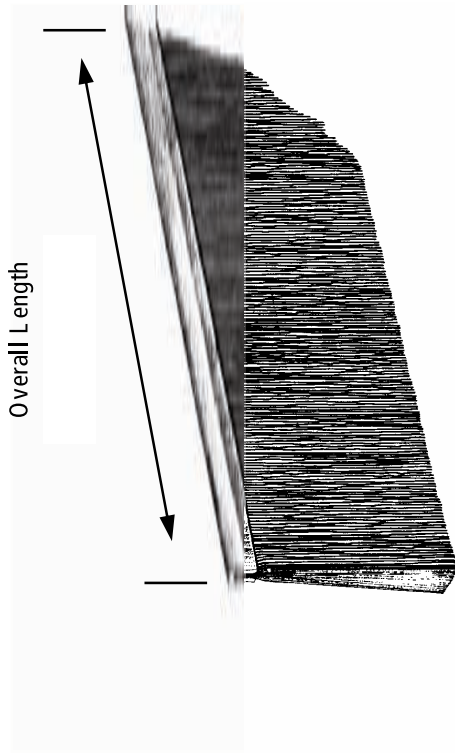
CHANNEL CLIPS

Channel Clips for assembling Osborn Strip Brushes are available in two styles. They are used to hold the brush securely by means of metal tabs which engage the metal back of the brush. These clips are welded 8" to 10" apart along the length of the brush mounting. No. 75104 clips are used at the ends of each strip to prevent lateral movement and offer a positive lock. One end of each 75104 clip has been rolled over to form an accurate seat for the ends of the brush.



Overall Length	Overall Height	Overall Width	Description	Std Pk	Item No.
2	11/16	1/2	Channel Clip	1	75103
2	11/16	1/2	Channel Clip Closed End	1	75104
2	11/16	1/2	1-1/4" Helix Brush Channel Clip	1	75105
2	11/16	1/2	Channel Clip Stainless Steel	1	75869

Special Strip Brush Request Form

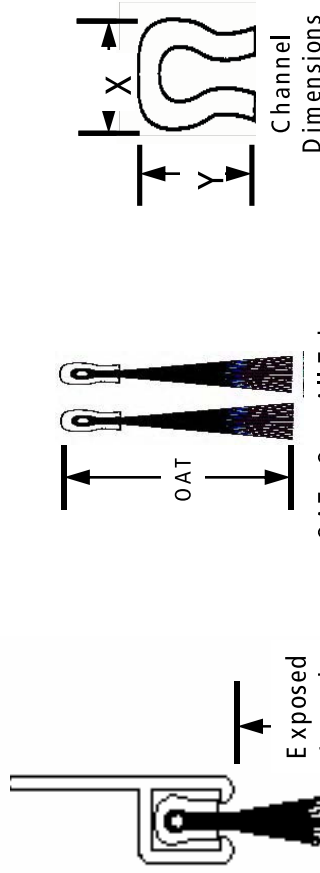


End User _____
 Distributor _____
 Contact Name _____
 Address _____
 City _____ State _____ Zip _____
 Phone _____ Fax _____
 E-Mail _____

Customer Drawing Available: Yes No Filament Shape: Level Crimped

Overall Length	Exposed Length	Overall Trim	Filament Material	Filament Diameter
<input type="text"/>	<input type="text"/>	<input type="text"/>	<input type="text"/>	<input type="text"/>

Channel Material: Galvanized T-304 S/S T-316L S/S Other



Section	Channel	X	Y
A <input type="radio"/>	2	0.095	0.110
B <input type="radio"/>	3	0.150	0.152
C <input type="radio"/>	4	0.180	0.199
D <input type="radio"/>	5	0.240	0.256
F <input type="radio"/>	6	0.313	0.313
G <input type="radio"/>	7	0.350	0.370
K <input type="radio"/>	10	0.500	0.500

Comp. to Stock Product # _____ Variation _____
 Method now being used _____

Price & Desc. if Competitor Brush _____ Result _____
 Stock Brushes Tested _____ Order Quantity _____
 Yearly Potential _____
 Application _____
 Comments: _____

OSBORN
INTERNATIONAL
A Unit of Jason Incorporated

5401 Hamilton Ave.
 Cleveland OH 44114
 Phone: (800) 720-3358 (216) 361-1900
 Fax: (216) 361-1913
 www.osborn.com
 marketsupport@osborn.com

MULTIZACK SEGMENT BRUSH SYSTEM



MultiZack Segment Brush System


Easy...economical...versatile

A superior alternative to single spiral wound brushes, the MultiZack brush system effectively and efficiently performs complete cleaning for all of your fabrication needs. Whether you are removing Lucor, grinding particles, preprocessing for screening or laminating applications, or final washing of coated glass without scratching, the MultiZack brush system can be designed to meet the cleaning task.

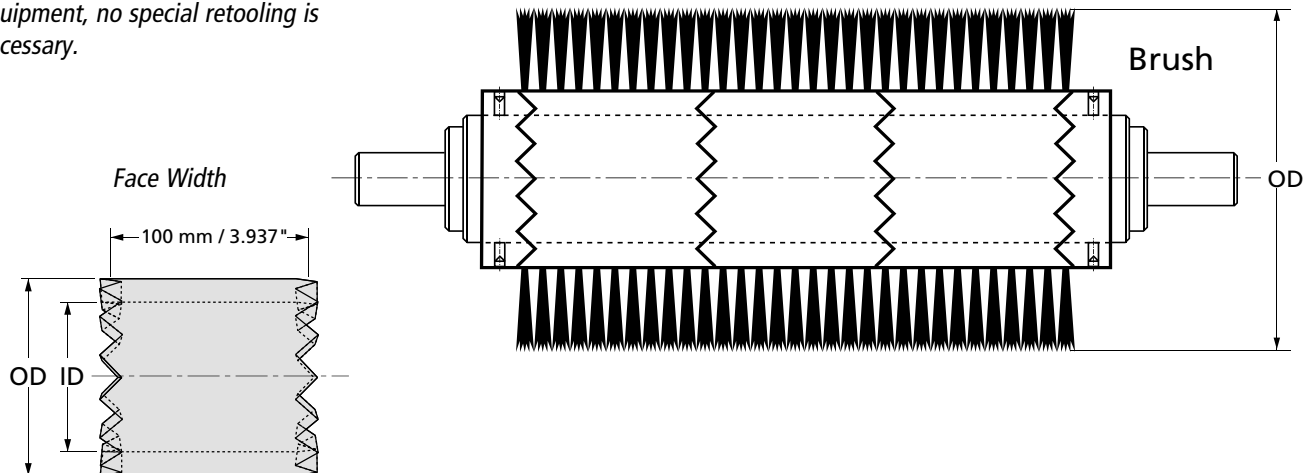
The Multizack has significant cost savings over spiral wound brushes. Product life is extended. Replace only worn brush segments not the entire brush. Reduces inventories and minimizes storage. No need to store and ship used core for refills.



MultiZack brushes can be fitted with bore adapters to fit your existing equipment, no special retooling is necessary.



High Density




WIDE FACE BRUSHES

MULTIZACK SEGMENT BRUSH SYSTEM

Applications: Removing Lucor or Grinding Particles, Preprocessing for Screening or Laminating, Final Washing of Coated Glass without Scratching

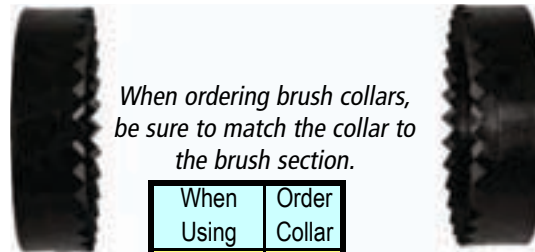
MultiZack Brush Section - High Density

Outer Dia.	Fill Material	Fill Dia.	Brush OD	Body OD	Body ID	Shaft Size	Trim Length	Item No.
			(in.)	(in.)	(in.)	(in.)	(in.)	
			(mm)	(mm)	(mm)	(mm)	(mm)	
4	Nylon 6-6 Black Crimped	0.012	4	2.24	1.50	1.50	.88	60534
			102	57	38.1	38.1	22.4	
6	Nylon 6-6 Black Crimped	0.012	6	3.38	2.50	2.50	1.31	60535
			152	86	63.5	63.5	33.3	
6	Nylon 6-6 Black Crimped	0.012	6	3.93	3.00	3.00	1.03	60536
			152	100	76.2	76.2	26.2	
8	Nylon 6-6 Black Crimped	0.012	8	4.92	4.00	4.00	1.54	60537
			203	125	101.6	101.6	39.1	



MultiZack Brush Collars

Outer Dia.	Number of Teeth	Brush OD	Body OD	Body ID	Shaft Size	Trim Length	Item No.
		(in.)	(in.)	(in.)	(in.)	(in.)	
		(mm)	(mm)	(mm)	(mm)	(mm)	
4	18	4	2.24	1.50	1.50	.88	60538
		102	57	38.1	38.1	22.4	
6	30	6	3.38	2.50	2.50	1.31	60539
		152	86	63.5	63.5	33.3	
6	22	6	3.93	3.00	3.00	1.03	60540
		152	100	76.2	76.2	26.2	
8	28	8	4.92	4.00	4.00	1.54	60541
		203	125	101.6	101.6	39.1	



When ordering brush collars, be sure to match the collar to the brush section.

When Using	Order Collar
60534	60538
60535	60539
60536	60540
60537	60541

Note: MultiZack can be fitted to any shaft dimensions

This table shows sizes which are the most commonly used styles. Other sizes and fill varieties are available. Contact your Osborn representative for pricing and availability of these and others not listed.

GLASS POLISHING BRUSH

The polypropylene block and staple set nylon bristles of this brush provide long service life and higher value. This style of brush is used for glass washing and mirror polishing in automated lines. A wide variety of similar styles are available. Ask for more details from your Osborn representative.

Block Diameter	Block Width	Arbor Hole	Fill Material	Trim Length	Item No.
6	1	5/8" -11NC	.010 Nylon	1	51953

Call For Pricing Information.



ABRASIVES

Osborn's Abrasive line of high-quality cut-off, grinding, combination wheels and flap discs provides advantages for every job: strength, durability, speed, convenience and economy. The grinding, cut-off, combination wheels are available in two types of abrasive grits, aluminium oxide and zirconium, each designed to meet the highest standards. The flap discs are available in a zirconium grit which resists loading and clogging.

ABRASIVES



Aluminum Oxide - A tough, general purpose abrasive that cuts and grinds metals like iron, bronze, cast iron, aluminum, steel and many more.

Zirconium - For the toughest, hardest jobs, you'll want the toughest, hardest abrasive in the Osborn line - our Zirconium Abrasive Wheels. They're specially designed to handle extremely difficult applications: iron, stainless steel and forgings. Best of all, they're designed for a longer working life.

Applications	Materials	Abrasive Grade
Reinforced Cut-Off Wheels For portable gas or electric saws, stationary or street saws and chop saws		
General purpose wheel for cutting normal metals. Excellent life.	Iron, mild steel cast iron, bronze, normal ferrous and non-ferrous metals.	A24R
Fast cutting, smooth finish, preferably high speed.	Stainless steel, small sections.	A36T
Fast cut with cool and clean edges. Average life.	Stainless steel, high tensile steel, hard cast iron.	A36R
Finer finish, cutting small sections, preferably high speed.	Steel, stainless steel, small sections.	A60T
Fast cut, cool and burr free.	Steel, stainless steel.	A60R
Reinforced Grinding Wheels For portable air or electric grinders		
General purpose wheel for heavy working conditions. Long life. Good stock removal.	Iron, mild steel cast iron, bronze, normal ferrous and non-ferrous metals.	A24R
Designed for cutting difficult metals. Fast cut.	Carbon steel, stainless steel and other hard alloys.	A24N
Zirconium abrasive wheel specially designed for extremely tough applications. Long life, high stock removal.	Iron, stainless steel, forgings.	ZA24R
Semi Flexible. An "All Purpose" wheel for grinding and finishing.	Carbon, stainless and cast steel, aluminum, brass and aluminum.	A-M36
Reinforced Depressed Center Cut-Off Wheels For portable air or electric grinders		
General purpose wheel for cutting metals. Excellent life.	Cast iron, mild steels, normal ferrous and non-ferrous metals.	A24R

GRINDING, CUTOFF AND COMBINATION WHEELS

Built for superior performance and long life, Osborn's Grinding, Cutoff and Combination Wheels are your best choice for abrasives. This line has been re-engineered with the consumer in mind. Some new features include: reinforced design to prevent premature wheel edge wear, highly durable bond formations for longer life and precision balancing for smooth operation.

TYPE 27 DEPRESSED CENTER WHEELS FOR GRINDING, FAST GRIND

Aggressive material removal without sacrificing life. Excellent multi-purpose tool that can be used on a wide range of metals including carbon steel, stainless steel and other hard alloys.



Diameter	Abrasive Type	Arbor Hole	Overall Width	Material	Max RPM	Std Pk	Item No.
4	A24N	3/8	1/4	Aluminum Oxide	15000	25	80492
4	A24N	5/8	1/4	Aluminum Oxide	15000	25	80493
4-1/2	A24N	7/8	1/4	Aluminum Oxide	13300	25	80494
4-1/2	A24N	5/8-11 NC	1/4	Aluminum Oxide	13300	10	80495
7	A24N	7/8	1/4	Aluminum Oxide	8600	25	80496
7	A24N	5/8-11 NC	1/4	Aluminum Oxide	8600	10	80497
9	A24N	7/8	1/4	Aluminum Oxide	6800	25	80498
9	A24N	5/8-11 NC	1/4	Aluminum Oxide	6800	10	80499



TYPE 27 DEPRESSED CENTER WHEELS FOR GRINDING, LONG LIFE

Aggressive and long lasting. Perfect for unusually tough applications. Excellent for iron, mild steel, cast iron, bronze, stainless steel, normal ferrous and non-ferrous metals.



Diameter	Abrasive Type	Arbor Hole	Overall Width	Material	Max RPM	Std Pk	Item No.
4	A24R	5/8	1/4	Aluminum Oxide	15000	25	80503
4-1/2	A24R	7/8	1/4	Aluminum Oxide	13300	25	80504
4-1/2	A24R	5/8-11 NC	1/4	Aluminum Oxide	13300	10	80505
7	A24R	7/8	1/4	Aluminum Oxide	8600	25	80506
7	A24R	5/8-11 NC	1/4	Aluminum Oxide	8600	10	80507
9	A24R	7/8	1/4	Aluminum Oxide	6800	25	80508
9	A24R	5/8-11 NC	1/4	Aluminum Oxide	6800	10	80509



TYPE 27 DEPRESSED CENTER WHEELS FOR GRINDING, PREMIUM ZIRCONIUM

Best, most productive choice for heavy-duty, rugged applications. Excellent for iron, steel, stainless steel and forgings.

Diameter	Abrasive Type	Arbor Hole	Overall Width	Material	Max RPM	Std Pk	Item No.
4-1/2	ZA24R	7/8	1/4	Zirconium	13300	10	80510
4-1/2	ZA24R	5/8-11 NC	1/4	Zirconium	13300	10	80511
7	ZA24R	5/8-11 NC	1/4	Zirconium	8600	10	80512



TYPE 27 DEPRESSED CENTER WHEELS FOR COMBINATION GRINDING AND CUTTING

Aggressive, tough and long lasting. Ideal for jobs requiring cutting, notching and light grinding. Excellent for iron, mild steel, cast iron, bronze, stainless steel, normal ferrous and non-ferrous metals.

Diameter	Abrasive Type	Arbor Hole	Overall Width	Material	Max RPM	Std Pk	Item No.
4-1/2	A24R	7/8	1/8	Aluminum Oxide	13300	25	80513
5	A24R	7/8	1/8	Aluminum Oxide	12000	25	80514
4-1/2	A24R	5/8-11 NC	1/8	Aluminum Oxide	13300	10	80515
7	A24R	5/8-11 NC	1/8	Aluminum Oxide	8600	10	80516
9	A24R	5/8-11 NC	1/8	Aluminum Oxide	6800	10	80517



TYPE 27 DEPRESSED CENTER WHEELS FOR CUTTING

Durable bonds and fiberglass provide extremely fast cutting and long life. Reduces time per cut and excessive wheel changes. Added thickness of 80519 provides even longer life than the thinner counterpart. Ideal on steel and stainless steel.

Diameter	Abrasive Type	Arbor Hole	Overall Width	Material	Max RPM	Std Pk	Item No.
4-1/2	A60T	7/8	0.045	Aluminum Oxide	13300	25	80518
4-1/2	A60T	7/8	3/32	Aluminum Oxide	13300	25	80519
5	A24R	7/8	0.045	Aluminum Oxide	12000	25	80520
6	A60T	7/8	0.045	Aluminum Oxide	10000	25	80521



TYPE 27 SEMI-FLEXIBLE BLENDING AND GRINDING FABRICATOR WHEELS

Semi-flexible wheel that provides the ability to grind contoured surfaces. Does not load up on soft metals like aluminum and does not glaze on hard metals like stainless steel. Removes metal like a grinding wheel; creates a finish like a resin fiber disc. Ideal on carbon, stainless and cast steel, aluminum, brass and fiberglass.



Diameter	Abrasive Type	Arbor Hole	Overall Width	Max RPM	Std Pk	Item No.
4-1/2	A-M36	7/8	1/8	13300	25	80447
7	A-M36	5/8-11 NC	1/8	8600	10	80450

TYPE 1 WHEELS FOR CUTTING ON RIGHT ANGLE GRINDERS

Durable bonds and fiberglass provide extremely fast cutting and long life. Reduces time per cut and excessive wheel changes. Added thickness of 80523 provides even longer life than the thinner counterpart. Ideal on steel and stainless steel.



Diameter	Abrasive Type	Arbor Hole	Overall Width	Material	Max RPM	Std Pk	Item No.
4-1/2	A60T	7/8	0.045	Aluminum Oxide	13300	25	80522
4-1/2	A60T	7/8	3/32	Aluminum Oxide	13300	25	80523
5	A24R	7/8	0.045	Aluminum Oxide	12000	25	80524
6	A60T	7/8	0.045	Aluminum Oxide	10000	25	80525

TYPE 1 WHEELS FOR CUTTING ON DIE/PENCIL GRINDERS

Outside reinforced cutoff wheels provide burr-free cutting. Excellent on thin walled tubing.



Diameter	Abrasive Type	Arbor Hole	Overall Width	Material	Max RPM	Std Pk	Item No.
3	A36T	3/8	0.035	Aluminum Oxide	25000	100	80526
3	A60T	3/8	0.035	Aluminum Oxide	25000	100	80528
3	A36T	1/4	0.035	Aluminum Oxide	25000	100	80534
3	A60T	1/4	0.035	Aluminum Oxide	25000	100	80539
3	A60T	3/8	1/16	Aluminum Oxide	25000	50	80527
3	A36T	1/4	1/16	Aluminum Oxide	25000	50	80530
3	A60T	1/4	1/16	Aluminum Oxide	25000	50	80532
3	A36T	3/8	1/16	Aluminum Oxide	25000	50	80537
3	A24R	3/8	1/8	Aluminum Oxide	25000	25	80529
4	A60T	3/8	0.035	Aluminum Oxide	19000	100	80531
4	A36T	3/8	0.035	Aluminum Oxide	19000	100	80535
4	A60T	1/4	1/16	Aluminum Oxide	19000	50	80533
4	A60T	3/8	1/16	Aluminum Oxide	19000	50	80536
4	A24R	3/8	1/8	Aluminum Oxide	19000	25	80538

TYPE 1 WHEELS FOR CUTTING ON CHOP SAWS

Fast, burr-free cutting with long life. Great on steel and stainless steel.

Diameter	Abrasive Type	Arbor Hole	Overall Width	Material	Max RPM	Std Pk	Item No.
12	A60R	1	3/32	Aluminum Oxide	5092	10	80540
14	A60R	1	3/32	Aluminum Oxide	4365	10	80541



TYPE 1 WHEELS FOR CUTTING ON STATIONARY SAWS

Fast cutting, multi-purpose wheels deliver premium performance and extended life.

Diameter	Abrasive Type	Arbor Hole	Overall Width	Material	Max RPM	Std Pk	Item No.
10	A24R	5/8	1/8	Aluminum Oxide	6112	10	80542
12	A24R	1	1/8	Aluminum Oxide	5092	10	80543
14	A24R	1	1/8	Aluminum Oxide	4365	10	80544
16	A24R	1	5/32	Aluminum Oxide	3820	10	80545
20	A24R	1	3/16	Aluminum Oxide	3066	10	80546



ABRASIVE WHEEL ACCESSORIES

Description	Std Pk	Item No.	Clamshell
1/4" Drive Arbor Mandrel Max 4" Wheel	1	75000	75390
3/8" Drive Arbor Mandrel Max 4" Wheel	1	75001	75391
Adapts 7/8 To 5/8-11 For 7" & 9" Type 27 & 28	1	75002	




FLAP DISCS

Osborn Zirconia Alumina Flap Discs combine the jobs of grinding wheels and resin fiber discs into one simple tool. These discs combine aggressive grinding power, excellent blending and better surface finishing ability - performing up to 20 times the work of a resin fiber disc.

TYPE 29 PREMIUM FLAP DISCS

Ideal for finishing, deburring, metal prep and grinding. Excellent on stainless, carbon steel, non-ferrous and aluminum.



Diameter	Abrasive Type	Arbor Hole	Fill Material	Max RPM	Std Pk	Item No.
4-1/2	ZA36	7/8	Zirconia Alumina	13300	10	66322
4-1/2	ZA60	7/8	Zirconia Alumina	13300	10	66323
4-1/2	ZA80	7/8	Zirconia Alumina	13300	10	66324
4-1/2	ZA120	7/8	Zirconia Alumina	13300	10	66325
4-1/2	ZA36	5/8-11 NC	Zirconia Alumina	13300	10	66326
4-1/2	ZA60	5/8-11 NC	Zirconia Alumina	13300	10	66327
4-1/2	ZA80	5/8-11 NC	Zirconia Alumina	13300	10	66328
4-1/2	ZA120	5/8-11 NC	Zirconia Alumina	13300	10	66329
7	ZA24	7/8	Zirconia Alumina	8600	10	66330
7	ZA36	7/8	Zirconia Alumina	8600	10	66331
7	ZA60	7/8	Zirconia Alumina	8600	10	66332
7	ZA80	7/8	Zirconia Alumina	8600	10	66333
7	ZA24	5/8-11 NC	Zirconia Alumina	8600	10	66334
7	ZA36	5/8-11 NC	Zirconia Alumina	8600	10	66335
7	ZA60	5/8-11 NC	Zirconia Alumina	8600	10	66336
7	ZA80	5/8-11 NC	Zirconia Alumina	8600	10	66337

TYPE 27 HIGH DENSITY FLAP DISCS

Ideal for finishing, deburring, metal prep and grinding. Excellent on stainless, carbon steel, non-ferrous and aluminum. Added loft and flaps provide extended life and a cushioned feel. Replaces up to 40 resin fiber discs.



Diameter	Abrasive Type	Arbor Hole	Fill Material	Max RPM	Std Pk	Item No.
4-1/2	ZA40	7/8	Zirconia Alumina	13300	10	66338
4-1/2	ZA60	7/8	Zirconia Alumina	13300	10	66339
4-1/2	ZA80	7/8	Zirconia Alumina	13300	10	66340
4-1/2	ZA40	5/8-11 NC	Zirconia Alumina	13300	10	66341
4-1/2	ZA60	5/8-11 NC	Zirconia Alumina	13300	10	66342
4-1/2	ZA80	5/8-11 NC	Zirconia Alumina	13300	10	66343
7	ZA40	7/8	Zirconia Alumina	8600	10	66344
7	ZA60	7/8	Zirconia Alumina	8600	10	66345
7	ZA80	7/8	Zirconia Alumina	8600	10	66346
7	ZA40	5/8-11 NC	Zirconia Alumina	8600	10	66347
7	ZA60	5/8-11 NC	Zirconia Alumina	8600	10	66348
7	ZA80	5/8-11 NC	Zirconia Alumina	8600	10	66349

LOOSE BUFFING WHEEL

Made from selected discs of fine cotton sheeting joined by one circle of sewing around the hole. Provides moderate cutting action because of its extreme flexibility. Excellent for coloring most materials. (60/60, 40 ply)

Diameter	Arbor Hole	Fill Material	Rows Sewed	Std Pk.	Item No.
4	1	Cotton	1	12	40011
4	1	Cotton	1	200	40010
6	1	Cotton	1	12	40021
6	1	Cotton	1	125	40020
8	1	Cotton	1	12	40031
8	1	Cotton	1	125	40030
10	1	Cotton	1	12	40041
10	1	Cotton	1	125	40040



CANTON FLANNEL BUFFING WHEEL

Full discs of soft, fleecy flannel joined by two circles of tough lockstitch sewing (The 10" wheel has three rows of sewing). Ideal and safe to use with rouge on all precious metals. (60/60, 20 ply)

Diameter	Arbor Hole	Fill Material	Rows Sewed	Std Pk.	Item No.
4	1	Flannel	2	12	40111
4	1	Flannel	2	200	40110
6	1	Flannel	2	12	40121
6	1	Flannel	2	125	40120
8	1	Flannel	2	12	40131
8	1	Flannel	2	125	40130
10	1	Flannel	3	12	40161
10	1	Flannel	3	125	40160



SPIRAL SEWED BUFFING WHEEL

Constructed of high-grade cotton sheeting with tough continuous spiral sewing 1/4" apart. These dependable, long-wearing wheels are well suited for general-purpose shop use, particularly where coarse buffing is needed. (60/60, 40 ply)

Diameter	Arbor Hole	Fill Material	Std Pk.	Item No.
4	1	Cotton	12	40061
4	1	Cotton	200	40060
6	1	Cotton	12	40071
6	1	Cotton	125	40070
8	1	Cotton	12	40081
8	1	Cotton	125	40080
10	1	Cotton	12	40091
10	1	Cotton	125	40090



BUFFING WHEEL ADAPTER

Designed to quickly adapt buffing wheels to a different arbor hole size.

Adapter Fits AH	Arbor Hole	Item No.
1	1/2	46015
1	5/8	46016



Designed to give you consistent quality and economy. Each compound was developed for a specific type of operation, and is tube packed for clean, easy handling and protection from moisture.

STAINLESS STEEL COMPOUND

For fast cutting, high luster and uniform coloring on all ferrous metals and plastics. The exclusive abrasive material degreases well while maintaining its fineness and hardness. 12oz.



Item No.: **47010**

GREEN CHROME ROUGE

The best all-around coloring compound for bringing out maximum luster on stainless steel, cold-rolled steel and on a wide variety of other metals. 12oz.



Item No.: **47011**

WHITE COLORING COMPOUND

For coloring all kinds of metals, particularly aluminum, as well as plastics. Produces a brilliant, high-gloss finish, removes scratches and will not discolor. 12oz.



Item No.: **47012**

RED COLORING COMPOUND - JEWELER'S ROUGE

Made of the finest abrasives for coloring silver, gold and other exotic and precious metals. Brings out the natural color quickly, easily and safely. 12oz.

Item No.: **47013**



TRIPOLI

Features a medium-grease base with abrasive powder, making it ideal for heavy cuts on ferrous metals, especially brass and aluminum pewter. Also degreases extremely well. 12oz.

Item No.: **47014**



GREASE STICK

Excellent for lubricating polishing wheels and abrasive grit brushes, and preventing loading or glazing of the wheel or brush. Helps produce brighter, finer finishes while extending wheel and brush life. Also used for lubricating abrasive belts, metal saws, cutting tools and dies, and for processes where a stock or solid-type grease is required. 24oz.

Item No.: **47015**



MAINTENANCE BRUSHES

Osborn now offers a complete line of top grade janitorial products to fill every industrial janitorial need. Our cleaning tools are designed for fast, efficient and thorough cleaning, scrubbing and washing jobs.


MAINTENANCE BRUSHES



Special Maintenance Brush Request Form

End User _____
 Distributor _____
 Contact Name _____
 Address _____
 City _____ State _____ Zip _____
 Phone _____ Fax _____
 E-Mail _____
 Customer Drawing Available: Yes No

Brush Area Length	Brush Area Width	Fill Material	Trim Length	No. of Rows
Overall Length	Handle Type	Handle Hole <input type="radio"/> Threaded <input type="radio"/> Tapered <input type="radio"/> Flexsweep <input type="radio"/> Strip	Block Thickness	Block Material



Special Requirements _____

Metal Components: Stainless Steel Carbon Steel Other
 Density: Light Medium Heavy

Comp. to Stock Product # _____ Variation _____
 Method now being used _____

Price & Desc. if Competitor Brush _____

Stock Brushes Tested _____ Result _____
 Yearly Potential _____ Order Quantity _____

Application _____
 Comments: _____

OSBORN
INTERNATIONAL
A Unit of Jason Incorporated

5401 Hamilton Ave.
 Cleveland OH 44114
 Phone: (800) 720-3358 (216) 361-1900
 Fax: (216) 361-1913
 www.osborn.com
 marketsupport@osborn.com


FLOOR BROOMS

Brush blocks are kiln-dried, top quality hardwood, coated with a clear moisture-resistant sealer for long life and resistance to oil and chemicals.

Fill materials are carefully selected grades of horsehair, natural fibers, synthetics and wire, as well as a wide range of mixtures.

Fill materials are what make the difference with Osborn maintenance brushes. Osborn brushes are heavily filled with carefully selected high-grade natural and synthetic fill material, which means our brushes perform better in cleaning, scrubbing and sweeping.

Note: To reduce "setting" of the bristles, store floor brushes with no weight against the fill material. This will prolong brush life and help preserve effectiveness. Periodically repositioning the handle to the opposite side of the block will also increase brush life and improve efficiency.



NATURAL FILL MATERIALS

Horsehair - Long-lasting horsehair fiber, suitable for fine, light-duty sweeping only.

Tampico - Fiber that performs equally well on wet or dry surfaces in medium applications.

Bassine - Prime oiled fiber, resistant to moisture, for heavy-duty use.

Palmyra - Ideal for rough wet or dry sweeping in heavy-duty applications. Can be washed out.

SYNTHETIC FILL MATERIALS

Polypro - Excellent for both wet and dry applications. Resistant to acids and caustics. Can be used in various sweeping applications.

Styrene - Offers high resistance to most common solvents such as gasoline, kerosene, etc. Can be used in various sweeping applications.

Synthetic Horsehair - Economical horsehair substitute that performs equally to natural fiber.

Durapalm - Economical, synthetic palmyra substitute with improved characteristics over natural fiber.

MASTER SWEEP CLASSIC FLOOR BROOMS

These popular brooms have returned to the Osborn product line at your request! The Master Sweep Classic floor brush is a premium floor brush for industrial use. The top quality, coated hardwood blocks are densely packed with the fill material of your choice for long brush life. These brushes use standard threaded handles that also work with many other Osborn brush products. The Master Sweep Classic is a high quality, durable floor brush.

Block Length	Fill Material	Trim Length	Std Pk	Item No.
--------------	---------------	-------------	--------	----------

Fine Sweeping

14	Black Horsehair	2-3/4	1	52005
18	Black Horsehair	2-3/4	1	52007
24	Black Horsehair	2-3/4	1	52008
30	Black Horsehair	2-3/4	1	52009
36	Black Horsehair	2-3/4	1	52010
18	Gold Flagged Styrene	2-3/4	1	52011
24	Gold Flagged Styrene	2-3/4	1	52012
30	Gold Flagged Styrene	2-3/4	1	52013
36	Gold Flagged Styrene	2-3/4	1	52014

Medium Sweeping

14	Black Tampico Fiber	2-3/4	1	52022
18	Black Tampico Fiber	2-3/4	1	52024
24	Black Tampico Fiber	2-3/4	1	52025
30	Black Tampico Fiber	2-3/4	1	52033
36	Black Tampico Fiber	2-3/4	1	52034
18	Gold Flagged & Black Styrene	2-3/4	1	52070
24	Gold Flagged & Black Styrene	2-3/4	1	52071
30	Gold Flagged & Black Styrene	2-3/4	1	52072
36	Gold Flagged & Black Styrene	2-3/4	1	52073
18	Medium Brown Styrene	3	1	52031
24	Medium Brown Styrene	3	1	52032

Coarse Sweeping

18	Coarse Brown Styrene	3-1/4	1	52040
24	Coarse Brown Styrene	3-1/4	1	52041
30	Coarse Brown Styrene	3-1/4	1	52042
36	Coarse Brown Styrene	3-1/4	1	52048
18	Red Tampico/Wire & Red Tampico	2-3/4	1	52037
24	Red Tampico/Wire & Red Tampico	2-3/4	1	52038
30	Red Tampico/Wire & Red Tampico	2-3/4	1	52035
36	Red Tampico/Wire & Red Tampico	2-3/4	1	52036
18	Black Bassine Fiber	3-7/8	1	52044
24	Black Bassine Fiber	3-7/8	1	52045
30	Black Bassine Fiber	3-7/8	1	52046
36	Black Bassine Fiber	3-7/8	1	52047

Garage Sweeping

24	Brown Palmyra	3-7/8	1	52049
36	Brown Palmyra	3-7/8	1	52050

Street Sweeping

16-7/16	Red Palmyra	6-1/4	12	52054*
16-7/16	Red Palmyra	7-1/4	12	52053*
16-7/16	Brown Durapalm	6-1/4	12	52051*

* Uses a standard tapered handle, all others use threaded handle.



Black Horsehair

Brown Palmyra

Black Bassine

Coarse Brown Styrene

Gold Flagged & Black Styrene

Brown Durapalm

Gold Flagged Styrene

Red Tampico/Wire & Red Tampico

Medium Brown Styrene

Black Tampico




See Page 151 for handles



FLEXSWEEP FLOOR BROOMS

Osborn Flexsweep blocks are lacquered hardwood maple and include a revolutionary new brace design. The compact shape of the brace allows the broom to reach confined areas like corners and shelves, unlike full block brace designs. Its urethane construction absorbs shock from impact and allows the broom to flex slightly, lessening fatigue and extending block life. The handle is firmly attached to the block without threads, providing extra strength and preventing handle wear.



Black Horsehair

Black Bassine

Brown Palmyra

Coarse Brown Styrene

Gold Flagged & Black Styrene

Medium Brown Styrene

Red Tampico/Wire & Red Tampico

Gold Flagged Styrene

Black Tampico

Block Length	Fill Material	Trim Length	Std Pk	Item No.
--------------	---------------	-------------	--------	----------

Fine Sweeping

14	Black Horsehair	3	1	52300
18	Black Horsehair	3	1	52301
24	Black Horsehair	3	1	52302
30	Black Horsehair	3	1	52303
36	Black Horsehair	3	1	52304
18	Gold Flagged Styrene	3	1	52306
24	Gold Flagged Styrene	3	1	52307
30	Gold Flagged Styrene	3	1	52308
36	Gold Flagged Styrene	3	1	52309

Medium Sweeping

14	Black Tampico	3	1	52310
18	Black Tampico	3	1	52311
24	Black Tampico	3	1	52312
30	Black Tampico	3	1	52313
36	Black Tampico	3	1	52314
18	Gold Flagged & Black Styrene	3	1	52321
24	Gold Flagged & Black Styrene	3	1	52322
30	Gold Flagged & Black Styrene	3	1	52323
18	Medium Brown Styrene	3	1	52316
24	Medium Brown Styrene	3	1	52317

Coarse Sweeping

18	Coarse Brown Styrene	3-1/4	1	52326
24	Coarse Brown Styrene	3-1/4	1	52327
30	Coarse Brown Styrene	3-1/4	1	52328
18	Red Tampico/Wire & Red Tampico	3	1	52331
24	Red Tampico/Wire & Red Tampico	3	1	52332
14	Black Bassine	3-7/8	1	52335
18	Black Bassine	3-7/8	1	52336
24	Black Bassine	3-7/8	1	52337
30	Black Bassine	3-7/8	1	52338
36	Black Bassine	3-7/8	1	52339

Garage Sweeping

24	Brown Palmyra	3-7/8	1	52342
36	Brown Palmyra	3-7/8	1	52344

Length	Diameter	Std Pk	Item No.
60	1	12	77006

Note: Osborn recommends using a 7/16" box wrench for assembly



ECONOMY FLOOR BROOMS

The Economy line of floor brooms from Osborn is a durable, economical line of quality products for both industrial and DIY applications. Each block has threaded holes for wood or fiberglass handles, and all fill materials are staple set for longer service life.

Block Length	Fill Material	Trim Length	Std Pk	Item No.
--------------	---------------	-------------	--------	----------

Fine Sweeping

14	Black Horsehair	2-3/4	1	81283
18	Black Horsehair	2-3/4	1	81284
24	Black Horsehair	2-3/4	1	81285
18	Brown Synthetic Horsehair	2-3/4	1	81201
24	Brown Synthetic Horsehair	2-3/4	1	81202
18	Blue Flagged Polypro	2-3/4	1	81206
24	Blue Flagged Polypro	2-3/4	1	81207
30	Blue Flagged Polypro	2-3/4	1	81208
36	Blue Flagged Polypro	2-3/4	1	81209

Medium Sweeping

18	Black Tampico	2-3/4	1	81211
24	Black Tampico	2-3/4	1	81212
30	Black Tampico	2-3/4	1	81213
36	Black Tampico	2-3/4	1	81214
14	Light Blue Polypro & Dark Blue Polypro	2-3/4	1	81215
18	Light Blue Polypro & Dark Blue Polypro	2-3/4	1	81216
24	Light Blue Polypro & Dark Blue Polypro	2-3/4	1	81217
18	Black Polypro	2-3/4	1	81221
24	Black Polypro	2-3/4	1	81222
14	Black Tampico & Mix	2-3/4	1	81225
18	Black Tampico & Mix	2-3/4	1	81226
24	Black Tampico & Mix	2-3/4	1	81227
18	Black Poly/Horsehair	2-3/4	1	81231
24	Black Poly/Horsehair	2-3/4	1	81232
30	Black Poly/Horsehair	2-3/4	1	81233
36	Black Poly/Horsehair	2-3/4	1	81234
18	Medium Brown Styrene	2-3/4	1	81289
24	Medium Brown Styrene	2-3/4	1	81290

Coarse Sweeping

18	Blue Polypro	2-3/4	1	81236
24	Blue Polypro	2-3/4	1	81237
30	Blue Polypro	2-3/4	1	81238
36	Blue Polypro	2-3/4	1	81239
18	Red Tampico/Wire Mix	2-3/4	1	81241
24	Red Tampico/Wire Mix	2-3/4	1	81242
18	Brown Palmyra/Black Tampico	2-3/4	1	81246
24	Brown Palmyra/Black Tampico	2-3/4	1	81247
30	Brown Palmyra/Black Tampico	2-3/4	1	81248
18	Coarse Brown Styrene	3-1/4	1	81294
24	Coarse Brown Styrene	3-1/4	1	81295
30	Coarse Brown Styrene	3-1/4	1	81296
14	Black Bassine	3-7/8	1	81298
18	Black Bassine	3-7/8	1	81299
24	Black Bassine	3-7/8	1	81300
30	Black Bassine	3-7/8	1	81301

Garage Sweeping

14	Brown Palmyra	3-7/8	1	81250
18	Brown Palmyra	3-7/8	1	81251
24	Brown Palmyra	3-7/8	1	81252
30	Brown Palmyra	3-7/8	1	81253
36	Brown Palmyra	3-7/8	1	81254
18	Brown Durapalm	4	1	81256
24	Brown Durapalm	4	1	81257



Brown Synthetic Horsehair

Black Polypro

Brown Palmyra

Black Tampico

Light Blue Polypro & Dark Blue Polypro

Black Tampico & Mix

Brown Palmyra/Black Tampico

Blue Polypro

Red Tampico/Wire Mix

Blue Flagged Polypro

Black Polypro/Horsehair

Brown Durapalm



Uses Standard Threaded Handles. See Page 151

ECONOMY FLOOR BROOMS - PLASTIC BLOCK

Plastic Block Floor Brooms are commonly used in food service operations.



Block Length	Fill Material	Trim Length	Std Pk	Item No.
--------------	---------------	-------------	--------	----------

Fine Sweeping

18	Silver Flagged Polypro	3	1	81264
24	Silver Flagged Polypro	3	1	81265

Medium Sweeping

18	Blue Polypro	3	1	81279
24	Blue Polypro	3	1	81280
18	Maroon Polypro	3	1	81269
24	Maroon Polypro	3	1	81270

Coarse Sweeping

18	Safety Orange Polypro	3-1/4	1	81274
24	Safety Orange Polypro	3-1/4	1	81275

ECONOMY STREET BROOMS

A durable, economical street broom.



Block Length	Block Width	Fill Material	Trim Length	Std Pk	Item No.
--------------	-------------	---------------	-------------	--------	----------

Street Sweeping

16-7/16	3-1/2	Brown Polypro	5	6	81261
16-7/16	3-1/2	Red Palmyra	6-1/4	12	81260
16-7/16	3-1/2	Safety Orange Polypro	5	12	81262

REUSABLE FLOOR BRUSH BRACE

Sturdy, metal-plated (rust resistant) braces provide additional support and fit all handle sizes.

Brace	Std Pk	Item No.
Full	12	75144
Handle	1	75115



Handle



Full

WIRE BROOM - BLOCK STYLE

Great for sweeping or scrubbing uneven and rough surfaces such as cement, stone, or street pavement. Also for cleaning industrial ovens, brick and concrete.

Block Length	Block Width	Fill Material	Rows Wide	Trim Length	Brush Face	Std Pk	Item No.
12	2-3/8	Steel	4	5	11 x 2	12	52060
12	2-3/8	Steel	6	2-1/2	12-1/2 x 2-1/2	6	52061
14	2-1/4	Steel	3	3-3/4	15 x 1-3/4	12	56771



Uses Standard
Tapered Handles.
See Page 151



UPRIGHT CORN BROOM

Osborn Upright Brooms are excellent for a wide variety of applications: wet sweeping, heavy industrial use and all-purpose easy sweeping.

Trim Length	Approx. Flare	Fill Material	Handle Dia.	Handle Length	Overall Length	Binding	Std Pk	Item No.
10	11	Palmyra Fiber	1	40	54	Wire	6	75149
14	10	Corn/Grass Blend	15/16	39	53	Sewed	6	75148
16	10	Corn/Grass Blend	7/8	39-1/2	55-1/2	Sewed	6	75312
16	10	Corn/Grass Blend	7/8	39-1/2	55-1/2	Sewed	6	75313
17	11	Corn/Grass Blend	1-1/8	39	56	Wire	6	75146
17	10	Corn/Rattan Blend	1-1/8	39	56	Sewed	6	75147
17-1/4	11	Corn/Grass Blend	1-1/8	39-1/2	56-1/2	Sewed	6	75314
17-1/4	11	100% Corn	1-1/8	39-1/2	56-1/2	Sewed	6	75315
17-1/4	11	Corn/Grass Blend	1-1/8	39-1/2	56-1/2	Sewed	6	75316
17-1/4	11	Corn/Grass Blend	1-1/8	39-1/2	56-1/2	Sewed	6	75317



STRIP BROOMS

Efficient and economical floor brooms make quick work of dirt and debris on all types of surfaces. Lightweight construction means less fatigue for the user. Corrosion resistant frame is firmly embedded with tough, top quality bristles for top performance.



Fine Sweeping: Excellent on any smooth surface such as wood, tile or linoleum.



Medium Sweeping: Use on wood, concrete and semi-rough floors. A rugged factory brush for dry, wet and oily surfaces.



Coarse Sweeping: Excellent for sweeping extra-heavy dirt, debris, gravel, chips, etc. Use on rough, dry, wet, oily or greasy surfaces.

Brush Area Length	Fill Material	Trim Length	Std Pk	Item No.
-------------------	---------------	-------------	--------	----------

Fine Sweeping

18	Blue Flagged Synthetic	3-3/8	1	52122
24	Blue Flagged Synthetic	3-3/8	1	52123

Medium Sweeping

18	Gray Crimped Synthetic	3-3/8	1	52110
24	Gray Crimped Synthetic	3-3/8	1	52111

Coarse Sweeping

18	Red Tampico Mix / Palmyra	3-3/8	1	52118
24	Red Tampico Mix / Palmyra	3-3/8	1	52119
18	Black Crimped Synthetic	3-3/8	1	52114
24	Black Crimped Synthetic	3-3/8	1	52115

STRIP HANDLE WITH METAL BRACKET

Used with strip brooms, primarily in the food industry.

Diameter	Overall Length	Handle Type	Std Pk	Item No.
1	60	Wood	12	77025



FLAT WIRE TRACK BROOM

Especially suited for cleaning curves, frogs and switches. Chisel end handle.

Fill Material	Block Length	Block Width	Trim Length	Rows Wide	Brush Face	Std Pk	Item No.
Steel	9-1/4	1-3/8	4-1/2	3	9 x 1	12	52062




TRACK BROOM

Metal components are galvanized to prevent rusting. Large diameter pliable filaments provide good flicking action to remove packed snow and ice and resist breakage in cold weather.

Overall Length	Width	Trim Length	Fill Material	Handle Diameter	Chistle	Std Pk	Item No.
54	9	8-1/2	Brown Polypro	1-1/8	N/A	6	99501
57	9	8-1/2	Brown Polypro	1-1/8	Steel	6	99500
59	9	10-1/2	Brown Polypro	1-1/8	Steel	6	99502

Chisel end handle available on 99500 and 99502



THREADED WOOD HANDLE

With threaded wood end or threaded metal attachment.

Diameter	Overall Length	Thread Type	Std Pk	Item No.
15/16	60	Metal	12	77015
1-1/8	60	Metal	12	77016
15/16	60	Wood	12	77003
15/16	60	Wood	12	81002
1-1/8	60	Wood	12	77004
15/16	72	Wood	12	77014



TAPERED WOOD HANDLE

Natural finish wood with tapered ends for use with all street brooms, deck scrubs and squeegees.

Diameter	Overall Length	Std Pk	Item No.
1-1/8	54	12	83011
1-1/8	56	12	77005
1-1/8	60	12	77017
1	72	12	77010



TELESCOPING HANDLES

Quality lightweight aluminum construction with threaded ends. Access out of reach areas without the use of a ladder.

Material	Max. Length	Min. Length	Std Pk	Item No.
Aluminum	8	4	6	52413
Aluminum	12	6	6	52414



FIBERGLASS BROOM HANDLE

Strong, lightweight broom handle commonly used in food service and preparation industries, and other specialized industrial environments.

Diameter	Handle Length	Handle Type	Handle End	Std Pk	Item No.
1	60	Fiberglass	Nylon Thread	12	77020



STEEL HANDLE - METAL THREAD

Diameter	Overall Length	Handle Type	Std Pk	Item No.
7/8	60	Metal	12	77018



PLASTIC HANDLE SAVER

Used to provide extra handle life. Cut off old threads before using.

Diameter	Overall Length	Std Pk	Item No.
15/16	2-3/4	12	75154



WINDOW SQUEEGEE - HEAVY DUTY

Osborn Window Squeegees are rigidly constructed for long, dependable service with plated-steel handles and aluminum frames.



Overall Width	Std Pk	Item No.
12	12	75450
18	12	75452

WINDOW SQUEEGEE - MEDIUM DUTY DISPOSABLE



Overall Width	Std Pk	Item No.
8	12	75454
14	12	75456

FLOOR SQUEEGEE



Osborn floor squeegees feature a two-piece construction with heavy-gage, zinc-plated steel handles and retaining strips. Blades are 1/4" thick by 2" wide black neoprene or black rubber.

Overall Width	Description	Std Pk	Item No.
18	Curved - Black Rubber	12	52406
18	Straight - Black Neoprene	12	75470
24	Curved - Black Neoprene	12	75476
24	Curved - Black Rubber	12	52407
24	Replacement - Black Neoprene	12	75482
24	Straight - Black Neoprene	12	75472
30	Curved - Black Rubber	12	52408
30	Straight - Black Neoprene	12	75474
36	Curved - Black Rubber	12	52409


SQUEEGEE HANDLE

Diameter	Overall Length	Handle End	Std Pk	Item No.
1	72	Tapered	12	77010



MICROFIBER MOP SYSTEM

Tiny microfibers penetrate microscopic surface pores of most floors/walls. Hooks along each fiber act as tiny brushes scraping up dirt, dust, and other soils. The microfiber has a positive charge, which attracts negatively charged dirt particles. Once dust is attracted, it is trapped and held in the mop so as not to redistribute particles around the room. A microfiber pad holds up to six times its weight in water and is also launderable/reusable.



MICROFIBER PADS

Length	Width	Std Pk	Item No.
18	5	10	52384
24	5	10	52386
36	5	10	52388



MICROFIBER FRAMES

For use with microfiber pads. Lightweight and easy to use. Uses 52392 telescopic aluminum handle.

Length	Width	Material	Std Pk	Item No.
18	5	Aluminum	12	52383
24	5	Aluminum	12	52385
36	5	Aluminum	12	52387



MICROFIBER TELESCOPING POLE

Lightweight aluminum telescopic handle for use with microfiber mop system. This pole can extend to 70" for convenience in hard to reach areas. Lightweight and easy to use.

Length	Material	Std Pk	Item No.
70	Aluminum	6	52392



DUST MOP HEADS

Utilitarian Dust Mops - Economical 4-ply cotton yarn. Fits 5" wide frames. Pretreated and individually bagged. A cost-effective, durable mop for industrial use.

Traditional Dust Mops - Keyhole construction fits 5" wide frames. The polyester backing is reinforced at critical wear points for longer life. Uses 100% premium 4-ply cotton yarn for longer life. Yarn is securely sewn directly onto mop with lock stitches.

Ultra Performance Dust Mops - Premium nylon yarn. Keyhole construction fits 5" wide frames. Yarn securely sewn directly onto mop with lock stitches. Reinforced at critical wear points. The lint free, heat set nylon yarn has cut end construction for superior mopping action. These preshrunk mops are launderable and dry quickly.



Length	Width	Material	Backing	Style	Std Pk	Item No.
18	5	4-ply Cotton	Typar	Utilitarian	12	52348
24	5	4-ply Cotton	Typar	Utilitarian	12	52349
36	5	4-ply Cotton	Typar	Utilitarian	12	52350
18	5	4-ply Cotton (Premium)	Polyester	Traditional	12	52351
24	5	4-ply Cotton (Premium)	Polyester	Traditional	12	52352
36	5	4-ply Cotton (Premium)	Polyester	Traditional	12	52353
18	5	Nylon	Polyester	Ultra Performance	12	52354
24	5	Nylon	Polyester	Ultra Performance	12	52355
36	5	Nylon	Polyester	Ultra Performance	12	52356

WEDGE FLOOR MOP


This mini-mop comes in either 100% premium cotton or nylon. It is excellent to use in hard to reach areas. Ideal for dust pick up in smaller area.



Length	Width	Material	Backing	Style	Std Pk	Item No.
10	5	4-ply Cotton (Premium)	Polyester	Keystone	24	52360
10	5	Nylon	Polyester	Keystone	24	52361

DUST MOP FRAMES

Length	Width	Material	Std Pk	Item No.
18	5	Black Powder Coated Wire	12	52357
24	5	Black Powder Coated Wire	12	52358
36	5	Black Powder Coated Wire	12	52359



WEDGE MOP FRAMES

Steel body. Lightweight and easy to use. For use with wedge style dust mop.

Length	Width	Std Pk	Item No.
10	5	12	52362



DUST MOP HANDLES

Handles for Osborn Dust Mops, and Wedge Floor Mops.

Diameter	Overall Length	Handle Type	Std Pk	Item No.
7/8	60	Steel	12	52364
7/8	60	Wood	12	52363



WET MOP HEAD



Utilitarian Wet Mops - Good quality 4-ply cotton yarn. Great economical wet mop. Individually bagged.

Traditional Wet Mop - Best quality 4-ply cotton yarn for excellent absorption and release characteristics. Individually bagged.

High Performance Wet Mop - Industrial strength 4-ply cotton/synthetic blend yarn for superior absorption and release characteristics for dry floor mopping. Looped end eliminates unraveling, shedding, while extending mop life. Individually bagged for cleanliness and ease of handling.

Finishing Mops - Synthetic blend. Great for floor finishing applications.



Material	Headband	Weight (oz.)	Construction	Style	Std Pk	Item No.
4-ply Cotton	1 Poly	16	Cut end	Utilitarian	12	52369
4-ply Cotton	1 Poly	20	Cut end	Utilitarian	12	52370
4-ply Cotton	1 Poly	24	Cut end	Utilitarian	12	52371
4-ply Cotton	1 Poly	32	Cut end	Utilitarian	6	52372
4-ply Cotton (Premium)	1 1/4 Mesh	16	Cut end	Traditional	12	52365
4-ply Cotton (Premium)	1 1/4 Mesh	20	Cut end	Traditional	12	52366
4-ply Cotton (Premium)	1 1/4 Mesh	24	Cut end	Traditional	12	52367
4-ply Cotton (Premium)	1 1/4 Mesh	32	Cut end	Traditional	6	52368
4-ply Cotton/Synthetic Blend	1 1/4 Mesh	16	Loop End	High Performance	12	52373
4-ply Cotton/Synthetic Blend	1 1/4 Mesh	20	Loop End	High Performance	12	52374
4-ply Cotton/Synthetic Blend	1 1/4 Mesh	24	Loop End	High Performance	12	52375
4-ply Cotton/Synthetic Blend	1 1/4 Mesh	32	Loop End	High Performance	6	52376
Synthetic Blend	5 Mesh	16	Loop-End	Finishing Mops	12	52377
Synthetic Blend	5 Mesh	20	Loop-End	Finishing Mops	12	52378

WET MOP HANDLES



Adjustable spring lock & stirrup handles - never touch a dirty mop again. One size fits all wet mops. All handles are lightweight, adjustable, and easy to use.

Style	Diameter	Handle Material	Overall Length	Std Pk	Item No.
Spring Lock	1	Aluminum	60	6	52380
Spring Lock	1	Fiberglass	60	6	52391
Spring Lock	1	Wood	60	6	52379
Stirrup	1	Vinyl Coated Steel	60	6	52381



SPONGE MOPS

Ideal for small areas and quick cleaning.

Width	Overall Length	Description	Std Pk	Item No.
12	52-1/2	Steel Sponge Mop with Cellulose Head	6	52402
12		Replacement Head	12	52403



BUCKET WRINGER

Capacity (qts)	Depth	Length	Width	Divider	Std Pk	Item No.
26-35	11-7/8	18-3/8	15-5/16	No	1	52419
26-35	11-7/8	18-3/8	15-5/16	Yes	1	52418



LOBBY BROOM & DUST PAN

Mixed fiber, three sew broom.



Fill	Handle Length	Flair	Std Pk	Item No.
Mixed Fiber	27-3/4	7	6	75311
Mixed Fiber	29	9	6	52411

Industrial strength, plastic lobby dust pan.
Hang hole on handle for convenient storage.



Total Height	Width	Std Pk	Item No.
35	11	6	52404

DUST PAN

Heavy-duty plastic dust pan.



Width	Std Pk	Item No.
12	12	52405

ANGLE BROOMS



Width	Total Length	Trim length at peak	Fill Material	Std Pk	Item No.
7	53	6-1/4	Yellow Flagged Plastic	12	52400
12	55	6-1/4	Yellow Flagged Plastic	6	52401

OSTRICH DUSTER

Natural oils in the ostrich feathers attract dust from even the tiniest of crevices. Soft feathers will not scratch surfaces. Great for dusting plants, mini-blinds, and more.



Length	Std Pk	Item No.
13	12	52390

STIFF BASSINE WHISK BRUSH

For industrial and shipyard use. Fiber is held in a metal band and reinforced with a heavy wire binding.

Overall Length	Overall Width	Fill Material	Trim Length	Std Pk	Item No.
9-1/2	4	Black Bassine	6	12	56002



FLEXIBLE BASSINE WHISK BRUSH

For brushing away coarse material. Water resistant. Fiber is bound in wire holder.

Overall Length	Overall Width	Fill Material	Trim Length	Std Pk	Item No.
9	4	Black Bassine	5-3/4	12	56003



CORN WHISK BROOM - METAL CAP

For factory, office or home. Whisks away lint, dust and fine dirt.

Overall Length	Overall Width	Fill Material	Trim Length	Std Pk	Item No.
10-1/2	6	Corn	9	12	56001
13	7	Corn/Grass Blend	11	12	75310



CORN WHISK BROOM - PLASTIC CAP

Overall Length	Overall Width	Fill Material	Trim Length	Std Pk	Item No.
11	7	Corn/Grass Blend	5-1/2	12	75150



LONG HANDLE DUSTER BRUSH

Designed for cleaning of narrow, confined areas.

Brush Area Length	Brush Area Width	Overall Length	Fill Material	Rows Wide	Trim Length	Std Pk	Item No.
7	3/8	24-1/4	Black Horsehair	1	1-13/16	12	54010



COUNTER DUSTERS

Osborn's counter duster blocks are available in both wood and plastic. The wood blocks are kiln-dried, top quality hardwood, coated with a clear moisture-resistant sealer for long life and resistance to oils and chemicals. The plastic blocks are light weight and durable. Fill materials are firmly staple set. All have a hang-up hole in the handle end for convenient storing.

FINE COUNTER DUSTER

For fine or light applications.



Brush Area Length	Fill Material	Trim Length	Std Pk	Item No.
8	Black Horsehair	2-1/4	12	54002
8	Black Horsehair	2-1/2	12	54001
8	Gold Styrene	2-1/2	12	54096
9	Black Horsehair	2-1/4	12	54003

COARSE COUNTER DUSTER

Excellent shop brushes for heavier material removal, general factory and store dusting.



Brush Area Length	Fill Material	Trim Length	Std Pk	Item No.
8	Black Tampico	2-1/2	12	54005
8	Grey Tampico	2	12	54007
8	Nylon	1-7/8	12	54006
9	Black Tampico	2-7/8	12	54004

CURVED DUSTER

Features curved end to facilitate cleaning in corners.



Brush Area Length	Fill Material	Trim Length	Std Pk	Item No.
10	Grey Tampico	2-1/2	12	54008

COUNTER DUSTER - PLASTIC BLOCK

Light weight and durable. Excellent for general dusting and cleaning.



Brush Area Length	Fill Material	Trim Length	Std Pk	Item No.
8	Light Blue Polypro	2-1/2	12	54201
8	Black Tampico	2-1/2	12	54200

ECONOMY COUNTER DUSTER

Sturdy, light-weight brushing tools. Recommended for dusting and chip removal. Can be used wet or dry, will not load.



Brush Area Length	Fill Material	Trim Length	Std Pk	Item No.
8	Black Tampico	2-1/2	12	81003
8	Lt. Blue Polypro	2-1/2	12	81004

BOWL BRUSH - LONG SOLID WOOD HANDLE

Sturdy twisted wire construction.

Brush Dia.	Overall Length	Fill Material	Handle Length	Std Pk	Item No.
5	17	Mixed Hair and Fiber	12	12	54080
5	20	White Tampico	15	12	54081



BOWL BRUSH - PLASTIC HANDLE

White tampico, twisted wire.

Brush Head Size	Fill	Total Length	Std Pk	Item No.
4"x5"	White Tampico	16	24	52416



ECONOMY BOWL BRUSH - LONG SOLID WOOD HANDLE

Brush Area Width	Brush Area Length	Overall Length	Fill Material	Std Pk	Item No.
4	5-1/2	17	Tampico	24	75125



BOWL MOP - PLASTIC HANDLE

Wring out the mop without ever touching the tool.

Handle Length	Material	Std Pk	Item No.
12	Acid-Resistant White Yarn	10	52417



TOILET BOWL PLUNGER

Heavy-duty industrial plunger, designed for tough jobs.

Diameter	Length	Std Pk	Item No.
5-5/8	21	12	52415



BOTTLE BRUSH - LONG WOOD HANDLE

Brush Dia.	Brush Area Length	Fill Material	Handle Length	Std Pk	Item No.
2	6	Black Synthetic/Horsehair Mixed	9-3/4	12	56005



FOUNTAIN BRUSHES & HANDLE

Flow-through plastic blocks can be used with any standard threaded, tapered, flow-through, or telescoping handle, as indicated.

Block Type	Brush Area Length	Brush Area Width	Fill Material	Handle Types	Trim Length	Shape	Std Pk	Item No.
Plastic	4-3/4	4-3/4	Flagged Gold Synthetic	Threaded/Tapered/Flow-through	2-1/2	Round	6	54216
Plastic	8	2-1/2	Synthetic Brown Horse Hair	Threaded/Flow-through	2-1/2	Oblong	12	54218
Plastic	10	2-1/2	White Tampico	Threaded/Tapered/Flow-through	2-1/2	Oblong	12	54217

Flow-through handle. Threaded to fit all standard brushes. Brass fitting fits 3/4" garden hose thread. This garden hose thread allows for easy use.



Hole Diameter	Length	Material	Std Pk	Item No.
5/8	60	Steel with Baked Green Enamel Finish	12	52382



WINDOW BRUSH

Recommended for general use. Two tapered handle holes, or one tapered & one threaded.

Brush Area Length	Brush Area Width	Handle Types	Fill Material	Trim Length	Shape	Block Type	Std Pk	Item No.
4-3/4	4-3/4	Tapered	Pure Black Horsehair	2-1/2	Round	Wood	6	54060
4-3/4	4-3/4	Tapered and Threaded	Flagged Gold Synthetic	2-1/2	Round	Plastic	6	54213
8	2-1/2	Tapered	Pure Black Horsehair	2-1/2	Oblong	Wood	12	54061
8	2-1/2	Tapered	White Tampico	2-1/2	Oblong	Wood	12	54062
10	2-1/2	Tapered	Synthetic Brown Horse Hair	2-1/2	Oblong	Plastic	12	54215
10	2-1/2	Tapered	White Tampico	2-1/2	Oblong	Plastic	12	54214



DUAL SERVICE SCRUB BRUSH

Dual-angled scrub brush. Great for cleaning baseboards and corners. No need to change brushes.



Brush Area Length	Brush Area Width	Fill Material	Trim Length	Std Pk	Item No.
10	2-3/4	Dark Blue Polypro	1-3/4	12	54222



CAR WASHER BRUSH - PLASTIC BLOCK

This brush is heavily filled. Designed for rail and bus transportation companies. Two handle holes, one threaded, one tapered, staple set.

Brush Area Length	Brush Area Width	Fill Material	Trim Length	Std Pk	Item No.
10	2-1/2	Grey Fiber	2-1/2	1	56200



TIRE CLEANING BRUSH - PLASTIC HANDLE

Used in light to heavy duty scouring.

Brush Area Length	Brush Area Width	Overall Length	Overall Width	Fill Material	Trim Length	Std Pk	Item No.
2-3/4	2-1/4	8-1/4	2-1/2	Brass	9/16	12	71150
2-3/4	2-1/4	8-1/4	2-1/2	White Polypro	9/16	12	71151



RADIATOR BRUSH - LONG WOOD HANDLE

Ideally suited for use in confined areas.

Brush Width	Overall Length	Fill Material	Trim Length	Std Pk	Item No.
1	15-3/4	Pure China Bristle	1-7/8	12	70900
2	16	Pure China Bristle	1-7/8	12	70901
4	20-1/2	Pure China Bristle	1-1/2	6	70902



UTILITY BRUSH - LONG WOOD HANDLE

Fiber is tightly woven into spiral grooves.

Diameter	Brush Area Length	Overall Length	Fill Material	Std Pk	Item No.
3-1/4	4-1/2	16-1/2	Mixed Tampico Fiber	12	56006
3-1/2	6-1/2	24	Tampico Fiber	12	56007



MOLDER'S SOFT BRUSH

Staple set, solid hardwood block.

Brush Area Length	Brush Area Width	Fill Material	Rows Wide	Trim Length	Std Pk	Item No.
9	1-1/8	Black Horsehair	4	2-7/8	12	54011



NAIL BRUSH - WOOD BLOCK

For general-purpose cleaning: parts, washers, upholstery, carpets, vegetables. Also excellent for cleaning hands and nails.

Brush Area Length	Brush Area Width	Fill Material	Rows Wide	Trim Length	Std Pk	Item No.
3-3/4	1-11/16	Tan Polypro	7	5/8	12	54082
3-3/4	1-11/16	White Tampico	7	5/8	12	54079



UTILITY SCRUB BRUSH - SHORT HANDLE

Solid block, staple set, oval trim.



Brush Area Length	Brush Area Width	Overall Length	Fill Material	Trim Length	Handle Type	Std Pk	Item No.
4-3/4	5	10	Brown Palmyra	1-7/8	Plastic	12	54203
4-3/4	5	10	White Tampico	1-7/8	Plastic	12	54204
4-3/4	5	10	Yellow Polypro	1-7/8	Plastic	12	54205
5	6-1/2	10	Tan Polypro	2	Wood	12	54071
5	6-1/2	10	Brown Palmyra	2	Wood	12	54072
5	6-1/2	10	White Tampico	2	Wood	12	54073

ECONOMY UTILITY SCRUB BRUSH - SHORT HANDLE

Solid block, staple set, oval trim.



Brush Area Length	Brush Area Width	Overall Length	Fill Material	Trim Length	Handle Type	Std Pk	Item No.
4-3/4	5	10	Polypro	1-7/8	Plastic	12	81023
4-3/4	5	10	Polypro	1-7/8	Wood	12	81017
4-3/4	5	10	Tampico	1-7/8	Wood	12	81018

UTILITY SCRUB BRUSH - LONG HANDLE

Solid block, staple set, oval trim.



Brush Area Length	Brush Area Width	Overall Length	Fill Material	Trim Length	Handle Type	Std Pk	Item No.
4-3/4	5	21-3/4	Brown Palmyra	1-7/8	Plastic	12	54206
4-3/4	5	21-3/4	White Tampico	1-7/8	Plastic	12	54207
4-3/4	5	21-3/4	Yellow Polypro	1-7/8	Plastic	12	54208
5	6-1/2	21-3/4	Tan Polypro	2	Wood	12	54074
5	6-1/2	21-3/4	White Tampico	2	Wood	12	54075
5	6-1/2	21-3/4	Brown Palmyra	2	Wood	12	54076

ECONOMY UTILITY SCRUB BRUSH - LONG HANDLE

Solid block, staple set, oval trim.



Brush Area Length	Brush Area Width	Overall Length	Fill Material	Trim Length	Handle Type	Std Pk	Item No.
4-3/4	5	21-3/4	Polypro	1-7/8	Wood	12	81019
4-3/4	5	21-3/4	Tampico	1-7/8	Wood	12	81020

HEAVY DUTY SCRUB BRUSH

Brush Area Length	Brush Area Width	Fill Material	Trim Length	Block Type	Std Pk	Item No.
8	2-3/4	Brown Palmyra	1-3/16	Wood	12	54068
8	2-3/4	White Tampico	1-1/8	Wood	12	54069
8	2-3/4	Brown Palmyra	1-3/16	Plastic	12	54210
8	2-3/4	Tan Polypro	1-3/16	Plastic	12	54211
8	2-3/4	White Tampico	1-3/16	Plastic	12	54212



Wood Block



Plastic Block

ECONOMY SCRUB BRUSH

Brush Area Length	Brush Area Width	Fill Material	Trim Length	Block Type	Std Pk	Item No.
8	2-3/4	White Tampico	1-1/8	Wood	12	81014
8	2-3/4	Polypro	1-1/8	Wood	12	81015
8	2-3/4	Palmyra	1-3/16	Wood	12	81016



POINTED END SCRUB BRUSH

Grooved and shaped sides, flat face.

Brush Area Length	Brush Area Width	Fill Material	Rows Wide	Trim Length	Block Type	Std Pk	Item No.
8-3/4	2-1/4	White Tampico	6	1-1/16	Plastic	12	54209
8-3/4	2-1/4	White Tampico	6	1-1/16	Wood	12	54070



PLATER'S SCRUB BRUSH

Solid block, staple set.

Brush Area Length	Brush Area Width	Fill Material	Rows Wide	Trim Length	Block Type	Std Pk	Item No.
7-3/4	2-3/4	Fiber Mix	6	1	Wood	12	54041



DECK SCRUB BRUSH

Brush Area Length	Brush Area Width	Fill Material	Trim Length	Block Type	Std Pk	Item No.
10	2-7/8	Brown Palmyra	2	Wood	12	54067
10	2-7/8	Tan Polypro	2	Wood	12	54066
12	3-1/2	Brown Palmyra	1-7/8	Wood	1	54065*
12	3-1/2	Brown Palmyra	2	Plastic	12	54220
12	3-1/2	White Tampico	2	Plastic	12	54221



Uses Standard Tapered Handles. See Page 151



* Only 54065 comes with an attached squeegee

The blocks of all Osborn Scratch Brushes are kiln-dried hardwood for maximum tuft retention, even in severe applications. Skilled workmanship assures you of uniform distribution of fill materials and firmly anchored tufts.

The wire fill used in Osborn Scratch Brushes provides outstanding cutting ability and offers an extremely high degree of fatigue resistance. The high-quality, staple-set wire provides long effective brush life.

PLATER'S FINE WIRE SCRATCH BRUSH - SOLID WOOD BLOCK

These handy, hardwood block brushes are indispensable for many hand brushing jobs in plating processes and fine metal finishing work.



Brush Area Length	Brush Area Width	Overall Length	Fill Material	Wire Rows	Trim Length	Handle Type	Std Pk	Item No.
4-3/4	1-1/16	10	Fine Brass Wire	4 x 18	1	Shoe	12	54038
5-3/4	1-1/8	13-1/4	Fine Steel Wire	4 x 18	1	Long Curved	12	54035
5-3/4	1-1/8	13-1/4	Fine Brass Wire	4 x 18	1	Long Curved	12	54036
5-3/4	1-1/8	13-1/4	Fine Stainless Wire	4 x 18	1	Long Curved	12	54037

PLATER'S WIRE SCRATCH BRUSH



Brush Area Length	Brush Area Width	Overall Length	Fill Material	Wire Rows	Trim Length	Handle Type	Std Pk	Item No.
5	5/16	10	Steel Wire	1 x 16	3/4	Shoe	12	54039
5	5/16	10	Stainless Steel Wire	1 x 16	3/4	Shoe	12	54040

PLATER'S LONG HANDLE FIBER BRUSH



Brush Area Length	Brush Area Width	Overall Length	Fill Material	Fiber Rows	Trim Length	Std Pk	Item No.
6	5/8	12	Brown Palmyra/White Tampico	2 x 16	1	12	54042
6	1-1/8	13-1/4	Black Horsehair	4 x 18	3/4	12	54044
6	1-1/8	13-1/4	Brown Palmyra/White Tampico	4 x 18	1	12	54043
6	1-1/8	13-1/4	Tan Polypro	4 x 18	7/8	12	54045

PLATER'S FIBER BRUSH



Brush Area Length	Brush Area Width	Overall Length	Fill Material	Fiber Rows	Trim Length	Std Pk	Item No.
4-13/16	1-5/8	11-5/8	Brown Palmyra/White Tampico	6 x 17	1	12	54046

PLATER'S SHOE HANDLE FIBER BRUSH

Brush Area Length	Brush Area Width	Overall Length	Fill Material	Fiber Rows	Trim Length	Std Pk	Item No.
5-1/4	1-1/16	10	Tampico Mixture	4 x 18	1	12	54047



V-GROOVE LONG HANDLE SCRATCH BRUSH


Designed for use in hard-to-reach areas that require a narrow face.

Fill Dia.	Fill Material	Trim Length	Block Width	Wire Rows	Std Pk	Item No.
0.014	Steel	1-1/2	1-1/8	3 x 14	12	54387
0.012	Stainless Steel	1-1/2	1-1/8	3 x 14	12	54388




V-TRIM LONG HANDLE SCRATCH BRUSH

Brush Area Length	Brush Area Width	Overall Length	Fill Material	Wire Rows	Trim Length	Std Pk	Item No.
6	15/16	13-3/4	Stainless Steel	3 x 19	1-1/4	12	54105
6	15/16	13-3/4	Steel	3 x 19	1-1/4	12	54106



V-TRIM SHOE HANDLE SCRATCH BRUSH

Brush Area Length	Brush Area Width	Overall Length	Fill Material	Wire Rows	Trim Length	Std Pk	Item No.
5-1/4	1	9-3/4	Stainless Steel	4 x 16	1-1/8	12	54103
5-1/4	1	9-3/4	Steel	4 x 16	1-1/8	12	54104



SHOE HANDLE WIRE SCRATCH BRUSH



Brush Area Length	Block Width	Overall Length	Fill Material	Wire Rows	Trim Length	Std Pk	Item No.
5-1/4	5/8	10	Steel	2 x 15	1-1/8	12	54033
5-1/4	1-1/8	10	Steel	4 x 16	1-1/8	12	54018
5-1/4	1-1/8	10	Stainless Steel	4 x 16	1-1/8	12	54019
5-1/4	1-1/8	10	Phosphorous Bronze	4 x 16	1-1/8	12	54020

ECONOMY SHOE HANDLE SCRATCH BRUSH



Brush Area Length	Brush Area Width	Overall Length	Fill Material	Fill Dia.	Wire Rows	Trim Length	Std Pk	Item No.
4-3/4	1-1/16	10	Brass	0.012	4 x 16	1-1/8	12	84010
5-1/4	1-1/16	10	Stainless Steel	0.012	4 x 16	1-1/8	12	83008
5-1/4	1-1/16	10	Steel	0.014	4 x 16	1-1/8	12	83003
5-1/4	1-1/16	10	Steel	0.014	4 x 16	1-1/8	12	83005*

* Brush with Scraper

STRAIGHT HANDLE SCRATCH BRUSH WITH SCRAPER



Brush Area Length	Block Length	Block Width	Overall Length	Wire Rows	Trim Length	Blade Width	Std Pk	Item No.
5-1/2	5-1/2	1-1/2	11-3/8	4 x 11	1-5/8	2-7/8	12	54021

ECONOMY SCRATCH BRUSHES, STRAIGHT LONG HANDLE



Brush Area Length	Overall Length	Fill Material	Wire Rows	Trim Length	Std Pk	Item No.
11-5/8	5-3/4	Brass	3 X 15	1	12	89578
11-5/8	5-3/4	Brass	4 X 15	1	12	89579
11-5/8	5-3/4	Stainless Steel	3 X 15	1	12	89598
11-5/8	5-3/4	Stainless Steel	4 X 15	1	12	89599
11-5/8	5-3/4	Steel	2 X 15	1	12	89592
11-5/8	5-3/4	Steel	3 X 15	1	12	89593
11-5/8	5-3/4	Steel	4 X 15	1	12	89594

CURVED HANDLE SCRATCH BRUSH

Kiln-dried hardwood for maximum tuft retention. Smooth machined finish provides excellent comfort in use. Hang-up hole for convenient storage

Brush Area Length	Brush Area Width	Overall Length	Fill Material	Wire Rows	Trim Length	Std Pk	Item No.
6	31/32	13-11/16	Stainless Steel	3 x 19	1-1/8	12	54017
6	31/32	13-11/16	Steel	3 x 19	1-1/8	12	54015
6	31/32	13-11/16	Steel	3 x 19	1-1/8	12	54032*
6	1-1/4	13-11/16	Steel	4 x 19	1-1/8	12	54016**



* Brush with Scraper ** Heavy Duty Brush

ECONOMY CURVED HANDLE SCRATCH BRUSH

Kiln-dried hardwood for maximum tuft retention. Smooth machined finish provides excellent comfort in use. Hang-up hole for convenient storage.

Brush Area Length	Brush Area Width	Overall Length	Fill Dia.	Fill Material	Wire Rows	Trim Length	Std Pk	Item No.
5-1/2	15/16	13-3/4	0.014	Steel	3 x 19	1-1/8	12	84002*
5-3/4	15/16	13-3/4	0.012	Brass	3 x 19	1-1/8	12	84004
6	15/16	13-3/4	0.012	Stainless Steel	3 x 19	1-1/8	12	83007
6	15/16	13-3/4	0.014	Steel	3 x 19	1-1/8	12	83001
6	1-1/8	13-11/16	0.012	Stainless Steel	4 x 19	1-1/8	12	83101**
6	1-1/8	13-11/16	0.014	Steel	4 x 19	1-1/8	12	83100**



* Brush with Scraper ** Heavy Duty Brush

ECONOMY SCRATCH BRUSHES, PLASTIC HANDLE

Brush Area Length	Fill Material	Rows Wide	Std Pk	Item No.
5-1/2	Steel	1	24	59701
5-1/2	Stainless Steel	1	24	59702
5-1/2	Brass	1	24	59703



ECONOMY SCRATCH BRUSHES, RUBBER GRIP, PLASTIC HANDLE

Brush Area Length	Brush Area Width	Overall Length	Fill Material	Wire Rows	Trim Length	Std Pk	Item No.
4-1/2	5/8	10-1/2	Stainless Steel	2 x 14	1	12	59906
4-1/2	5/8	10-1/2	Brass	2 x 14	1	12	59911
4-1/2	1-7/16	10-1/2	Stainless Steel	5 x 14	1	12	59909
4-1/2	1-7/16	10-1/2	Brass	5 x 14	1	12	59914



SMALL CLEANING SCRATCH BRUSH



Angled Back



Curved Back

Brush Area Length	Overall Length	Fill Material	Wire Rows	Block Width	Trim Length	Std Pk	Item No.
-------------------	----------------	---------------	-----------	-------------	-------------	--------	----------

Angled Back

1-7/16	7-3/4	Tan Polypro	3 x 7	7/16	7/16	36	54013
1-7/16	7-3/4	Brass	3 x 7	7/16	7/16	36	54014
1-7/16	7-3/4	Stainless Steel	3 x 7	7/16	7/16	36	54022
1-7/16	7-3/4	Steel	3 x 7	7/16	7/16	36	54048

Curved Back

2-1/2	8-5/8	Brass	2 x 9	1/2	5/8	36	54023
2-1/2	8-5/8	Stainless	2 x 9	17/32	5/8	36	54030
2-1/2	8-5/8	Polypro	2 x 9	17/32	5/8	36	54031
2-1/2	8-5/8	Crimped Aluminum	2 x 9	1/2	5/8	36	54034

SMALL CLEANING SCRATCH BRUSH, LACED BACK STYLE - HEAVY DUTY



Brush Area Width	Overall Length	Fill Dia.	Fill Material	Wire Rows	Trim Length	Std Pk	Item No.
------------------	----------------	-----------	---------------	-----------	-------------	--------	----------

7/16	7-1/2	0.006	Stainless Steel	3 x 7	7/16	36	54050
------	-------	-------	-----------------	-------	------	----	-------

V-TRIM SMALL CLEANING SCRATCH BRUSH



V-Trim

Brush Area Length	Brush Area Width	Overall Length	Fill Material	Wire Rows	Trim Length	Std Pk	Item No.
-------------------	------------------	----------------	---------------	-----------	-------------	--------	----------

1-1/2	7/16	7-7/8	Brass	3 x 7	1/2	36	54100
1-1/2	7/16	7-7/8	Stainless Wire	3 x 7	1/2	36	54101
1-1/2	7/16	7-7/8	Steel Wire	3 x 7	1/2	36	54102

ECONOMY SMALL CLEANING SCRATCH BRUSH

Molded plastic handle features hang-up hole for convenient storage.



Brush Area Width	Overall Length	Fill Dia.	Fill Material	Wire Rows	Trim Length	Std Pk	Item No.
------------------	----------------	-----------	---------------	-----------	-------------	--------	----------

3/8	7-1/4	0.006	Brass	3 x 7	7/16	36	83112
3/8	7-1/4	0.006	Stainless Steel	3 x 7	7/16	36	83111
3/8	7-1/4	0.012	Tan Polypro	3 x 7	7/16	36	83113

ALL-PURPOSE SCRATCH BRUSH - PLASTIC HANDLE

Brass wire on one side, stiff polypro bristles on the other. Great for general purpose automotive and machine maintenance, cleaning battery terminals, etc.

Brush Area Length	Overall Length	Fill Material	Wire Rows	Trim Length	Block Width	Std Pk	Item No.
1-1/2	7-1/4	Brass/Black Polypro	3 x 7	7/16	3/8	36	54375



CHIPPER HAMMER REPLACEMENT BRUSH FOR WELD CLEANING

Brush Area Length	Brush Area Width	Fill Material	Wire Rows	Trim Length	Std Pk	Item No.
4-11/16	7/8	Steel	3 x 15	1-3/16	12	54130



STRAIGHT BACK SCRATCH BRUSH

Brush Area Length	Brush Area Width	Fill Material	Wire Rows	Trim Length	Std Pk	Item No.
7-1/4	2-1/4	Steel	6 X 19	1-11/16	12	54028
7-5/8	2-5/8	Steel	5 X 11	1-7/16	12	54026*

* Heavy Duty Brush



ECONOMY STRAIGHT BACK SCRATCH BRUSH

Brush Area Length	Brush Area Width	Fill Material	Wire Rows	Trim Length	Std Pk	Item No.
7-1/4	2-1/4	Steel	6 x 19	1-5/8	12	83002



CURVED BACK SCRATCH BRUSH

The wide face makes this a fast-working tool.

Brush Area Length	Brush Area Width	Fill Material	Wire Rows	Trim Length	Std Pk	Item No.
7-1/4	2-7/8	Steel	9 x 21	1-1/8	12	54027




STRAIGHT BACK SCRATCH BRUSH - BUTCHER BLOCK TYPE

Quality tempered flat steel wire.



Brush Area Length	Brush Area Width	Overall Length	Fill Material	Wire Rows	Trim Length	Std Pk	Item No.
7-5/8	2-5/8	7-5/8	Steel	5 x 10	1	12	54024

ECONOMY BUTCHER BLOCK TYPE SCRATCH BRUSH



Brush Area Length	Brush Area Width	Fill Material	Wire Rows	Trim Length	Std Pk	Item No.
7-5/8	2-5/8	Steel	5 x 10	1	12	83004

CASTING BRUSH

Solid wood block, .017 x .0675 tempered flat steel wire, 4 wires doubled per hole.



Brush Area Length	Brush Area Width	Fill Dia.	Fill Material	Rows Wide	Trim Length	Std Pk	Item No.
7-5/8	2-7/8	0.017	Tempered Flat Steel	5	4	12	54029

FILE CARD

Used primarily for cleaning debris and build-up from metal files and rasp teeth.



Brush Area Length	Brush Area Width	Overall Length	Fill Material	Std Pk	Item No.
3-3/4	1-1/2	8-1/4	Steel	12	75116

METAL CHIP BRUSH

With loop handle. Used for hot metal removal and repair work where burning is a concern.



Overall Width	Fill Material	Trim Length	Std Pk	Item No.
1-1/4	Steel	1-5/8	12	73960

WIRE PARTS CLEANING BRUSH

With twisted wire handle. Ideal in hot metal work.

Overall Width	Fill Dia.	Fill Material	Trim Length	Std Pk	Item No.
1-1/4	0.006	Steel	2-1/4	12	71160



PIPE FITTING END CAP BRUSH

Internal bristles fit over end of pipe for quick cleaning prior to soldering. Can be used with mandrel for low-speed powered use; observe safety precautions.

Fits Outer Dia.	Std Pk	Item No.
1/4	6	56865
3/8	6	56866
1/2	6	56867
5/8	6	56868
3/4	6	56869
7/8	6	56870



4-IN-1 TOOL

For cleaning inside and outside diameters of tubes and fittings. Handy tool makes quick work of copper plumbing installation.

Inside Dia.	Outside Dia.	Std Pk	Item No.
1/2 and 3/4	5/8 and 7/8	1	56871



CRIMPED WIRE TUBE END FITTING BRUSH

Feature crimped steel wires held firmly in heavy stem wire with plastic oval handles.

Applications: Manual Cleaning of Copper Tubing and Fittings

Brush Dia.	Pipe Dia.	Brush Area Length	Overall Length	Fill Dia.	Fill Material	Item No.
1/4	1/8	1	6-3/8	0.005	Steel	75250
3/8	1/4	1	6-3/8	0.005	Steel	75251
1/2	3/8	1	6-3/8	0.008	Steel	75252
41/64	1/2	1	6-3/8	0.008	Steel	75253
3/4	5/8	1	6-3/8	0.008	Steel	75254
57/64	3/4	1	6-3/8	0.008	Steel	75255
1-1/64	7/8	1	6-3/8	0.008	Steel	75256
1-9/64	1	1-1/4	6-3/8	0.0104	Steel	75257
1-19/64	1-1/4	1-1/4	6-3/8	0.0104	Steel	75258
1-21/32	1-1/2	1-1/2	6-3/8	0.0104	Steel	75259
2-3/16	2	1-3/4	6-3/8	0.0104	Steel	75260



Osborn aerosols are specially formulated and packaged for top performance for industrial and institutional uses. Some cans include a 360° spray valve which allows for spraying from any angle. Osborn can also provide customized formulas for specific requirements; contact your local distributor for details.

To prevent clogging in non-360° valves, invert the can and press the valve until clear gas is emitted. Osborn aerosols can be stored indefinitely at temperatures below 120°F. All our aerosols carry a full guarantee against defects and conform to ICC and postal regulations.

RTV POWER TUBES

Replace wasteful, more expensive squeeze tubes and caulking guns. Power Tubes from Osborn dispense a controlled, uniform bead of RTV (Room Temperature Vulcanizing) Silicone that cures in the air to a rubber-like gasket without lumps, gaps or bubbles. It dispenses a perfect bead with just one finger and stays fresh in the can. No more messy, half-used caulking tubes!



Description	Std Pk	Item No.
CLEAR RTV POWER TUBE AEROSOL	12	76340
WHITE RTV POWER TUBE AEROSOL	12	76350
BLUE RTV POWER TUBE AEROSOL	12	76360
RED RTV POWER TUBE AEROSOL	12	76370
BLACK RTV POWER TUBE AEROSOL	12	76380

76380 RTV Black Electrical Sealant - For electrical/electronic sealing where corrosion can be a problem. 400 volts per mil dielectric strength. Non-acetic.

76360 RTV Blue Gasket Maker - Works on: oil and transmission pans, thermostat housings, hose connections, etc.

76340 RTV Clear Watertight - Works inside and out, forming a barely visible watertight seal. Ideal for waterproofing.

76370 RTV Red Heat-Resistant Sealant - For general purpose sealing and bonding in temperature ranges to 500°F continuously and 600°F intermittently. Use for fired heaters, flanged pipe joints, oven belts, duct work, etc. Non-acetic.

76350 RTV White Mildew-Resistant Sealant - Use in high-moisture areas such as tubs, sinks, plumbing fixtures, etc. Safe for most surfaces and finishes.

AEROSOL ACCESSORIES



Description	Std Pk	Item No.
CAN HANDLER FOR AEROSOL	12	76330
EXTENSION TUBE FOR RTV POWER TUBES	12	76339

76330 Can Handler - Turns a spray can into a spray gun. Eliminates finger fatigue while keeping hands clean. Features a safety lock and is reusable on any aerosol can.

76339 RTV Extension Tube - Snaps on over the regular nozzle to reach hard-to-get-at locations. Puts down a neat, uniform bead.

MOLD RELEASES & MAINTENANCE

Description	Std Pk	Item No.
MOLD RELEASE VYDAX AEROSOL	12	76195
SILICONE MOLD RELEASE AEROSOL	12	76332
ECONOMY SILICONE AEROSOL	12	76333

76195 Vydax Mold Release - Fast-drying, nonsilicone release agent and lubricant that's ideal for applications where synthetic oil and petroleum-based products can't be used. Will not discolor or build up on molds. Provides better gloss. Noncorrosive and nongreasy. Use for all types of molding and as a lubricant for: metal, plastic, leather, glass, etc. Will not interfere with post-molding operations. 360° (Contains DuPont's "Vydax" of E.I. DuPont de Nemours and Co., Inc.)

76332 Silicone Mold Release - Formulated to give maximum release effect when sprayed on plastic and rubber molds. Lubricates between steel and many nonferrous materials such as bronze and copper. Provides better gloss. Resists breakdown under mechanical shearing or heavy load work. Eliminates crazing and stress cracking. Chemically inert. Dries instantly. Noncorrosive and nongreasy. Use on all types of molding. Nonflammable. Does not contain 111 Trichloroethane. 360°

76333 Economy Silicone Mold Release - A quality grade product for use where lower concentration of silicone release properties is needed. Ideal for processing areas that demand highest possible performance at lower viscosity. Speeds cycling and provides better gloss. Noncorrosive and nongreasy. Use for all types of molding. May be applied to acrylics, plastics and rubber. Nonflammable. Does not contain 111 Trichloroethane. 360°



MAINTENANCE & WELDING

Description	Std Pk	Item No.
BELT DRESSING AEROSOL	12	76206
SPRAY ADHESIVE AEROSOL	12	76240
WELDER'S ANTI-SPATTER POWDER	12	76243
WELDER'S ANTI-SPATTER LIQUID	12	76249
GASKET REMOVER AEROSOL	12	76290

76206 Belt Dressing - Cleans belts and eliminates slippage to increase power up to 50%. Contains no asphalt or rosin. Can be applied to the belt while running. Performs effectively under outdoor type conditions.

76240 Spray Adhesive - Produces a quick tacking permanent or temporary bond. Use for: labeling and bonding, splicing or sealing of paper, cloth, cardboard, felt, foam, etc.

76243 Welder's Anti-Spatter Powder - Improves work appearance by eliminating spatter marks. Reduces downtime required for removing spatter by grinding or chiseling. Contains no silicone. Exposes cracks in welds. Dries to a white film. Use for: maintenance, production and pipeline welding, construction and body shop welding.

76249 Welder's Anti-Spatter Liquid - Prevents weld spatter adhesion and keeps welding tips and nozzles clean. Contains no silicone. Non-greasy and nonflammable. Use on: mig nozzles, contact tips, weldments, electrode holders, fixtures, resistance welding tips and wheels.

76290 Gasket Remover - Removes gaskets, paints, decals, dried oils, varnish, shellac and similar coatings from all types of metals, woods and plasters. Also removes tar, asphalt, adhesives and carbon deposits. Not recommended for use on plastic, tile, linoleum or synthetics.



LUBRICANTS & RUST PREVENTATIVES



Description	Std Pk	Item No.
FOOD GRADE SILICONE AEROSOL	12	76194
OPEN GEAR/WIRE ROPE AEROSOL	12	76200
OPEN CHAIN & LIGHT OIL AEROSOL	12	76201
PENETRATING OIL AEROSOL	12	76202
CUTTING OIL AEROSOL	12	76203
HEAVY DUTY ANTI-RUST AEROSOL	12	76204
HIGH-PRESSURE MOLY AEROSOL	12	76209
DRY GRAPHITE LUBRICANT AEROSOL	12	76210
TEFLON DRY LUBRICANT AEROSOL	12	76215
ALL-PURPOSE SILICONE AEROSOL	12	76241
OMC/4 FOUR PURPOSE AEROSOL	12	76247
FOOD GRADE LUBRICANT AEROSOL	12	76308

76194 Food Grade Silicone - Use on processing machinery in all types of food industries. Nonstaining. Authorized by U.S.D.A. for use in federally inspected meat and poultry plants. Contains 4.3% silicone. 360°

76200 Open Gear and Wire Rope Lubricant - Black color helps determine complete coverage. Tenacious lubricant penetrates surface pores, wicks to core of rope, handles extreme pressure loads. Note: Not recommended for anti-friction bearings. 360°

76201 Open Chain and Light Oil Lubricant - Reduces friction and promotes cleaning action. Will not fly off or break down. Use on: chain saws, sprockets & chain drives, etc.

76202 Penetrating Oil - Penetrates stubborn, rusted components. Pinpoint jet spray. Safe for painted surfaces. 360°

76203 Cutting Oil - Speeds cutting & prolongs tool life. Clings to work area, will not break down or run off. 360°

76204 Heavy-Duty Anti-Rust Spray - Displaces moisture when applied to metal surfaces; leaves a transparent film that is easily removed by a light solvent wash. Will not harm painted surfaces.

76209 High-Pressure Moly Lubricant - High temp (up to 600°F), quick-drying lubricant with tight adhesion. Use for wire drawing, gasket coating, stop-off coating, rubber mold release, etc. Contains Molybdenum Disulfide.

76210 Dry Graphite Lubricant - Rapidly drying material for use where petroleum products must be avoided. Working temp -80°F to 1060°F.

76215 Teflon® Dry Lubricant - Resists nearly all chemicals and solvents. Servicable in radiation environment in absence of oxygen. Chemically inert. Working temp -400°F to +500°F, low COF(μ) .02 to .04. 360° (Teflon: a polytetrafluoroethylene containing DuPont's "Vydx" of E.I. DuPont de Nemours and Co., Inc.)

76241 All-Purpose Silicone Lube - A pure silicone lubricant and release agent blended with a carrier that will not attack plastic or painted surfaces. Nonstaining, prevents sticking, keeps rubber gaskets soft and flexible, waterproofs. Contains 5% silicone.

76247 OMC/4 Four-Purpose Lubricant - Lubricates, penetrates, demineralizes and controls rust and corrosion. 360°

76308 Food Grade Lubricant - For use in food processing areas. Works rapidly to loosen rust, scale, tar, grease, dirt and graphite. Odorless, tasteless, colorless. Displaces moisture. Contains no acids. 360°

COATINGS & MARKING

Description	Std Pk	Item No.
LAYOUT FLUID REMOVER AEROSOL	12	76205
BLUE LAYOUT FLUID AEROSOL	12	76214
STAINLESS STEEL AEROSOL	12	76327

76205 Layout Fluid Remover - Special formula quickly and efficiently removes #76214 blue and most other layout fluids. Eliminates use of daubers and brushes. Leaves no residue.

76214 Blue Layout Fluid - Provides a smooth, fast-drying coat for tool and die makers and production layout work. Adheres to all kinds of metal. Noncorrosive, nonflaking and heat-resistant. Use for: "high-spot" indicator on gears and shafts, tool room and production layouts, aligning gears and worm drives, locating mechanical seals on pumps and grinding lenses.

76327 Stainless Steel Coating - Special formula coats and protects metals, chrome, ceramic and copper surfaces. Dries quickly to a satin sheen, hardens overnight and cures to optimum strength in several days. Can be used on exhaust, mufflers, radiator, steam pipes, engines, furnaces, plumbing fixtures and chemical processing and production equipment.



CLEANERS

Description	Std Pk	Item No.
SAFETY SOLV/ELEC MOTOR AEROSOL	12	76207
ENGINE DEGREASER AEROSOL	12	76208
MULTI-PURPOSE FOAM AEROSOL	12	76261
GLASS CLEANER AEROSOL	12	76289
HEAVY DUTY BRAKE/PARTS AEROSOL	12	76320
HIGH TECH ELECTRONIC AEROSOL	12	76334

76207 Safety Solvent & Electric Motor Degreaser - Removes grease, oil and tar from electrical equipment. Penetrates quickly -- no washing or flushing is required. Can be used in many cold applications. Non-corrosive, nonconductive and non-staining. Not

harmful to insulations. May affect certain plastics and/or paints. Does not contain silicone or carbon tetrachloride. 18,000 volt dielectric strength. Uses: electric motors, welding equipment, air compressors, battery chargers, engines, regulators, starters and generator fans.

76208 Engine Degreaser - Heavy duty formula cleans all mechanical engines, machinery, tools and even greasy floors. Penetrates to the metal and removes dirt, sludge and varnish build-up. Fast acting and water soluble. Will not harm electrical wiring or insulation.

76261 Multi-Purpose Foam Cleaner - Versatile formula cleans any washable surface. Removes dirt, grease, pencil, fingerprints, heel scuffs and stains. Use on walls, vinyl, plastics, upholstery, velours, floors and carpeting.

76289 Glass Cleaner - Outstanding for mirrors and all glass surfaces. Brightens and cleans all hard surfaces. Ammonia fortified. Will not streak or smear. Use on formica, metal fixtures, cabinets and painted areas.

76320 Heavy-Duty Brake & Parts Cleaner - Works quickly to clean brake fluid, grease, oil and other contaminants from disc/drum brakes and their components. Helps suppress asbestos dust, reduces brake noise by cleaning impurities from friction surfaces. Also ideal for degreasing bearings, C.V. joints and as a gasketing surface prep and cleaning agent.

76334 High Tech Electronic Cleaner - Cleans, lubricates and protects high-precision electronic instruments and components. Lifts dust and dirt. Leaves a fine microscopic film for protection against corrosion. 35,000 volt dielectric strength. Use on: printed circuitry, potentiometers, switches, relays, buss bars, telephone equipment and Lox systems. May attack some plastics. Nonflammable. Does not contain 111 Trichloroethane.



Osborn Econo Sorb absorbents help you maintain a safer work environment by containing spills and leaks where they occur. They absorb oil, grease and other industrial fluids safely and efficiently, and are economical too. Check your local regulations for proper disposal of absorbent materials.

ECONO SORB SOCKS



Use around machinery, drains, drums - wherever leaks and spills occur. Use for emergency spill containment or on continuous leaks. Easy to mold to any configuration around machinery ledges and indentations (capture fluid before it even reaches floor). Dust-free.

Diameter	Overall Length	Std Pk	Item No.
3	48	40	62000

ECONO SORB ROLL GOODS/TRAFFIC MATS



The quick, easy, affordable way to clean up and contain everyday fluid spills and leaks. They offer super absorbency with great convenience and they're tough enough to walk or drive on. Rolls: 36" x 100' x 3/8" - 36" x 150' x 1/4". Ideal for work areas - under conveyors, aisles or halls, anywhere spills, drips or overspraying creates slippery, unsafe conditions. Absorbs all non-aggressive liquids and saves clean-up time. Flame resistant. Cut to size easily with scissors.

Overall Length	Overall Width	Overall Height	Std Pk	Item No.
1200	36	3/8	1	62002
1800	36	3/8	1	62003

ECONO SORB CUT MATS



Pads: 18" x 18", 1/4" and 3/8" thick - 24" x 24", 1/4" and 3/8" thick. Adaptable for short, confined areas and small spills. Use under or around machinery and work stations. Absorbs fuel spills and oil clean-up from leaks, sprays or drips. Economical and efficient.

Overall Length	Overall Width	Overall Height	Std Pk	Item No.
18	18	1/4	100	62004
18	18	3/8	100	62005
24	24	1/4	100	62006
24	24	3/8	100	62007

TRUCKER SOIL KITS

For use with oils, coolants, and solvents. Great for areas prone to small spills or for storage in delivery vehicles for quick use.



Disposable Bag	Reusable Zipper Bag	Oil Only Pad size (quantity)	Oil Only Socks size (quantity)	Nitrile Gloves (pair)	Std Pk	Item No.
1	1	17"x19" (20)	3"x48" (3)	1	4	52412



Oil Only Socks



Oil Only Pad



Disposable Bag



Nitrile Gloves

PAINT BRUSHES


Osborn offers a complete line of paint brushes and accessories, including every type of tool required by industrial and professional painters. The Osborn name guarantees quality, and carries completely dependable products that are built to give you maximum value and performance. Osborn paint tools are available with four main types of fill: China Bristle, Nylon/Polyester, Polyester, and Soft Hair.

China Bristle: Carefully selected for proper stiffness and taper, Chinese hog bristle is best suited for spreading oil-base paints, enamels, stains, shellacs and epoxy coatings.

Nylon/Polyester: Multi-polyester and nylon filament tips provide extra wear and will give excellent service with all paints. All filaments are flagged and tipped for excellent paint pick-up and smooth application.

Polyester: A durable synthetic filament that smoothly spreads latex and oil-base paints equally well. Retains stiffness and flexibility in extreme hot weather conditions. Gives fine service, easy to clean out.

Soft Hair: Fine animal hair brushes are essential for laying on exceptionally smooth lacquer, shellac, varnish and enamel finishes.



PAINT BRUSH SELECTION GUIDE



PAINT BRUSHES

Application	Economy	Page No.	Good	Page No.
-------------	---------	----------	------	----------

Wall Brushes

Latex Paint	Economy Synthetic, Plastic Handle	185	Black Polyester Wall Brush, Wood Handle 1" Thick	182
	Economy Synthetic General Purpose Brush, Plastic Handle	185	Black Polyester Wall Brush, Wood Handle 7/8" Thick	182
Oil Paint				

Paint / Maintenance Brushes

Oil & Chip	Economy Pure White Bristle Brush, Wood Handle	184		
	Economy Pure White Bristle Brush, Plastic Handle	184		
General Paint			Economy Synthetic, Plastic Handle	185
			Economy Synthetic General Purpose Brush, Plastic Handle	185
Latex paint			Economy Synthetic, Plastic Handle	185
			Economy Synthetic General Purpose Brush, Plastic Handle	185
Oil Paint			Economy China Bristle Brush, Plastic Handle	184
Varnish			Economy China Bristle Brush, Plastic Handle	184
Polyurethanes & Synthetic Coatings			Economy Synthetic, Plastic Handle	185
			Economy Synthetic General Purpose Brush, Plastic Handle	185
Expoxies & Glue	Economy Pure White Bristle Brush, Wood Handle	184	Economy Synthetic, Plastic Handle	185
	Economy Pure White Bristle Brush, Plastic Handle	184	Economy Synthetic General Purpose Brush, Plastic Handle	185

Sash Brushes

Latex Paint				
Oil Paint				
Varnish				
Polyurethanes & Synthetic Coatings				

Application	Better	Page No.	Best	Page No.
-------------	--------	----------	------	----------

Wall Brushes

Latex Paint	Nylon / Polyester Blend Wall Brush, Wood Handle 7/8" Thick	182	Nylon / Polyester Blend Wall Brush, Wood Handle 1" Thick	182
Oil Paint	Pure Black China Bristle Wall Brush, Wood Handle 7/8" Thick	182	Pure Black China Bristle Wall Brush, Wood Handle 1" Thick	182

Paint / Maintenance Brushes

Oil & Chip				
General Paint				
Latex paint	Black Polyester, Plastic Handle	183	Nylon / Polyester Blend Brush, Plastic Handle	183
Oil Paint	Pure Grey Bristle Brush, Plastic Bow Handle	183	Pure White China Bristle Brush, Plastic Handle	182
	Pure Grey Bristle Brush, Plastic Kaiser Handle	183	Pure White China Bristle Brush, Wood Handle	182
Varnish	Pure Grey Bristle Brush, Plastic Bow Handle	183	Pure White China Bristle Brush, Plastic Handle	182
	Pure Grey Bristle Brush, Plastic Kaiser Handle	183	Pure White China Bristle Brush, Wood Handle	182
Polyurethanes & Synthetic Coatings	Black Polyester, Plastic Handle	183	Nylon / Polyester Blend Brush, Plastic Handle	183
Expoxies & Glue				

Sash Brushes

Latex Paint	Pure White China Bristle Angular Flat, Plastic Handle	185	Black Polyester Oval, Plastic Handle	186
			Pure Grey Bristle Round, Plastic Handle	186
	Black Polyester Heavy Flat, Plastic Handle	184	Pure Grey Bristle Oval, Plastic Handle	186
Oil Paint	Pure White China Bristle Flat, Plastic Handle	184	Pure Black China Bristle, Plastic Handle	186
	Black Polyester Angular Flat, Plastic Handle	185	Pure Grey Bristle Round, Plastic Handle	186
			Pure Grey Bristle Oval, Plastic Handle	186
Varnish	Pure White China Bristle Flat, Plastic Handle	184	Pure Black China Bristle, Plastic Handle	186
	Black Polyester Angular Flat, Plastic Handle	185	Pure Grey Bristle Round, Plastic Handle	186
			Pure Grey Bristle Oval, Plastic Handle	186
Polyurethanes & Synthetic Coatings	Pure White China Bristle Flat, Plastic Handle	184	Pure Black China Bristle, Plastic Handle	186
	Black Polyester Angular Flat, Plastic Handle	185	Pure Grey Bristle Round, Plastic Handle	186
			Pure Grey Bristle Oval, Plastic Handle	186

PURE BLACK CHINA BRISTLE WALL BRUSH

Beaver tail handle.



Overall Width	Paintbrush Thickness	Fill Material	Trim Length	Handle Type	Std Pk	Item No.
3	7/8	China Bristle	3	Wood	6	70023
3	1	China Bristle	3-1/2	Wood	6	70011
4	7/8	China Bristle	3-1/2	Wood	6	70025
4	1	China Bristle	4	Wood	6	70013

NYLON/POLYESTER BLEND WALL BRUSH

Beaver tail handle.



Overall Width	Paintbrush Thickness	Fill Material	Trim Length	Handle Type	Std Pk	Item No.
3	7/8	Nylon/Polyester	3	Wood	6	71027
3	1	Nylon/Polyester	3-1/2	Wood	6	71014
3-1/2	7/8	Nylon/Polyester	3-1/4	Wood	6	71028
4	7/8	Nylon/Polyester	3-1/2	Wood	6	71029
4	1	Nylon/Polyester	4	Wood	6	71016

BLACK POLYESTER WALL BRUSH

Beaver tail handle.



Overall Width	Paintbrush Thickness	Fill Material	Trim Length	Handle Type	Std Pk	Item No.
3	7/8	Polyester	2-3/4	Wood	6	72009
3	1	Polyester	4	Wood	6	72001
4	7/8	Polyester	3-1/4	Wood	6	72011
4	1	Polyester	4-1/4	Wood	6	72003

PURE WHITE CHINA BRISTLE BRUSH

Beaver tail handle.



Overall Width	Paintbrush Thickness	Fill Material	Trim Length	Handle Type	Std Pk	Item No.
1/2	1/4	White China Bristle	1-3/4	Plastic	12	70067
1/2	1/4	White China Bristle	1-3/4	Wood	12	70150
1	7/16	White China Bristle	2-1/4	Plastic	12	70068
1	7/16	White China Bristle	2-1/4	Wood	12	70151
1-1/2	1/2	White China Bristle	2-1/2	Plastic	12	70069
1-1/2	1/2	White China Bristle	2-1/2	Wood	12	70152
2	9/16	White China Bristle	2-3/4	Plastic	12	70070
2	9/16	White China Bristle	2-3/4	Wood	12	70153
2-1/2	5/8	White China Bristle	2-3/4	Plastic	12	70071
2-1/2	5/8	White China Bristle	2-3/4	Wood	12	70154
3	11/16	White China Bristle	3	Plastic	12	70072
3	11/16	White China Bristle	3	Wood	12	70155
4	7/8	White China Bristle	3-1/4	Plastic	12	70073
4	7/8	White China Bristle	3-1/4	Wood	12	70156

PURE GREY BRISTLE BRUSH

Bow handle.

Overall Width	Paintbrush Thickness	Fill Material	Trim Length	Handle Type	Std Pk	Item No.
1	3/8	Grey Bristle	2	Plastic	12	71100
1-1/2	7/16	Grey Bristle	2	Plastic	12	71101
2	7/16	Grey Bristle	2-1/4	Plastic	12	71102
2-1/2	1/2	Grey Bristle	2-1/2	Plastic	12	71103
3	1/2	Grey Bristle	2-1/2	Plastic	12	71104
4	11/16	Grey Bristle	2-3/4	Plastic	12	71105



PURE GREY BRISTLE BRUSH

Kaiser handle. A good chip brush.

Overall Width	Paintbrush Thickness	Fill Material	Trim Length	Handle Type	Std Pk	Item No.
1	3/8	Grey Bristle	2	Plastic	12	71106
1-1/2	3/8	Grey Bristle	2	Plastic	12	71107
2	7/16	Grey Bristle	2	Plastic	12	71108
2-1/2	1/2	Grey Bristle	2-1/4	Plastic	12	71109
3	1/2	Grey Bristle	2-1/4	Plastic	12	71110



NYLON/POLYESTER BLEND BRUSH

Beaver tail handle.

Overall Width	Paintbrush Thickness	Fill Material	Trim Length	Handle Type	Std Pk	Item No.
1	7/16	Nylon/Polyester	2-1/4	Plastic	12	71057
1-1/2	1/2	Nylon/Polyester	2-1/2	Plastic	12	71058
2	9/16	Nylon/Polyester	2-3/4	Plastic	12	71059
2-1/2	5/8	Nylon/Polyester	3	Plastic	12	71060
3	11/16	Nylon/Polyester	3-1/4	Plastic	12	71061
4	7/8	Nylon/Polyester	3-1/2	Plastic	12	71062



BLACK POLYESTER BRUSH

Beaver tail handle.

Overall Width	Paintbrush Thickness	Fill Material	Trim Length	Handle Type	Std Pk	Item No.
1/2	1/4	Polyester	1-3/4	Plastic	12	72024
1	7/16	Polyester	2-1/4	Plastic	12	72025
1-1/2	1/2	Polyester	2-1/2	Plastic	12	72026
2	9/16	Polyester	2-3/4	Plastic	12	72027
2-1/2	5/8	Polyester	3	Plastic	12	72028
3	11/16	Polyester	3-1/4	Plastic	12	72029



ECONOMY CHINA BRISTLE BRUSH

Kaiser handle.



Overall Width	Paintbrush Thickness	Fill Material	Trim Length	Handle Type	Std Pk	Item No.
1/2	1/4	China Bristle	1-11/16	Plastic	12	86144
1	3/8	China Bristle	2	Plastic	12	86133
1-1/2	7/16	China Bristle	2	Plastic	12	86134
2	1/2	China Bristle	2	Plastic	12	86135
3	1/2	China Bristle	2-1/4	Plastic	12	86136
4	11/16	China Bristle	2-1/2	Plastic	6	86137

ECONOMY PURE WHITE BRISTLE BRUSH

Available with plastic or wood handles.



Overall Width	Paintbrush Thickness	Fill Material	Trim Length	Handle Type	Std Pk	Item No.
1/2	1/4	White Bristle	1-1/2	Wood	72	86015
1/2	1/4	White Bristle	1-1/2	Plastic	72	86001
1	5/16	White Bristle	1-1/2	Wood	72	86016
1	5/16	White Bristle	1-1/2	Plastic	72	86002
1-1/2	5/16	White Bristle	1-1/2	Wood	72	86017
1-1/2	5/16	White Bristle	1-1/2	Plastic	72	86003
2	5/16	White Bristle	1-1/2	Wood	72	86018
2	5/16	White Bristle	1-1/2	Plastic	72	86004
2-1/2	3/8	White Bristle	1-1/2	Wood	48	86014
2-1/2	3/8	White Bristle	1-1/2	Plastic	48	86005
3	3/8	White Bristle	1-1/2	Wood	48	86019
3	3/8	White Bristle	1-1/2	Plastic	48	86006
4	11/16	White Bristle	2-1/4	Wood	12	86020
4	11/16	White Bristle	2-1/4	Plastic	12	86007

PURE WHITE CHINA BRISTLE FLAT SASH TOOL BRUSH



Overall Width	Paintbrush Thickness	Fill Material	Trim Length	Handle Type	Std Pk	Item No.
1	7/16	China Bristle	2-1/4	Plastic	12	70085
1-1/2	1/2	China Bristle	2-1/2	Plastic	12	70086
2	9/16	China Bristle	2-3/4	Plastic	12	70087
2-1/2	5/8	China Bristle	3	Plastic	12	70186
3	11/16	China Bristle	3	Plastic	12	70187

BLACK POLYESTER HEAVY FLAT SASH TOOL BRUSH



Overall Width	Paintbrush Thickness	Fill Material	Trim Length	Handle Type	Std Pk	Item No.
1	1/23	Polyester	2-1/4	Plastic	12	72206
1-1/2	1/2	Polyester	2-1/4	Plastic	12	72207
2	9/16	Polyester	2-3/4	Plastic	12	72101
2-1/2	5/8	Polyester	3	Plastic	12	72102
3	11/16	Polyester	3	Plastic	12	72208

PURE WHITE CHINA BRISTLE ANGULAR FLAT SASH TOOL BRUSH

Overall Width	Paintbrush Thickness	Fill Material	Trim Length	Handle Type	Std Pk	Item No.
1	3/8	China Bristle	2	Plastic	12	70188
1-1/2	7/16	China Bristle	2-1/4	Plastic	12	70089
2	7/16	China Bristle	2-1/2	Plastic	12	70090
2-1/2	1/2	China Bristle	2-3/4	Plastic	12	70189
3	3/4	China Bristle	2-3/4	Plastic	12	70190



BLACK POLYESTER ANGULAR FLAT SASH TOOL BRUSH

Overall Width	Paintbrush Thickness	Fill Material	Trim Length	Handle Type	Std Pk	Item No.
1	3/8	Polyester	2	Plastic	12	71153
1-1/2	7/16	Polyester	2-1/4	Plastic	12	71289
2	7/16	Polyester	2-1/2	Plastic	12	71290
2-1/2	1/2	Polyester	2-1/2	Plastic	12	71154



ECONOMY SYNTHETIC PAINT BRUSH

Overall Width	Paintbrush Thickness	Fill Material	Trim Length	Handle Type	Std Pk	Item No.
1/2	1/4	Synthetic	1-3/4	Plastic	72	86021
1	5/16	Synthetic	1-3/4	Plastic	72	86022
1-1/2	5/16	Synthetic	1-3/4	Plastic	72	86023
2	5/16	Synthetic	1-3/4	Plastic	72	86024
3	3/8	Synthetic	1-3/4	Plastic	48	86026
4	11/16	Synthetic	2-1/4	Plastic	12	86027



ECONOMY SYNTHETIC GENERAL PURPOSE BRUSH

Overall Width	Paintbrush Thickness	Fill Material	Trim Length	Handle Type	Std Pk	Item No.
1	3/8	Synthetic	2	Plastic	12	86128
1-1/2	7/16	Synthetic	2	Plastic	12	86129
2	7/16	Synthetic	2-1/4	Plastic	12	86130
3	1/2	Synthetic	2-1/4	Plastic	12	86131
4	11/16	Synthetic	2-3/4	Plastic	6	86132
4	7/8	Synthetic	3-1/2	Plastic	6	86143



PURE BLACK CHINA BRISTLE OVAL SASH TOOL BRUSH



Size	Paintbrush Thickness	Fill Material	Trim Length	Handle Type	Std Pk	Item No.
2	1/2	China Bristle	1-5/8	Plastic	12	70091
4	3/4	China Bristle	1-7/8	Plastic	12	70092
6	7/8	China Bristle	2-1/8	Plastic	12	70093
8	1	China Bristle	2-3/8	Plastic	12	70094
10	1-1/8	China Bristle	2-5/8	Plastic	12	70095

BLACK POLYESTER OVAL SASH TOOL BRUSH



Size	Paintbrush Thickness	Fill Material	Trim Length	Handle Type	Std Pk	Item No.
2	1/2	Polyester	1-3/4	Plastic	12	71216
4	3/4	Polyester	2	Plastic	12	71217
6	7/8	Polyester	2-1/4	Plastic	12	71218
8	1	Polyester	2-1/2	Plastic	12	71219
10	1-1/8	Polyester	2-3/4	Plastic	12	71220

PURE GREY CHINA BRISTLE OVAL SASH TOOL BRUSH



Size	Paintbrush Thickness	Fill Material	Trim Length	Handle Type	Std Pk	Item No.
2	1/2	Grey China Bristle	1-5/8	Plastic	12	71116
4	3/4	Grey China Bristle	1-7/8	Plastic	12	71117
6	7/8	Grey China Bristle	2-1/8	Plastic	12	71118
8	1	Grey China Bristle	2-3/8	Plastic	12	71119
10	1-1/8	Grey China Bristle	2-5/8	Plastic	12	71120
12	1-5/16	Grey China Bristle	2-7/8	Plastic	12	71121

PURE GREY CHINA BRISTLE ROUND SASH TOOL BRUSH

Also used as a chip brush.



Size	Paintbrush Thickness	Fill Material	Trim Length	Handle Type	Std Pk	Item No.
4	11/16	Grey China Bristle	1-7/8	Plastic	12	71112
6	13/16	Grey China Bristle	2-1/8	Plastic	12	71113
8	15/16	Grey China Bristle	2-3/8	Plastic	12	71114
10	1-1/16	Grey China Bristle	2-5/8	Plastic	12	71115

SELECTED CAMEL HAIR ROUND LETTERING MARKING BRUSH



Size	Brush Dia.	Fill Material	Trim Length	Handle Type	Std Pk	Item No.
1	1/16	Camel Hair	7/8	Wood	12	74020
2	5/64	Camel Hair	7/8	Wood	12	74021
3	3/32	Camel Hair	1	Wood	12	74022
4	7/64	Camel Hair	1	Wood	12	74023
5	1/8	Camel Hair	1	Wood	12	74024
6	5/32	Camel Hair	1-1/16	Wood	12	74025
8	3/16	Camel Hair	1-1/4	Wood	12	74027
12	1/4	Camel Hair	1-1/2	Wood	12	74029

SELECTED CAMEL HAIR ROUND LETTERING LACQUERING BRUSH

Size	Brush Dia.	Fill Material	Trim Length	Handle Type	Std Pk	Item No.
1	9/64	Camel Hair	7/8	Wood	12	74010
2	13/64	Camel Hair	15/16	Wood	12	74011
3	15/64	Camel Hair	1	Wood	12	74012
4	9/32	Camel Hair	1-1/16	Wood	12	74013
5	5/16	Camel Hair	1-1/8	Wood	12	74014
6	11/32	Camel Hair	1-3/16	Wood	12	74015



RED SABLE ARTISTS' BRUSH

Size	Brush Dia.	Fill Material	Trim Length	Handle Type	Size	Std Pk	Item No.
3/0	1/32	Red Sable	1/4	Wood	3/0	12	74065
2/0	3/64	Red Sable	5/16	Wood	2/0	12	74066
0	1/16	Red Sable	7/16	Wood	0	12	74067
1	5/64	Red Sable	1/2	Wood	1	12	74068
2	3/32	Red Sable	9/16	Wood	2	12	74069
4	1/8	Red Sable	5/8	Wood	4	12	74070
6	5/32	Red Sable	3/4	Wood	6	12	74071



PURE BRISTLE FLAT ARTISTS' OR FITCH MARKING BRUSH

Chiseled edge, walnut lacquered handle.

Overall Width	Fill Material	Trim Length	Handle Type	Std Pk	Item No.
1/4	Bristle	1	Wood	12	70100
1/2	Bristle	1-1/8	Wood	12	70101
3/4	Bristle	1-3/8	Wood	12	70102
1	Bristle	1-3/4	Wood	12	70103
1-1/2	Bristle	2-3/8	Wood	12	70105



PURE WHITE BRISTLE ROUND MARKING BRUSH

Overall length range from 11-7/8" to 12-1/2".

Size	Brush Dia.	Fill Material	Trim Length	Handle Type	Std Pk	Item No.
1	9/64	White Bristle	11/16	Wood	12	74030
2	5/32	White Bristle	3/4	Wood	12	74031
3	3/16	White Bristle	7/8	Wood	12	74032
4	7/32	White Bristle	1	Wood	12	74033
5	1/4	White Bristle	1-1/16	Wood	12	74034
6	9/32	White Bristle	1-1/8	Wood	12	74035



CAMEL HAIR ROUND MARKING BRUSH

Overall lengths range from 12-1/8" to 12-1/2".



Size	Brush Dia.	Fill Material	Trim Length	Handle Type	Std Pk	Item No.
1	9/64	Camel Hair	5/8	Wood	12	74001
2	5/32	Camel Hair	3/4	Wood	12	74002
3	3/16	Camel Hair	7/8	Wood	12	74003
4	7/32	Camel Hair	1	Wood	12	74004
5	1/4	Camel Hair	1-1/16	Wood	12	74005
6	9/32	Camel Hair	1-1/8	Wood	12	74006

PURE CHINA BRISTLE STENCIL MARKING BRUSH



Size	Brush Dia.	Fill Material	Trim Length	Handle Type	Std Pk	Item No.
4	1	China Bristle	1-1/4	Wood	12	70107
6	1-1/4	China Bristle	1-1/2	Wood	12	70108
8	1-1/2	China Bristle	1-5/8	Wood	12	70109

SELECTED OX HAIR ONE STROKE BRUSH



Overall Width	Fill Material	Trim Length	Handle Type	Std Pk	Item No.
1/8	Ox Hair	11/16	Wood	12	74040
1/4	Ox Hair	13/16	Wood	12	74041
3/8	Ox Hair	15/16	Wood	12	74042
1/2	Ox Hair	1	Wood	12	74043
3/4	Ox Hair	1-1/4	Wood	12	74044
1	Ox Hair	1-1/2	Wood	12	74045

SELECTED OX HAIR SIGN WRITERS' BRUSH

Chiseled edge.



Overall Width	Fill Material	Trim Length	Handle Type	Std Pk	Item No.
1/4	Ox Hair	7/8	Wood	12	73020
1/2	Ox Hair	1	Wood	12	73021
3/4	Ox Hair	1-1/16	Wood	12	73022
1	Ox Hair	1-1/8	Wood	12	73023
1-1/2	Ox Hair	1-1/2	Wood	12	73024

BRIDLED GLUE BRUSH

Size	Paintbrush Thickness	Fill Material	Trim Length	Handle Type	Std Pk	Item No.
2	1/4	Pure China Bristle	1-3/8	Wood	12	74050
6	1/2	Pure China Bristle	1-5/8	Wood	12	74051
10	3/4	Pure China Bristle	1-7/8	Wood	12	74052
14	7/8	Pure China Bristle	2-1/8	Wood	6	74053
18	1-1/4	Bristle/Horsehair	2-1/4	Wood	6	74055*
22	1-1/2	Bristle/Horsehair	2-1/2	Wood	6	74056*

* 70% Pure China Bristle & 30% Flagged Horsehair



Bristle/Horsehair

Pure China Bristle

PURE GREY BRISTLE HEAVY ROUND GLUE BRUSH

Size	Paintbrush Thickness	Fill Material	Trim Length	Handle Type	Std Pk	Item No.
8	1-1/2	Grey Bristle	2-3/8	Wood	12	71130
10	1-3/4	Grey Bristle	2-5/8	Wood	12	71131
12	2	Grey Bristle	2-5/8	Wood	6	71132
16	2-9/16	Grey Bristle	3-1/8	Wood	6	71134



CHIP BRUSH

Overall Width	Paintbrush Thickness	Fill Material	Trim Length	Handle Type	Std Pk	Item No.
1	5/16	Plastic Filament	1-3/4	Wood	24	72030
1-1/2	11/16	Black Tampico Fiber	1-7/8	Wood	24	73035
2	7/16	Plastic Filament	1-3/4	Wood	24	72031
3	1/2	Plastic Filament	2	Wood	12	72032
4	1/2	Plastic Filament	2-1/4	Wood	12	72033



PARTS CLEANING BRUSH

Handy tool for cleaning motor parts. Pointed Top.

Size	Brush Dia.	Fill Material	Trim Length	Handle Type	Std Pk	Item No.
8	15/16	Grey Tampico	2-7/8	Wood	12	73027
10	15/16	Pure Grey Bristle	2-7/8	Plastic	12	71135
8	1-1/16	Grey Tampico	2-7/8	Wood	12	73028
10	1-1/16	Pure Grey Bristle	2-7/8	Plastic	12	71136
1-1/2	1-1/2	Stiff Pure China Bristle	2-3/8	Wood	12	70115



ECONOMY CRIMPED POLYESTER PARTS CLEANING BRUSH

Application: Cleaning Motors, Machinery, Metal Parts

Size	Brush Dia.	Overall Length	Fill Material	Trim Length	Handle Type	Std Pk	Item No.
1 1/8"	1-1/8	11	Polyester	2-3/4	Plastic	12	75975



FOAM PAINTBRUSH

Chiseled edge.



Overall Width	Fill Material	Handle Type	Std Pk	Item No.
1	Foam	Wood	50	70374
2	Foam	Wood	50	70375
3	Foam	Wood	40	70376
4	Foam	Wood	30	70377

HORSEHAIR TIN FERRULE ACID BRUSH



Overall Length	Overall Width	Fill Material	Handle Type	Trim Length	Std Pk	Item No.
6	1/4	Horsehair	Tin	11/16	144	74059
6-1/8	3/8	Horsehair	Tin	7/8	144	74060
6-1/8	7/16	Horsehair	Tin	7/8	144	74061
6-1/8	9/16	Horsehair	Tin	7/8	144	74062

HARDWOOD BLOCK ROOF BRUSH

One tapered staff hole.



Uses Standard
Tapered Handles.
See Page 151

Brush Area Length	Brush Area Width	Fill Material	Trim Length	Size	Std Pk	Item No.
6-1/4	1-13/16	Grey Tampico	3-1/4	3-Knot	12	54086
7	2-1/2	White Tampico	2-1/2	3-Knot	24	54089

HARDWOOD HANDLED ROOF BRUSH

An excellent roof brush for small, out-of-the-way places. Also widely used by shipbuilders.



Fill Material	Trim Length	Handle Type	Size	Std Pk	Item No.
Grey Tampico	3-1/4	Wood	1-Knot	12	54085

TAMPICO/HORSEHAIR KALSOMINE BRUSH

Brush Area Width	Paintbrush Thickness	Fill Material	Trim Length	Handle Type	Std Pk	Item No.
6	7/8	White Tampico/Black Horsehair	3-1/2	Wood	3	73030
7	7/8	White Tampico/Black Horsehair	4	Wood	3	73031



MASONRY BRUSH

Applications: Painting, Application of Adhesive, Acid Washes

Fill	Handle Type	Trim Length	Trim Width	Std Pk	Item No.
White Tampico	Wood	3-1/4	6-1/2	12	59100



WHITE TAMPICO WHITEWASH BRUSH

Staple set, two rows.

Brush Area Width	Fill Material	Trim Length	Std Pk	Item No.
7	Tampico	3	12	54090
8	Tampico	3	12	54091



ECONOMY WHITEWASH BRUSH

Brush Area Width	Fill Material	Trim Length	Std Pk	Item No.
7	Tampico	2-5/8	12	83026



WHITEWASH BRUSH WOOD HANDLE

Handles must be ordered as a separate item.

Diameter	Overall Length	Handle End	Std Pk	Item No.
1	11	Tapered	12	77009



SYNTHETIC COVER

With phenolic core. Widely used for striping driveways and aisleways. Can be used on most every surface.



Overall Length	Fill Material	Roller Nap	Roller Texture	Std Pk	Item No.
4	Synthetic	3/4	Medium	12	85070

DANELLO COVER

With phenolic core for smooth and medium surfaces. Danello fabric produces a smoother finish when rolled in either direction. Will not mat.



Overall Length	Fill Material	Roller Nap	Roller Texture	Std Pk	Item No.
9	Danello	1/4	Smooth	12	85011
9	Danello	3/8	Medium	12	85013

SYNTHETIC TEXTURED MASTER COVER

Excellent for covering areas with surface imperfections. Loop construction holds more paint per load.



Overall Length	Fill Material	Roller Texture	Std Pk	Item No.
9	Synthetic	Textured	12	85014

POLYESTER/WOOL COVER

With phenolic core for brick, concrete, stucco, masonry, chain link and wire fences.



Overall Length	Fill Material	Roller Nap	Roller Texture	Std Pk	Item No.
9	Polyester/Wool	1	Rough	12	85019
9	Polyester/Wool	1-1/4	Very Rough	12	85064

LAMBSKIN COVER

With phenolic core for stucco, brick, masonry and wire fences.



Overall Length	Fill Material	Roller Nap	Roller Texture	Std Pk	Item No.
9	Lambskin	1-1/4	Very Rough	12	85021

SYNTHETIC ECONOMY COVER

Quality, lightweight tools for most internal surfaces and exterior areas. With phenolic core.

Overall Length	Fill Material	Roller Nap	Roller Texture	Std Pk	Item No.
7	Foam	3/16	Medium	24	78007
7	Synthetic	1/4	Smooth	12	85050
7	Synthetic	3/8	Medium	12	85051
9	Foam	3/16	Medium	24	78008
9	Synthetic	1/4	Smooth	12	85060
9	Synthetic	3/8	Medium	12	85061
9	Synthetic	3/4	Rough	12	85062



SYNTHETIC DISPOSABLE COVER

For all spreading applications. Ideal for painters who use multiple colors. Just open the can, fill the tray, dip in and start working. No time wasted -- no cleaning. A quick, clean way to paint.

Overall Length	Fill Material	Roller Nap	Std Pk	Item No.
7	Synthetic	7/16	12	85052
9	Synthetic	7/16	12	85063



SYNTHETIC CORNER FRAME AND COVER

Use with all types of paint.

Fill Material	Std Pk	Item No.
Synthetic	12	85001



SYNTHETIC TRIM COVER AND FRAME

Use with all types of paint on smooth surfaces.

Overall Length	Fill Material	Std Pk	Item No.
3	Synthetic	12	85002



INDUSTRIAL PAINT ROLLER FRAME

Osborn's compression, cage-type roller frame has 5 spring-steel ribs with "bow spring" compression for positive holding of cover. Sturdy, lightweight 5/16" steel rod frame. Lifetime nylon-end bearings leave no mark on painted surfaces. Plastic handle has threaded end for use with extension pole.

Overall Length	Std Pk	Item No.
7	12	85003
9	12	85004



ECONOMY PAINT ROLLER FRAME

This quality-constructed, lightweight frame is made with 1/4" steel rods. The compression, cage-type roller frame has 3 spring-steel ribs with "bow spring" compression to hold the cover securely. Lifetime nylon-end bearings provide free-wheeling roller operation without leaving marks on the painted surface. Plastic handle is threaded so that extension poles can be attached.



Overall Length	Std Pk	Item No.
9	12	85073

HEAVY-DUTY INDUSTRIAL PAINT ROLLER FRAME

Made with 5/16" steel rod. Four spring-steel ribs with "bow spring" compression hold the cover securely. An easy-to-hold, coarse grain, plastic handle is threaded so that an extension pole can be attached.



Overall Length	Std Pk	Item No.
4	12	85071

SYNTHETIC HOT DOG FRAME AND COVER

Use with all types of paint; unique extra long handle for hard-to-reach areas.



Overall Length	Fill Material	Description	Std Pk	Item No.
7	Synthetic	Frame and Cover	12	85015
7	Synthetic	Replacement Cover	12	85016

PAINTER'S MITT

Made of lint-free synthetic fabric. For use on rails, pipes and hard-to-reach surfaces. Can be used with all types of paint.



Fill Material	Std Pk	Item No.
Synthetic	6	85031

BUCKET GRID

Heavy steel permits use of paint roller direct from 5-gallon paint pot.

Material	Std Pk	Item No.
Steel	12	85032



3-QUART DEEP WELL TRAY

Heavy, rust-proofed steel, ladder-grip legs. For 7" or 9" rollers.

Material	Std Pk	Item No.
Steel	12	85033



ECONOMY TRAY

Economy metal tray, bright steel, ladder-lock legs, doweled surface. For 7" or 9" rollers.

Material	Std Pk	Item No.
Steel	12	85034



DELUXE PLASTIC PAINT TRAY

Heavy gauge plastic with ladder-lock legs for 7" or 9" rollers.

Material	Std Pk	Item No.
Plastic	12	78006



ECONOMY PLASTIC PAINT TRAY

Material	Std Pk	Item No.
Plastic	12	78005



BRUSHES

Osborn economy brush products are specifically designed as an economical alternative to the high-value Osborn brand. The Osborn economy line offers consistent quality that outperforms competitor's DIY and professional power brush lines. Geared toward light industrial and DIY users, these brush styles were selected from the fastest movers in the Osborn line to provide a complete selection of quick-turning products.

All Osborn economy power brushes have standard arbor hole sizes or shanks. Power brushes with plain arbor holes come packaged with adapters for common drive sizes. High-speed thread adapters are included in the Osborn economy line to fit most threaded drives. All power brushes in the economy line are individually packed in clear plastic clamshells for easy display, and are barcoded for retail or wholesale delivery.

- Competitive price point
- Thoroughly tested for consistent quality across entire line
- All power brushes are display packaged



CRIMPED WIRE WHEEL BRUSHES

CRIMPED WIRE WHEEL BRUSH - NARROW FACE

Brush Dia.	Arbor Hole*	Fill Dia.	Fill Material	Face Width	Max RPM	Item No.
4	2	0.014	Steel	5/8	6000	99008
6	2	0.014	Steel	5/8	6000	99009
8	2	0.014	Steel	5/8	4500	99010

* Includes 5/8" and 1/2" adapters



CRIMPED WIRE WHEEL BRUSH - MEDIUM FACE

Brush Dia.	Arbor Hole*	Fill Dia.	Fill Material	Face Width	Max RPM	Item No.
4	3/4	0.008	Steel	3/4	6000	99011
4	3/4	0.014	Steel	3/4	6000	99014
6	2	0.008	Steel	3/4	6000	99012
6	2	0.014	Steel	3/4	6000	99015
7	2	0.014	Steel	3/4	6000	99016
8	2	0.008	Steel	3/4	4500	99013
8	2	0.014	Steel	3/4	4500	99017

* Includes 5/8" and 1/2" adapters



CRIMPED WIRE WHEEL BRUSH - WIDE FACE

Brush Dia.	Arbor Hole*	Fill Dia.	Fill Material	Face Width	Max RPM	Item No.
4	3/4	0.008	Steel	1	6000	99018
4	3/4	0.014	Steel	1	6000	99021
6	2	0.008	Steel	1-1/4	6000	99019
6	2	0.014	Steel	1-1/4	6000	99022
8	2	0.008	Steel	1-1/2	4500	99020
8	2	0.014	Steel	1-1/2	4500	99023

* Includes 5/8" and 1/2" adapters



CRIMPED WIRE TAPERED WHEEL BRUSH

Brush Dia.	Arbor Hole	Fill Dia.	Fill Material	Max RPM	Item No.
4	5/8-11NC	0.0118	Steel	12500	99057
4	5/8-11NC	0.0118	Stainless	12500	99058



CRIMPED WIRE WHEEL BRUSH - SHANK MOUNTED



Brush Dia.	Shank Size	Fill Dia.	Fill Material	Max RPM	Item No.
2	1/4	0.008	Steel	18500	99000
2	1/4	0.008	Stainless	18500	99004
2	1/4	0.014	Steel	18500	99001
2	1/4	0.014	Stainless	18500	99005
3	1/4	0.008	Steel	18500	99002
3	1/4	0.008	Stainless	18500	99006
3	1/4	0.014	Steel	18500	99003
3	1/4	0.014	Stainless	18500	99007

KNOT WIRE WHEEL BRUSHES

KNOT WIRE WHEEL BRUSH



Brush Dia.	Arbor Hole	Fill Dia.	Fill Material	Face Width	Max RPM	Item No.
3	1/2-3/8	0.014	Steel	3/8	25000	99066
3	1/2-3/8	0.014	Stainless	3/8	25000	99076
3	1/2-3/8	0.020	Steel	3/8	25000	99067
4	5/8-1/2	0.014	Steel	5/16	20000	99068
4	5/8-1/2	0.014	Stainless	5/16	20000	99077
4	5/8-1/2	0.020	Steel	5/16	20000	99070
5	5/8-11NC	0.020	Steel	3/16	12000	99071
5	5/8-11NC	0.020	Stainless	3/16	12000	99078
6	5/8-11NC	0.014	Steel	1/2	9000	99072
6	5/8-11NC	0.014	Stainless	1/2	9000	99079
6	5/8-11NC	0.020	Steel	1/2	9000	99130
6	5/8-1/2	0.020	Steel	1/2	9000	99073
8	1-1/4	0.014	Steel	5/8	8500	99074
8	1-1/4	0.014	Stainless	5/8	8500	99080
8	1-1/4	0.020	Steel	5/8	8500	99075

KNOT WIRE TAPERED WHEEL BRUSH



Brush Dia.	Arbor Hole	Fill Dia.	Fill Material	Max RPM	Item No.
4	5/8-11NC	0.014	Steel	12500	99059
4	5/8-11NC	0.014	Stainless	12500	99063
4	5/8-11NC	0.020	Steel	12500	99060
4	5/8-11NC	0.020	Stainless	12500	99064
5	5/8-11NC	0.014	Steel	12500	99061
5	5/8-11NC	0.020	Steel	12500	99062
5	5/8-11NC	0.020	Stainless	12500	99065

HIGH SPEED WHEEL BRUSHES

HIGH SPEED CRIMPED WIRE WHEEL BRUSH

Brush Dia.	Arbor Hole	Fill Dia.	Fill Material	Face Width	Max RPM	Item No.
4	5/8-11NC	0.014	Steel	1/2	15000	99094
4	5/8-11NC	0.014	Stainless	1/2	15000	99096
4	5/8-11NC	0.020	Steel	1/2	15000	99095
4	5/8-11NC	0.020	Stainless	1/2	15000	99097



HIGH SPEED KNOT WIRE WHEEL BRUSH

Brush Dia.	Arbor Hole	Fill Dia.	Fill Material	Face Width	Max RPM	Item No.
4	5/8-11NC	0.020	Steel	5/16	20000	99069



HIGH SPEED CABLE KNOT WIRE WHEEL BRUSH

Brush Dia.	Arbor Hole	Fill Dia.	Fill Material	Face Width	Max RPM	Item No.
4	5/8-11NC	0.020	Steel	1/2	20000	99092
4	5/8-11NC	0.020	Stainless	1/2	20000	99093



HIGH SPEED STRINGER BEAD KNOT WIRE WHEEL BRUSH

Brush Dia.	Arbor Hole	Fill Dia.	Fill Material	Face Width	Max RPM	Item No.
4	5/8-11NC	0.014	Steel	5/16	20000	99081
4	5/8-11NC	0.014	Stainless	5/16	20000	99087
4	5/8-11NC	0.020	Steel	5/16	20000	99082
4	5/8-11NC	0.020	Stainless	5/16	20000	99088
5	5/8-11NC	0.020	Steel	3/16	12000	99083
6	5/8-11NC	0.020	Steel	1/4	12000	99084
6	5/8-11NC	0.020	Stainless	1/4	12000	99089
6-1/2	5/8-11NC	0.020	Steel	3/16	12000	99086
6-1/2	5/8-11NC	0.020	Stainless	3/16	12000	99091



CRIMPED WIRE CUP BRUSH



Brush Dia.	Arbor Hole	Fill Dia.	Fill Material	Max RPM	Item No.
2-1/2	5/8-11NC	0.014	Steel	12500	99024
3	5/8-11NC	0.014	Steel	12500	99025
3	5/8-11NC	0.014	Stainless	12500	99033
3	5/8-11NC	0.020	Steel	12500	99026
4	5/8-11NC	0.014	Steel	9000	99027
4	5/8-11NC	0.014	Stainless	9000	99034
4	5/8-11NC	0.020	Steel	9000	99028
5	5/8-11NC	0.014	Steel	8000	99029
5	5/8-11NC	0.014	Stainless	8000	99035
5	5/8-11NC	0.020	Steel	8000	99030

KNOT WIRE CUP BRUSH



Brush Dia.	Arbor Hole	Fill Dia.	Fill Material	Max RPM	Item No.
2-1/2	5/8-11NC	0.014	Steel	12500	99036
2-1/2	5/8-11NC	0.014	Stainless	12500	99044
2-1/2	5/8-11NC	0.020	Steel	12500	99037
2-1/2	5/8-11NC	0.020	Stainless	12500	99045
3	5/8-11NC	0.014	Steel	7500	99038
3	5/8-11NC	0.014	Stainless	7500	99046
3	5/8-11NC	0.020	Steel	7500	99039
4	5/8-11NC	0.014	Steel	6000	99040
4	5/8-11NC	0.020	Steel	6000	99041
4	5/8-11NC	0.020	Stainless	6000	99047
6	5/8-11NC	0.014	Steel	6000	99042
6	5/8-11NC	0.020	Steel	6000	99043

KNOT WIRE BRIDLED CUP BRUSH



Brush Dia.	Arbor Hole	Fill Dia.	Fill Material	Max RPM	Item No.
3	5/8-11NC	0.014	Steel	11000	99048
3	5/8-11NC	0.020	Steel	11000	99049
3	5/8-11NC	0.020	Stainless	11000	99054
4	5/8-11NC	0.014	Steel	8500	99050
4	5/8-11NC	0.014	Stainless	8500	99055
4	5/8-11NC	0.020	Steel	8500	99051
5	5/8-11NC	0.014	Steel	6500	99052
5	5/8-11NC	0.014	Stainless	6500	99056
5	5/8-11NC	0.020	Steel	6500	99053

CRIMPED WIRE CUP BRUSH - SHANK MOUNTED

With 1/4" shank.



Brush Dia.	Fill Dia.	Fill Material	Max RPM	Item No.
2	0.008	Steel	10500	99109
2	0.008	Stainless	10500	99113
2	0.014	Steel	10500	99110
2	0.014	Stainless	10500	99114
2-1/2	0.008	Steel	4500	99111
2-1/2	0.008	Stainless	4500	99115
2-1/2	0.014	Steel	4500	99112
2-1/2	0.014	Stainless	4500	99116

END BRUSHES

CRIMPED WIRE END BRUSH

With 1/4" shank.

Brush Dia.	Fill Dia.	Fill Material	Max RPM	Item No.
3/4	0.010	Stainless	20000	99107
3/4	0.014	Steel	20000	99104
1	0.020	Steel	20000	99106
1	0.010	Stainless	20000	99108
1	0.014	Steel	20000	99105



KNOT WIRE END BRUSH

With 1/4" shank.

Brush Dia.	Fill Dia.	Fill Material	Max RPM	Item No.
3/4	0.014	Steel	20000	99098
3/4	0.020	Steel	20000	99099
1	0.012	Steel	20000	99100
1	0.014	Steel	20000	99101
1	0.014	Stainless	20000	99103
1	0.020	Steel	20000	99102



GRIT BRUSHES

GRIT WHEEL BRUSH - SHANK MOUNTED

With 1/4" shank.

Brush Dia.	Grit Size	Fill Material	Max RPM	Item No.
3	80	Grit	5000	99117
3	180	Grit	5000	99118
4	80	Grit	5000	99119
4	180	Grit	5000	99120



GRIT CUP BRUSH - SHANK MOUNTED

With 1/4" shank.

Brush Dia.	Grit Size	Fill Material	Max RPM	Item No.
2	80	Grit	5000	99121
2	180	Grit	5000	99122
3	80	Grit	5000	99123
3	180	Grit	5000	99124



OVERSTOCK

Welcome to Osborn's Overstocks! Special savings off catalog prices on high-quality Osborn products. Quantities are limited! We update this list regularly. Please call Osborn Customer Service for special pricing on these and other overstock products.

- Type 1 Cut-Off Wheels
- Type 27 and 28 Grinding Wheels
- Flap Discs
- Street Brooms

OVERSTOCK

CUT-OFF WHEEL FOR PORTABLE AIR TOOLS - REINFORCED TYPE 1



Diameter	Abrasive Type	Arbor Hole	Overall Width	Fill Material	Max RPM	Std Pk	Item No.
3	A24R	3/8	1/8	Aluminum Oxide	25000	50	80141
3	A36T	1/4	1/16	Aluminum Oxide	25000	50	80123
3	A36T	1/4	11/32	Aluminum Oxide	25000	50	80133
3	A36T	3/8	1/16	Aluminum Oxide	25000	50	80125
3	A36T	3/8	11/32	Aluminum Oxide	25000	50	80135
3	A60T	1/4	1/16	Aluminum Oxide	25000	50	80124
3	A60T	1/4	11/32	Aluminum Oxide	25000	50	80134
3	A60T	3/8	1/16	Aluminum Oxide	25000	50	80126
3	A60T	3/8	11/32	Aluminum Oxide	25000	50	80136
4	A24R	3/8	1/8	Aluminum Oxide	19000	50	80155
4	A36T	1/4	1/16	Aluminum Oxide	19000	50	80143
4	A36T	1/4	11/32	Aluminum Oxide	19000	50	80149
4	A36T	3/8	1/16	Aluminum Oxide	19000	50	80145
4	A36T	3/8	11/32	Aluminum Oxide	19000	50	80151
4	A60T	1/4	1/16	Aluminum Oxide	19000	50	80144
4	A60T	1/4	11/32	Aluminum Oxide	19000	50	80150
4	A60T	3/8	1/16	Aluminum Oxide	19000	50	80146
4	A60T	3/8	11/32	Aluminum Oxide	19000	50	80152

CUT-OFF WHEEL FOR ELECTRIC SAWS - REINFORCED TYPE 1

Diameter	Abrasive Type	Arbor Hole	Overall Width	Fill Material	Max RPM	Std Pk	Item No.
4	A24R	7/8	3/32	Aluminum Oxide	13300	25	80161
6	A24R	5/8	3/32	Aluminum Oxide	8600	25	80164*
7	A24R	5/8	3/32	Aluminum Oxide	8600	25	80171*
7	C24R	5/8	3/32	Silicon Carbide	8600	25	80172*
8	A24R	5/8	3/32	Aluminum Oxide	7500	25	80178*
8	C24R	5/8	3/32	Silicon Carbide	7500	25	80179*

* Diamond Bore Available



CUT-OFF WHEEL FOR GAS OR ELECTRIC SAWS - REINFORCED TYPE 1

Diameter	Abrasive Type	Bore (mm)	Bore	Overall Width	Fill Material	Max RPM	Std Pk	Item No.
12	A24N		7/8	1/8	Aluminum Oxide	6300	10	80192
12	A24R		1	1/8	Aluminum Oxide	6300	10	80195
12	A24R	20		1/8	Aluminum Oxide	6300	10	80201
12	C24R		7/8	1/8	Silicon Carbide	6300	10	80194
12	C24R		1	1/8	Silicon Carbide	6300	10	80198
12	C24R	20		1/8	Silicon Carbide	6300	10	80203
14	A24R		1	1/8	Aluminum Oxide	5400	10	80213
14	C24R		1	1/8	Silicon Carbide	5400	10	80214



CUT-OFF WHEEL FOR CHOP SAWS, STATIONARY SAWS AND STREET SAWS - REINFORCED TYPE 1

Diameter	Abrasive Type	Bore	Overall Width	Fill Material	Max RPM	Std Pk	Item No.
10	A24R	5/8	1/8	Aluminum Oxide	6112	10	80221
10	A24R	1	1/8	Aluminum Oxide	6112	25	80230
12	A24R	1	1/8	Aluminum Oxide	5092	10	80237
12	A60R	1	3/32	Aluminum Oxide	5092	10	80235
14	A24R	1	1/8	Aluminum Oxide	4365	10	80247
14	A60R	1	3/32	Aluminum Oxide	4365	10	80245
14	C24R	1	3/16	Silicon Carbide	4365	5	80256*
14	C24R	1	1/4	Silicon Carbide	4365	5	80259*
16	A24R	1	5/32	Aluminum Oxide	3820	10	80265
16	A36R	1	5/32	Aluminum Oxide	3820	10	80267
20	A24R	1	3/16	Aluminum Oxide	3066	5	80281
24	A24R	1	1/4	Aluminum Oxide	2546	5	80288

* With Pinhole for Drive



GRINDING WHEEL FOR PORTABLE AIR OR ELECTRIC GRINDERS - REINFORCED TYPE 27



Diameter	Abrasive Type	Bore	Threaded Bore	Overall Width	Fill Material	Max RPM	Std Pk	Item No.
3	A24N	3/8		3/16	Aluminum Oxide	20000	25	80341
3	A24N	3/8		1/4	Aluminum Oxide	20000	25	80345
4	A24N	3/8		1/4	Aluminum Oxide	15000	25	80355
4	A24N	5/8		1/4	Aluminum Oxide	15000	25	80356
4-1/2	A24N	7/8		3/16	Aluminum Oxide	13300	25	80360
4-1/2	A24N	7/8		1/4	Aluminum Oxide	13300	25	80365
4-1/2	C24N	7/8		1/4	Silicon Carbide	13300	25	80366
4-1/2	ZA24R		5/8 - 11NC	1/4	Zirconium	13300	10	80367
4-1/2	ZA24R	7/8		1/4	Zirconium	13300	25	80368
5	A24N	7/8		1/4	Aluminum Oxide	12000	25	80370
7	A24N		5/8 - 11NC	1/4	Aluminum Oxide	8600	10	80386
7	A24N	7/8		1/4	Aluminum Oxide	8600	25	80376
7	A24R		5/8 - 11NC	1/4	Aluminum Oxide	8600	10	80387
7	A24R	7/8		1/4	Aluminum Oxide	8600	25	80377
7	A46N		5/8 - 11NC	1/4	Aluminum Oxide	8600	10	80388
7	ZA24R		5/8 - 11NC	1/4	Zirconium	8600	10	80385
7	ZA24R	7/8		1/4	Zirconium	8600	25	80375
9	A24N		5/8 - 11NC	1/4	Aluminum Oxide	6800	10	80406
9	A24N	7/8		1/4	Aluminum Oxide	6800	25	80396
9	A24R		5/8 - 11NC	1/4	Aluminum Oxide	6800	10	80407
9	A24R	7/8		1/4	Aluminum Oxide	6800	25	80397
9	A46N		5/8 - 11NC	1/4	Aluminum Oxide	6800	10	80408
9	C24N	7/8		1/4	Silicon Carbide	6800	25	80398
9	ZA24R		5/8 - 11NC	1/4	Zirconium	6800	10	80405
9	ZA24R	7/8		1/4	Zirconium	6800	25	80395

DEPRESSED CENTER CUT-OFF WHEEL FOR PORTABLE OR ELECTRIC GRINDERS - REINFORCED TYPE 27



Diameter	Abrasive Type	Bore	Threaded Bore	Overall Width	Fill Material	Max RPM	Std Pk	Item No.
3	A24R	3/8		1/8	Aluminum Oxide	20000	25	80421
4	A24R	3/8		1/8	Aluminum Oxide	15000	25	80428
4	A24R	5/8		1/8	Aluminum Oxide	15000	25	80430
4-1/2	A24N		5/8 - 11NC	1/4	Aluminum Oxide	13300	10	80443
4-1/2	A24R		5/8 - 11NC	1/8	Aluminum Oxide	13300	10	80440
4-1/2	A24R	7/8		3/32	Aluminum Oxide	13300	25	80435
4-1/2	A24R	7/8		1/8	Aluminum Oxide	13300	25	80441
4-1/2	A46N		5/8 - 11NC	1/4	Aluminum Oxide	13300	10	80442
4-1/2	A46N	7/8		1/4	Aluminum Oxide	13300	25	80444
5	A24R	7/8		1/8	Aluminum Oxide	12000	25	80445
9	C24R		5/8 - 11NC	1/8	Silicon Carbide	6800	10	80465
9	C24R	7/8		1/8	Silicon Carbide	6800	25	80461

OVERSTOCK

GRINDING WHEEL FOR PORTABLE AIR OR ELECTRIC GRINDERS - REINFORCED TYPE 28

Diameter	Abrasive Type	Threaded Bore	Overall Width	Fill Material	Max RPM	Std Pk	Item No.
7	A24N	5/8 - 11NC	1/4	Aluminum Oxide	8600	10	80309
7	A24R	5/8 - 11NC	1/4	Aluminum Oxide	8600	10	80310
9	A24R	5/8 - 11NC	1/4	Aluminum Oxide	6800	10	80326



DEPRESSED CENTER CUT-OFF WHEEL FOR PIPELINE - REINFORCED TYPE 27

Diameter	Abrasive Type	Threaded Bore	Overall Width	Fill Material	Max RPM	Std Pk	Item No.
7	A24R	5/8 - 11NC	1/8	Aluminum Oxide	8600	10	80480
7	ZA30T	5/8 - 11NC	1/8	Premium Zirconium	8600	10	80481
9	A24R	5/8 - 11NC	1/8	Aluminum Oxide	6800	10	80490
9	ZA30T	5/8 - 11NC	1/8	Premium Zirconium	6800	10	80491




FLAP DISC - TYPE 27



Diameter	Plain Arbor Hole	Threaded Arbor Hole	Abrasive Type	Fill Material	Max RPM	Std Pk	Item No.
4	0.625		ZA 24	Zirconium	15000	10	65971
4	0.625		ZA 36	Zirconium	15000	10	65972
4	0.625		ZA 60	Zirconium	15000	10	65973
4	0.625		ZA 80	Zirconium	15000	10	65974
4-1/2	0.875		ZA 24	Zirconium	13300	10	65975
4-1/2	0.875		ZA 36	Zirconium	13300	10	65976
4-1/2	0.875		ZA 60	Zirconium	13300	10	65977
4-1/2	0.875		ZA 80	Zirconium	13300	10	65978
7		5/8-11NC	ZA 24	Zirconium	8600	10	65991
7		5/8-11NC	ZA 36	Zirconium	8600	10	65992
7		5/8-11NC	ZA 60	Zirconium	8600	10	65993
7		5/8-11NC	ZA 80	Zirconium	8600	10	65994
7	0.875		ZA 24	Zirconium	8600	10	65983
7	0.875		ZA 36	Zirconium	8600	10	65984
7	0.875		ZA 60	Zirconium	8600	10	65985
7	0.875		ZA 80	Zirconium	8600	10	65986

FLAP DISC - TYPE 29



Diameter	Arbor Hole	Abrasive Type	Fill Material	Max RPM	Std Pk	Item No.
4-1/2	7/8	ZA 24	Zirconium	13300	10	65979
4-1/2	7/8	ZA 36	Zirconium	13300	10	65980
4-1/2	7/8	ZA 60	Zirconium	13300	10	65981
4-1/2	7/8	ZA 80	Zirconium	13300	10	65982
7	7/8	ZA 24	Zirconium	8600	10	65987
7	7/8	ZA 36	Zirconium	8600	10	65988
7	7/8	ZA 60	Zirconium	8600	10	65989
7	7/8	ZA 80	Zirconium	8600	10	65990

OSBORN STREET BROOMS

These street brooms resist oil and chemicals, can be washed out and are effective on both wet and dry surfaces. They have wide flares to cut down on sweeping strokes. Excellent for rough brick and concrete surfaces.



Uses Standard Tapered Handles. See Page 151

Block Length	Block Width	Fill Material	Trim Length	Std Pk	Item No.
16-7/16	3-1/2	Brown Durapalm	6-1/4	12	52347
16-7/16	3-1/2	Red Palmyra	6-1/4	12	52346
16-7/16	3-1/2	Red Palmyra	7-1/4	12	52345

ITEM NUMBER INDEX



Item No.	Page	Item No.	Page	Item No.	Page	Item No.	Page	Item No.	Page	Item No.	Page
11003	25	11075	26	11225	26	11271	26	13809	91	20886	90
11004	25	11078	25	11226	26	11272	26	13809	127	20887	90
11005	25	11079	25	11227	26	11273	26	13829	127	20888	90
11006	25	11085	25	11228	26	11300	26	13835	91	20891	90
11007	25	11086	25	11229	26	11301	26	13835	127	20971	90
11008	25	11088	25	11231	26	11302	26	13839	91	20973	90
11010	25	11093	25	11232	26	11303	26	13839	127	20979	40
11011	25	11094	25	11233	26	11304	26	13843	91	21000	36
11012	25	11095	25	11234	26	11305	26	13843	127	21003	24
11013	25	11097	25	11235	26	11306	26	13845	127	21006	24
11014	25	11101	25	11236	26	11307	26	20012	40	21007	24
11015	25	11107	25	11237	26	11308	26	20014	40	21008	24
11016	25	11108	25	11238	26	11309	26	20016	40	21009	24
11017	25	11109	25	11239	26	11617	37	20018	40	21010	24
11018	25	11110	28	11240	26	11618	37	20020	40	21011	24
11019	25	11111	25	11241	26	11619	37	20022	40	21012	24
11024	25	11112	25	11242	26	11620	37	20079	40	21013	24
11028	25	11125	28	11243	26	11621	37	20094	40	21016	24
11029	25	11131	39	11244	26	11623	37	20097	90	21020	24
11030	25	11134	39	11245	26	11624	37	20101	40	21024	23
11031	25	11136	39	11246	26	11625	37	20115	39	21031	24
11032	25	11139	39	11247	26	11631	37	20116	39	21033	24
11033	25	11140	39	11248	26	11632	37	20621	90	21040	28
11034	25	11141	39	11249	26	11633	37	20622	90	21041	24
11044	25	11143	39	11251	25	11642	37	20623	90	21042	24
11045	25	11144	39	11252	25	11643	37	20624	90	21043	24
11046	25	11146	90	11253	25	11647	37	20646	90	21044	24
11048	25	11147	90	11254	25	11648	37	20652	90	21046	24
11051	25	11148	90	11255	26	11650	37	20654	90	21047	24
11052	25	11149	90	11256	26	11651	37	20660	90	21050	24
11056	25	11150	90	11257	26	11660	37	20661	90	21051	24
11057	25	11151	90	11258	26	11670	37	20665	90	21052	24
11058	25	11153	90	11259	26	11675	38	20666	90	21053	24
11060	25	11154	90	11260	26	11676	38	20667	90	21056	24
11061	25	11155	90	11261	26	11679	38	20668	90	21059	24
11062	25	11180	40	11262	26	11682	38	20669	90	21061	24
11063	25	11182	40	11263	26	11685	38	20735	90	21063	24
11064	26	11183	40	11264	26	11698	38	20736	90	21064	24
11065	25	11184	40	11265	26	11702	38	20875	90	21067	24
11066	25	11190	70	11266	26	11705	38	20876	90	21071	27
11070	25	11194	70	11267	26	11718	38	20877	90	21073	27
11072	25	11198	70	11268	26	13801	127	20878	90	21075	27
11073	25	11202	70	11269	26	13803	91	20884	90	21076	27
11074	25	11210	70	11270	26	13803	127	20885	90	21077	27

Item No.	Page	Item No.	Page	Item No.	Page	Item No.	Page	Item No.	Page	Item No.	Page
21078	27	21592	24	22065	23	22225	22	22335	89	26030	29
21079	27	21593	24	22066	23	22240	89	22336	89	26032	33
21080	28	21594	34	22074	23	22244	89	22701	35	26038	29
21082	28	21595	34	22076	23	22248	89	22703	35	26039	29
21084	28	21597	24	22077	23	22249	89	22704	35	26040	29
21091	28	21601	24	22078	23	22250	89	22718	35	26041	29
21092	28	21602	24	22080	22	22251	89	22773	35	26042	29
21094	28	21887	36	22081	23	22252	89	22774	35	26043	29
21182	24	21889	36	22082	23	22253	89	22776	35	26046	29
21188	24	21962	27	22085	23	22254	89	22783	35	26047	29
21195	24	22000	22	22086	23	22255	89	22794	35	26048	33
21200	24	22003	22	22087	23	22256	89	23002	27	26050	29
21201	24	22004	22	22088	23	22257	89	23003	27	26056	29
21207	24	22005	22	22094	23	22258	89	23005	27	26058	29
21300	28	22006	22	22095	23	22259	89	23006	27	26059	29
21301	28	22007	22	22098	22	22274	23	23008	27	26060	29
21302	28	22008	22	22099	22	22280	89	23009	27	26061	29
21303	28	22009	22	22100	22	22281	89	23010	27	26062	29
21304	28	22010	22	22101	22	22282	89	23014	27	26064	29
21305	28	22012	22	22102	22	22283	89	23015	27	26065	29
21308	28	22013	22	22103	22	22284	89	23016	27	26066	29
21309	28	22014	22	22104	22	22285	89	23017	27	26067	29
21310	28	22015	22	22108	23	22286	89	23018	27	26070	29
21311	28	22016	22	22109	23	22287	89	23019	27	26071	29
21312	28	22017	22	22110	23	22288	89	23020	27	26072	29
21313	28	22018	22	22111	23	22289	89	23021	27	26073	29
21314	28	22025	22	22112	23	22292	89	23022	27	26074	33
21315	28	22026	22	22114	23	22293	89	23024	27	26075	29
21503	34	22027	22	22125	23	22294	89	23027	27	26076	29
21504	34	22028	23	22126	23	22296	89	23029	27	26077	33
21506	34	22029	22	22137	23	22297	89	23030	27	26079	33
21508	34	22030	22	22138	23	22298	89	23031	27	26081	29
21509	34	22038	22	22139	23	22299	89	23034	27	26087	29
21512	34	22040	23	22140	23	22300	89	26003	30	26088	33
21528	34	22041	23	22142	23	22312	89	26004	30	26092	29
21540	34	22042	23	22143	23	22313	89	26005	30	26093	29
21557	34	22045	23	22144	23	22314	89	26006	30	26094	32
21583	24	22046	23	22145	23	22315	89	26010	30	26095	29
21584	24	22052	23	22146	23	22325	89	26011	30	26098	31
21585	24	22057	22	22147	23	22326	89	26012	30	26099	31
21586	24	22060	22	22148	23	22327	89	26017	29	26101	31
21587	24	22061	23	22149	23	22328	89	26021	29	26104	30
21588	24	22062	23	22150	23	22333	89	26028	29	26109	29
21591	24	22064	23	22151	23	22334	89	26029	29	26110	29

Item No.	Page	Item No.	Page	Item No.	Page	Item No.	Page	Item No.	Page	Item No.	Page
26111	33	26233	29	26314	31	26396	33	30010	56	30112	56
26112	33	26234	30	26317	31	26397	33	30011	56	30113	56
26115	30	26235	30	26320	31	26398	33	30012	56	30116	54
26116	30	26236	30	26321	31	26399	33	30014	56	30118	54
26117	30	26240	30	26342	29	26400	33	30016	56	30121	54
26121	30	26250	30	26343	29	26413	29	30017	56	30126	54
26122	30	26261	47	26344	33	26450	32	30018	56	30128	54
26129	30	26262	32	26345	29	26451	32	30019	54	30131	54
26135	30	26263	32	26346	29	26452	32	30020	54	30133	54
26137	30	26264	32	26347	33	26453	32	30021	54	30138	54
26154	31	26265	32	26348	29	26454	32	30022	54	30141	54
26155	31	26266	32	26349	29	26455	32	30025	54	30143	54
26156	31	26267	32	26355	32	26456	32	30026	56	30145	58
26157	31	26268	32	26356	32	26457	32	30028	56	30148	58
26158	31	26269	32	26357	32	26458	32	30029	56	30151	58
26159	31	26270	32	26358	32	26459	32	30032	56	30154	58
26160	30	26271	32	26359	32	26460	32	30034	56	30157	58
26162	30	26272	32	26360	32	26461	32	30035	56	30190	58
26167	30	26273	32	26361	36	26470	32	30038	56	30193	58
26177	31	26274	32	26363	33	26471	32	30040	56	30196	58
26179	31	26275	32	26365	33	26472	32	30041	56	30199	58
26185	30	26276	32	26366	33	26473	32	30051	54	30228	55
26186	30	26277	32	26367	33	26474	32	30053	54	30229	55
26187	30	26278	32	26368	33	26475	32	30055	54	30230	55
26188	30	26279	32	26369	33	26476	32	30057	54	30231	55
26189	30	26280	32	26372	32	26477	32	30059	54	30232	55
26190	30	26281	32	26373	32	26478	32	30061	54	30233	55
26191	30	26282	32	26374	32	26479	32	30063	54	30234	55
26203	30	26283	32	26375	32	26480	32	30065	54	30235	58
26204	30	26284	32	26376	32	26481	32	30067	54	30236	58
26206	29	26285	32	26377	32	26495	33	30071	54	30241	59
26209	29	26286	33	26382	32	26855	31	30074	54	30247	59
26210	29	26287	33	26383	32	26865	31	30075	56	30250	55
26211	29	26288	33	26384	32	26867	31	30079	54	30251	55
26212	30	26289	33	26385	32	26904	33	30083	54	30255	55
26213	32	26290	33	26386	32	26927	29	30085	54	30257	55
26214	32	26291	33	26387	32	26928	29	30091	54	30258	55
26216	30	26292	33	26388	32	26944	37	30092	54	30261	72
26218	30	26293	33	26389	32	27228	33	30103	56	30262	72
26225	29	26294	33	26390	32	27250	33	30104	56	30263	72
26226	33	26295	33	26391	32	30002	56	30106	56	30264	55
26227	33	26296	33	26392	32	30004	56	30107	56	30265	72
26230	29	26297	33	26393	32	30005	56	30109	56	30275	59
26231	29	26313	31	26395	33	30008	56	30111	56	30276	55

Item No.	Page	Item No.	Page	Item No.	Page	Item No.	Page	Item No.	Page	Item No.	Page
30277	55	30438	56	32014	46	32136	46	33072	48	33391	50
30278	55	30440	56	32016	50	32137	102	33083	48	33392	50
30279	55	30441	56	32017	50	32138	102	33091	48	33455	50
30280	55	30450	56	32018	50	32141	46	33097	48	33456	50
30285	104	30451	56	32019	50	32144	46	33099	48	33457	50
30287	104	30452	56	32020	50	32146	102	33126	47	33458	50
30293	104	30453	56	32021	50	32148	102	33127	47	33459	50
30295	104	30454	56	32026	50	32149	102	33128	47	33460	50
30296	104	30455	56	32027	50	32164	46	33129	47	33463	50
30297	104	30456	56	32028	50	32196	46	33133	47	33464	50
30298	104	30457	56	32029	50	32197	46	33134	47	33465	50
30299	104	30458	56	32030	50	32198	46	33135	47	33466	50
30300	104	30481	56	32032	50	32199	46	33137	47	33467	50
30301	104	30482	56	32034	50	32453	51	33138	47	33468	50
30370	54	30558	57	32039	50	32610	49	33139	47	33490	50
30371	54	30559	57	32040	46	32629	49	33140	47	33491	50
30372	54	30600	57	32041	46	32631	49	33141	47	33492	50
30373	54	30602	57	32042	46	32634	49	33142	47	33493	50
30374	54	30604	57	32044	46	32646	49	33150	47	33494	50
30375	54	30605	57	32046	46	32648	49	33194	48	33495	50
30376	54	30607	57	32047	46	32652	49	33198	48	33497	50
30377	54	30609	57	32048	46	32660	49	33204	48	33498	50
30378	54	30610	57	32049	46	33000	51	33355	50	33499	50
30379	54	30612	57	32050	46	33001	51	33356	50	33500	50
30380	54	30614	57	32051	46	33002	51	33357	50	33501	50
30381	54	30615	57	32052	46	33003	47	33358	50	33502	50
30382	54	30619	57	32055	46	33004	47	33359	50	33503	51
30413	56	30622	57	32056	46	33005	47	33360	50	33505	48
30414	56	30650	57	32060	46	33006	47	33363	50	33508	47
30415	56	30651	57	32061	51	33011	47	33364	50	33972	48
30416	56	30653	57	32066	46	33015	47	33365	50	35000	65
30417	56	30655	57	32072	46	33016	47	33366	50	35021	63
30418	56	30658	57	32074	46	33021	47	33367	50	35022	63
30419	56	30659	57	32078	46	33022	47	33368	50	35023	63
30420	56	30661	57	32080	46	33024	47	33380	50	35027	63
30421	56	30663	57	32085	50	33025	47	33381	50	35031	63
30422	56	30666	57	32086	50	33026	47	33382	50	35032	63
30423	56	30667	57	32125	102	33028	47	33383	50	35041	63
30426	56	30669	57	32127	102	33030	47	33384	50	35042	63
30428	56	30671	57	32131	102	33032	47	33385	50	35043	63
30429	56	32002	49	32132	102	33034	47	33387	50	35047	63
30432	56	32004	46	32133	102	33045	47	33388	50	35051	63
30434	56	32006	46	32134	46	33049	47	33389	50	35052	63
30435	56	32012	46	32135	46	33058	47	33390	50	35061	63

Item No.	Page	Item No.	Page	Item No.	Page	Item No.	Page	Item No.	Page	Item No.	Page
35062	63	35508	107	36254	107	36354	110	36460	111	36761	68
35063	63	35509	107	36255	107	36355	110	36461	111	37001	126
35067	63	35510	107	36256	107	36356	110	36650	109	37002	126
35077	63	35511	107	36257	107	36357	110	36651	109	37003	126
35078	63	36000	65	36258	107	36358	110	36652	109	37004	126
35081	63	36012	62	36259	107	36359	110	36653	109	37005	126
35082	63	36022	62	36260	107	36360	110	36654	109	37006	126
35083	63	36023	62	36261	107	36361	110	36655	109	37011	126
35086	63	36027	62	36300	110	36362	110	36656	109	37012	126
35087	63	36032	62	36301	110	36363	110	36657	109	37013	126
35088	63	36033	62	36302	110	36364	110	36658	109	37014	126
35096	63	36037	62	36303	110	36365	110	36659	109	37015	126
35097	63	36042	62	36304	110	36366	110	36660	109	37016	126
35098	63	36043	62	36305	110	36367	110	36661	109	37021	126
35107	63	36047	62	36306	110	36368	110	36662	109	37022	126
35117	63	36052	62	36307	110	36369	110	36663	109	37023	126
35118	63	36053	62	36308	110	36370	110	36664	109	37024	126
35127	63	36057	62	36309	110	36371	110	36665	109	37025	126
35137	63	36062	62	36310	110	36372	110	36666	109	37026	126
35138	63	36063	62	36311	110	36373	110	36667	109	37031	126
35176	63	36067	62	36312	110	36394	111	36668	109	37032	126
35181	63	36072	62	36313	110	36395	111	36669	109	37037	126
35189	63	36073	62	36314	110	36396	111	36700	68	37038	126
35197	63	36082	62	36315	110	36397	111	36704	68	37043	126
35205	63	36093	62	36316	110	36398	111	36708	68	37044	126
35213	63	36139	62	36317	110	36399	111	36709	68	37050	126
35221	63	36147	62	36318	110	36400	111	36716	68	37051	126
35229	63	36148	62	36319	110	36403	111	36717	68	37052	126
35245	63	36151	62	36320	110	36404	111	36720	68	37055	126
35281	63	36155	62	36321	110	36405	111	36724	68	37056	126
35287	63	36156	62	36322	110	36406	111	36725	68	37057	126
35290	63	36163	62	36323	110	36407	111	36728	68	37060	126
35293	63	36164	62	36324	110	36408	111	36732	68	37061	126
35311	63	36167	62	36325	110	36409	111	36733	68	37062	126
35358	64	36172	62	36326	110	36450	111	36736	68	37065	126
35366	64	36179	62	36327	110	36451	111	36740	68	37066	126
35500	107	36187	62	36328	110	36452	111	36741	68	37067	126
35501	107	36188	62	36329	110	36453	111	36744	68	37070	126
35502	107	36195	62	36330	110	36454	111	36748	68	37071	126
35503	107	36204	62	36331	110	36455	111	36749	68	37072	126
35504	107	36250	107	36350	110	36456	111	36752	68	37073	126
35505	107	36251	107	36351	110	36457	111	36753	68	37074	126
35506	107	36252	107	36352	110	36458	111	36757	68	37075	126
35507	107	36253	107	36353	110	36459	111	36760	68	37076	126

Item No.	Page	Item No.	Page	Item No.	Page	Item No.	Page	Item No.	Page	Item No.	Page
37077	126	37121	126	39551	91	40212	97	40314	98	40543	87
37078	126	37122	126	39551	127	40213	97	40315	98	40544	87
37079	126	37123	126	40010	139	40214	97	40316	98	40586	86
37080	126	37124	126	40011	139	40215	97	40317	98	40587	86
37081	126	37125	126	40020	139	40216	97	40322	99	40588	86
37082	126	37126	126	40021	139	40217	97	40323	99	40589	86
37083	126	37127	126	40030	139	40218	97	40324	99	40590	86
37084	126	37128	126	40031	139	40219	97	40325	99	40591	86
37085	126	37129	126	40040	139	40220	97	40326	99	40592	86
37086	126	37130	126	40041	139	40221	97	40327	99	40594	87
37087	126	37131	126	40060	139	40222	97	40328	99	40595	87
37088	126	37132	126	40061	139	40223	97	40329	99	40596	87
37089	126	37133	126	40070	139	40224	97	40330	99	40597	87
37090	126	37134	126	40071	139	40225	97	40331	99	40598	87
37091	126	37135	126	40080	139	40226	97	40390	88	40621	86
37092	126	37136	126	40081	139	40227	97	40391	88	40621	87
37093	126	37137	126	40090	139	40228	97	40392	88	40622	86
37094	126	37138	126	40091	139	40229	97	40393	88	40622	87
37095	126	37139	126	40110	139	40230	97	40400	88	40623	86
37096	126	37140	126	40111	139	40231	97	40401	88	40623	87
37097	126	37141	126	40120	139	40232	97	40402	88	40624	86
37098	126	37150	128	40121	139	40233	97	40403	88	40624	87
37099	126	37151	128	40130	139	40234	97	40410	88	40625	86
37100	126	37152	128	40131	139	40235	97	40411	88	40625	87
37101	126	37153	128	40160	139	40236	97	40412	88	40626	86
37102	126	37154	128	40161	139	40237	97	40413	88	40626	87
37103	126	37155	128	40162	87	40251	117	40420	88	40627	86
37104	126	37156	128	40163	87	40252	117	40421	88	40627	87
37105	126	37157	128	40164	87	40253	117	40422	88	40645	86
37106	126	37158	128	40165	87	40254	117	40423	88	40646	86
37107	126	37159	128	40170	87	40300	98	40529	86	40647	86
37108	126	37160	128	40171	87	40301	98	40530	86	40648	86
37109	126	37161	128	40172	87	40302	98	40531	86	40649	86
37110	126	37162	128	40173	87	40303	98	40532	86	40650	86
37111	126	37163	128	40187	87	40304	98	40533	86	40651	87
37112	126	37164	128	40188	87	40305	98	40534	86	40652	87
37113	126	37167	128	40190	87	40306	98	40535	87	40653	87
37114	126	37168	128	40191	87	40307	98	40536	87	40654	87
37115	126	37180	128	40192	87	40308	98	40537	87	40655	87
37116	126	37181	128	40194	87	40309	98	40538	87	40656	86
37117	126	39513	91	40195	87	40310	98	40539	87	40657	86
37118	126	39513	127	40197	87	40311	98	40540	87	40658	86
37119	126	39514	91	40210	97	40312	98	40541	87	40659	86
37120	126	39514	127	40211	97	40313	98	40542	87	40660	86

Item No.	Page	Item No.	Page	Item No.	Page	Item No.	Page	Item No.	Page	Item No.	Page
40661	86	46141	92	51030	67	51102	70	52033	145	52311	146
40662	87	46142	43	51031	67	51103	70	52034	145	52312	146
40663	87	46142	92	51033	67	51104	70	52035	145	52313	146
40664	87	46143	43	51037	67	51105	70	52036	145	52314	146
40665	87	46143	92	51038	67	51106	70	52037	145	52316	146
40666	87	46146	43	51039	67	51108	70	52038	145	52317	146
40667	86	46146	92	51050	66	51109	70	52040	145	52321	146
40668	86	46147	43	51051	66	51110	67	52041	145	52322	146
40669	86	46147	92	51052	66	51111	67	52042	145	52323	146
40670	86	46158	43	51053	66	51112	67	52044	145	52326	146
40671	86	46158	92	51054	66	51113	67	52045	145	52327	146
40672	86	46159	43	51056	66	51114	67	52046	145	52328	146
40682	86	46159	92	51060	66	51121	67	52047	145	52331	146
40683	86	46160	43	51061	66	51122	67	52048	145	52332	146
40684	86	46160	92	51062	66	51141	69	52049	145	52335	146
40685	86	46161	43	51063	66	51142	69	52050	145	52336	146
40686	86	46161	92	51064	66	51143	69	52051	145	52337	146
40687	86	46163	43	51065	66	51144	69	52053	145	52338	146
41000	117	46163	92	51066	66	51145	69	52054	145	52339	146
41001	117	46164	43	51067	66	51146	69	52060	149	52342	146
41002	117	46164	92	51068	66	51147	69	52061	149	52344	146
41003	117	47010	140	51069	66	51148	69	52062	150	52345	206
41004	117	47011	140	51070	66	51149	69	52070	145	52346	206
41005	117	47012	140	51071	66	51150	69	52071	145	52347	206
41006	117	47013	141	51072	66	51151	69	52072	145	52348	154
41007	117	47014	141	51073	66	51152	69	52073	145	52349	154
41010	117	47015	141	51074	66	51153	69	52110	150	52350	154
41011	117	51001	68	51075	70	51154	69	52111	150	52351	154
41012	117	51002	68	51076	70	51155	69	52114	150	52352	154
41013	117	51003	68	51080	68	51953	131	52115	150	52353	154
41014	117	51004	68	51081	68	52005	145	52118	150	52354	154
46015	139	51005	68	51082	68	52007	145	52119	150	52355	154
46016	139	51006	68	51083	68	52008	145	52122	150	52356	154
46126	43	51007	68	51085	67	52009	145	52123	150	52357	155
46126	92	51008	68	51086	67	52010	145	52300	146	52358	155
46127	43	51019	67	51087	67	52011	145	52301	146	52359	155
46127	92	51020	67	51088	67	52012	145	52302	146	52360	154
46128	43	51021	67	51090	67	52013	145	52303	146	52361	154
46128	92	51022	67	51091	67	52014	145	52304	146	52362	155
46130	43	51023	67	51093	67	52022	145	52306	146	52363	155
46130	92	51024	67	51096	67	52024	145	52307	146	52364	155
46140	43	51025	67	51099	67	52025	145	52308	146	52365	156
46140	92	51027	67	51100	70	52031	145	52309	146	52366	156
46141	43	51028	67	51101	70	52032	145	52310	146	52367	156

Item No.	Page	Item No.	Page	Item No.	Page	Item No.	Page	Item No.	Page	Item No.	Page
52368	156	54002	160	54050	170	54208	164	56312	109	56868	173
52369	156	54003	160	54053	39	54209	165	56315	109	56869	173
52370	156	54004	160	54055	39	54210	165	56316	109	56870	173
52371	156	54005	160	54060	162	54211	165	56395	113	56871	173
52372	156	54006	160	54061	162	54212	165	56396	113	59100	191
52373	156	54007	160	54062	162	54213	162	56400	112	59701	169
52374	156	54008	160	54065	165	54214	162	56403	112	59702	169
52375	156	54010	159	54066	165	54215	162	56404	112	59703	169
52376	156	54011	163	54067	165	54216	162	56406	112	59906	169
52377	156	54013	170	54068	165	54217	162	56407	112	59909	169
52378	156	54014	170	54069	165	54218	162	56409	112	59911	169
52379	156	54015	169	54070	165	54220	165	56410	112	59914	169
52380	156	54016	169	54071	164	54221	165	56412	112	60534	131
52381	156	54017	169	54072	164	54222	162	56414	112	60535	131
52382	162	54018	168	54073	164	54375	171	56415	112	60536	131
52383	153	54019	168	54074	164	54387	167	56417	112	60537	131
52384	153	54020	168	54075	164	54388	167	56418	112	60538	131
52385	153	54021	168	54076	164	56001	159	56419	112	60539	131
52386	153	54022	170	54077	51	56002	159	56422	113	60540	131
52387	153	54023	170	54079	163	56003	159	56423	113	60541	131
52388	153	54024	172	54080	161	56005	161	56425	112	62000	178
52390	158	54026	171	54081	161	56006	163	56426	112	62002	178
52391	156	54027	171	54082	163	56007	163	56427	112	62003	178
52392	153	54028	171	54085	190	56010	109	56428	112	62004	178
52400	158	54029	172	54086	190	56011	109	56429	112	62005	178
52401	158	54030	170	54089	190	56012	109	56430	112	62006	178
52402	157	54031	170	54090	191	56013	109	56432	112	62007	178
52403	157	54032	169	54091	191	56015	109	56433	112	65971	206
52404	158	54033	168	54096	160	56016	109	56435	112	65972	206
52405	158	54034	170	54100	170	56073	112	56437	112	65973	206
52406	152	54035	166	54101	170	56074	112	56438	112	65974	206
52407	152	54036	166	54102	170	56075	112	56439	112	65975	206
52408	152	54037	166	54103	167	56076	112	56441	112	65976	206
52409	152	54038	166	54104	167	56077	112	56442	112	65977	206
52411	158	54039	166	54105	167	56078	112	56444	112	65978	206
52412	178	54040	166	54106	167	56079	112	56446	112	65979	206
52413	151	54041	165	54130	171	56080	112	56447	112	65980	206
52414	151	54042	166	54200	160	56081	112	56448	112	65981	206
52415	161	54043	166	54201	160	56082	112	56450	112	65982	206
52416	161	54044	166	54203	164	56083	112	56451	112	65983	206
52417	161	54045	166	54204	164	56084	112	56771	149	65984	206
52418	157	54046	166	54205	164	56085	112	56865	173	65985	206
52419	157	54047	167	54206	164	56086	112	56866	173	65986	206
54001	160	54048	170	54207	164	56200	163	56867	173	65987	206

Item No.	Page	Item No.	Page	Item No.	Page	Item No.	Page	Item No.	Page	Item No.	Page
65988	206	70072	182	71029	182	71289	185	74020	186	75005	64
65989	206	70073	182	71057	183	71290	185	74021	186	75005	108
65990	206	70085	184	71058	183	72001	182	74022	186	75006	64
65991	206	70086	184	71059	183	72003	182	74023	186	75006	108
65992	206	70087	184	71060	183	72009	182	74024	186	75007	42
65993	206	70089	185	71061	183	72011	182	74025	186	75007	93
65994	206	70090	185	71062	183	72024	183	74027	186	75008	42
66322	138	70091	186	71100	183	72025	183	74029	186	75008	93
66323	138	70092	186	71101	183	72026	183	74030	187	75009	42
66324	138	70093	186	71102	183	72027	183	74031	187	75009	93
66325	138	70094	186	71103	183	72028	183	74032	187	75010	42
66326	138	70095	186	71104	183	72029	183	74033	187	75010	93
66327	138	70100	187	71105	183	72030	189	74034	187	75019	41
66328	138	70101	187	71106	183	72031	189	74035	187	75019	94
66329	138	70102	187	71107	183	72032	189	74040	188	75020	41
66330	138	70103	187	71108	183	72033	189	74041	188	75020	94
66331	138	70105	187	71109	183	72101	184	74042	188	75021	41
66332	138	70107	188	71110	183	72102	184	74043	188	75021	94
66333	138	70108	188	71112	186	72206	184	74044	188	75022	41
66334	138	70109	188	71113	186	72207	184	74045	188	75022	94
66335	138	70115	189	71114	186	72208	184	74050	189	75023	41
66336	138	70150	182	71115	186	73020	188	74051	189	75023	94
66337	138	70151	182	71116	186	73021	188	74052	189	75024	41
66338	138	70152	182	71117	186	73022	188	74053	189	75024	94
66339	138	70153	182	71118	186	73023	188	74055	189	75025	41
66340	138	70154	182	71119	186	73024	188	74056	189	75025	94
66341	138	70155	182	71120	186	73027	189	74059	190	75026	41
66342	138	70156	182	71121	186	73028	189	74060	190	75026	94
66343	138	70186	184	71130	189	73030	191	74061	190	75027	41
66344	138	70187	184	71131	189	73031	191	74062	190	75027	94
66345	138	70188	185	71132	189	73035	189	74065	187	75028	41
66346	138	70189	185	71134	189	73960	172	74066	187	75028	94
66347	138	70190	185	71135	189	74001	188	74067	187	75036	42
66348	138	70374	190	71136	189	74002	188	74068	187	75036	51
66349	138	70375	190	71150	163	74003	188	74069	187	75037	42
70011	182	70376	190	71151	163	74004	188	74070	187	75037	51
70013	182	70377	190	71153	185	74005	188	74071	187	75038	41
70023	182	70900	163	71154	185	74006	188	75000	137	75039	41
70025	182	70901	163	71160	173	74010	187	75001	137	75040	41
70067	182	70902	163	71216	186	74011	187	75002	137	75041	41
70068	182	71014	182	71217	186	74012	187	75003	64	75042	41
70069	182	71016	182	71218	186	74013	187	75003	108	75043	41
70070	182	71027	182	71219	186	74014	187	75004	64	75044	41
70071	182	71028	182	71220	186	74015	187	75004	108	75045	41

Item No.	Page	Item No.	Page	Item No.	Page	Item No.	Page	Item No.	Page	Item No.	Page
75046	41	75089	93	75155	127	75316	149	75372	41	75685	72
75046	94	75090	42	75183	42	75317	149	75372	94	75686	114
75047	41	75090	93	75183	51	75331	43	75373	41	75687	114
75047	94	75091	42	75185	42	75331	92	75373	94	75692	114
75048	41	75091	93	75185	51	75332	43	75374	41	75693	114
75048	94	75092	42	75187	42	75332	92	75374	94	75695	72
75049	41	75092	93	75187	51	75333	43	75375	41	75697	114
75049	94	75093	42	75211	98	75333	92	75375	94	75698	114
75050	41	75093	93	75212	98	75334	43	75376	41	75700	72
75050	94	75094	42	75213	98	75334	92	75376	94	75701	71
75051	41	75094	93	75214	98	75335	43	75377	41	75705	71
75051	94	75096	102	75215	98	75335	92	75377	94	75706	114
75052	41	75097	102	75216	98	75336	43	75378	41	75707	114
75052	94	75098	102	75217	98	75336	92	75378	94	75710	71
75053	42	75103	128	75218	98	75339	43	75379	41	75715	71
75053	51	75104	128	75250	173	75339	92	75379	94	75716	71
75058	42	75105	128	75251	173	75340	43	75386	42	75717	72
75058	94	75115	149	75252	173	75340	92	75386	93	75719	72
75059	42	75116	172	75253	173	75341	43	75387	42	75723	72
75059	94	75117	93	75254	173	75341	92	75387	93	75724	72
75060	42	75118	93	75255	173	75342	43	75388	42	75740	71
75060	94	75125	161	75256	173	75342	92	75388	93	75742	71
75061	42	75135	42	75257	173	75343	43	75389	42	75749	71
75061	94	75135	94	75258	173	75343	92	75389	93	75750	71
75062	42	75136	42	75259	173	75344	43	75390	137	75751	114
75062	94	75136	94	75260	173	75344	92	75391	137	75752	114
75063	42	75137	42	75262	98	75347	43	75450	152	75753	71
75063	94	75137	94	75263	98	75347	92	75452	152	75754	71
75074	102	75138	42	75264	98	75348	43	75454	152	75755	71
75075	102	75138	94	75278	98	75348	92	75456	152	75756	71
75076	102	75139	42	75279	98	75350	43	75470	152	75757	71
75077	93	75139	94	75280	98	75350	92	75472	152	75758	71
75078	102	75141	42	75281	98	75353	43	75474	152	75759	71
75079	102	75141	94	75296	98	75353	92	75476	152	75760	71
75080	93	75144	149	75297	98	75354	43	75482	152	75764	71
75084	102	75146	149	75298	98	75354	92	75485	108	75765	114
75085	102	75147	149	75302	98	75355	43	75486	108	75766	114
75086	42	75148	149	75303	98	75355	92	75487	108	75768	71
75086	93	75149	149	75310	159	75356	43	75488	108	75769	114
75087	42	75150	159	75311	158	75356	92	75665	72	75770	114
75087	93	75153	91	75312	149	75370	41	75670	72	75772	71
75088	42	75153	127	75313	149	75370	94	75675	72	75773	114
75088	93	75154	151	75314	149	75371	41	75677	72	75774	114
75089	42	75155	91	75315	149	75371	94	75680	72	75780	71

Item No.	Page	Item No.	Page	Item No.	Page	Item No.	Page	Item No.	Page	Item No.	Page
75781	71	76332	175	80155	202	80386	204	80510	135	81018	164
75782	71	76333	175	80161	203	80387	204	80511	135	81019	164
75783	71	76334	177	80164	203	80388	204	80512	135	81020	164
75869	128	76339	174	80171	203	80395	204	80513	135	81023	164
75975	189	76340	174	80172	203	80396	204	80514	135	81201	147
75977	97	76350	174	80178	203	80397	204	80515	135	81202	147
75978	97	76360	174	80179	203	80398	204	80516	135	81206	147
75979	97	76370	174	80192	203	80405	204	80517	135	81207	147
75980	97	76380	174	80194	203	80406	204	80518	135	81208	147
75981	97	77003	151	80195	203	80407	204	80519	135	81209	147
75982	97	77004	151	80198	203	80408	204	80520	135	81211	147
75983	97	77005	151	80201	203	80421	204	80521	135	81212	147
75984	97	77006	146	80203	203	80428	204	80522	136	81213	147
75985	97	77009	191	80213	203	80430	204	80523	136	81214	147
75986	97	77010	151	80214	203	80435	204	80524	136	81215	147
75987	97	77010	152	80221	203	80440	204	80525	136	81216	147
75988	97	77014	151	80230	203	80441	204	80526	136	81217	147
76194	176	77015	151	80235	203	80442	204	80527	136	81221	147
76195	175	77016	151	80237	203	80443	204	80528	136	81222	147
76200	176	77017	151	80245	203	80444	204	80529	136	81225	147
76201	176	77018	151	80247	203	80445	204	80530	136	81226	147
76202	176	77020	151	80256	203	80447	136	80531	136	81227	147
76203	176	77025	150	80259	203	80450	136	80532	136	81231	147
76204	176	78005	195	80265	203	80461	204	80533	136	81232	147
76205	177	78006	195	80267	203	80465	204	80534	136	81233	147
76206	175	78007	193	80281	203	80480	205	80535	136	81234	147
76207	177	78008	193	80288	203	80481	205	80536	136	81236	147
76208	177	80123	202	80309	205	80490	205	80537	136	81237	147
76209	176	80124	202	80310	205	80491	205	80538	136	81238	147
76210	176	80125	202	80326	205	80492	134	80539	136	81239	147
76214	177	80126	202	80341	204	80493	134	80540	137	81241	147
76215	176	80133	202	80345	204	80494	134	80541	137	81242	147
76240	175	80134	202	80355	204	80495	134	80542	137	81246	147
76241	176	80135	202	80356	204	80496	134	80543	137	81247	147
76243	175	80136	202	80360	204	80497	134	80544	137	81248	147
76247	176	80141	202	80365	204	80498	134	80545	137	81250	147
76249	175	80143	202	80366	204	80499	134	80546	137	81251	147
76261	177	80144	202	80367	204	80503	134	81002	151	81252	147
76289	177	80145	202	80368	204	80504	134	81003	160	81253	147
76290	175	80146	202	80370	204	80505	134	81004	160	81254	147
76308	176	80149	202	80375	204	80506	134	81014	165	81256	147
76320	177	80150	202	80376	204	80507	134	81015	165	81257	147
76327	177	80151	202	80377	204	80508	134	81016	165	81260	148
76330	174	80152	202	80385	204	80509	134	81017	164	81261	148

Item No.	Page	Item No.	Page	Item No.	Page	Item No.	Page	Item No.	Page	Item No.	Page
81262	148	85014	192	86132	185	99029	200	99075	198	99121	201
81264	148	85015	194	86133	184	99030	200	99076	198	99122	201
81265	148	85016	194	86134	184	99033	200	99077	198	99123	201
81269	148	85019	192	86135	184	99034	200	99078	198	99124	201
81270	148	85021	192	86136	184	99035	200	99079	198	99130	198
81274	148	85031	194	86137	184	99036	200	99080	198	99500	150
81275	148	85032	195	86143	185	99037	200	99081	199	99501	150
81279	148	85033	195	86144	184	99038	200	99082	199	99502	150
81280	148	85034	195	89578	168	99039	200	99083	199		
81283	147	85050	193	89579	168	99040	200	99084	199		
81284	147	85051	193	89592	168	99041	200	99086	199		
81285	147	85052	193	89593	168	99042	200	99087	199		
81289	147	85060	193	89594	168	99043	200	99088	199		
81290	147	85061	193	89598	168	99044	200	99089	199		
81294	147	85062	193	89599	168	99045	200	99091	199		
81295	147	85063	193	99000	198	99046	200	99092	199		
81296	147	85064	192	99001	198	99047	200	99093	199		
81298	147	85070	192	99002	198	99048	200	99094	199		
81299	147	85071	194	99003	198	99049	200	99095	199		
81300	147	85073	194	99004	198	99050	200	99096	199		
81301	147	86001	184	99005	198	99051	200	99097	199		
83001	169	86002	184	99006	198	99052	200	99098	201		
83002	171	86003	184	99007	198	99053	200	99099	201		
83003	168	86004	184	99008	197	99054	200	99100	201		
83004	172	86005	184	99009	197	99055	200	99101	201		
83005	168	86006	184	99010	197	99056	200	99102	201		
83007	169	86007	184	99011	197	99057	197	99103	201		
83008	168	86014	184	99012	197	99058	197	99104	201		
83011	151	86015	184	99013	197	99059	198	99105	201		
83026	191	86016	184	99014	197	99060	198	99106	201		
83100	169	86017	184	99015	197	99061	198	99107	201		
83101	169	86018	184	99016	197	99062	198	99108	201		
83111	170	86019	184	99017	197	99063	198	99109	200		
83112	170	86020	184	99018	197	99064	198	99110	200		
83113	170	86021	185	99019	197	99065	198	99111	200		
84002	169	86022	185	99020	197	99066	198	99112	200		
84004	169	86023	185	99021	197	99067	198	99113	200		
84010	168	86024	185	99022	197	99068	198	99114	200		
85001	193	86026	185	99023	197	99069	199	99115	200		
85002	193	86027	185	99024	200	99070	198	99116	200		
85003	193	86128	185	99025	200	99071	198	99117	201		
85004	193	86129	185	99026	200	99072	198	99118	201		
85011	192	86130	185	99027	200	99073	198	99119	201		
85013	192	86131	185	99028	200	99074	198	99120	201		

A

Abrasives	132-138
Accessories	137
Application Guide	133
Cutoff Wheels	135-137
Flap Wheels	138
Grinding Wheels	134-136
Abrasive Overstock	202-206
Abrasive Nylon	See ATB Abrasive Nylon Brushes
Absorbents	See Econo Sorb Absorbents
Acid Brushes	190
Adapters	
Buffing Wheels	139
Cup Brush	51, 102
Printed Circuit Board Brush	91, 127
Wheel Brush	41-43, 92-94
Aerosols	174-177
Accessories	174
Cleaners	177
Coatings	177
Lubricants	176
Maintenance	175
Markings	177
Mold Releases	175
RTV Power Tubes	174
Rust Preventatives	176
Welding	175
Airway Flanges	43, 92
Aluminum Oxide	78
Artists' Brushes	187-188
ATB Abrasive Nylon Brushes	74-117
Centerless	91
CNC Adapters	93, 98, 102
Color Coding System	84, 95, 100, 105
Composite Disc	95-99
Composite Disc Fineblanking Special Brush Request	96
Composite Wheel	86-88
Composite Wheel Special Brush Request	85
Cup	100-102
Cup Special Brush Request	101
End	100, 103-104
End Special Brushes Request	103
Fineblanking	99
Internal	105-111
Internal Special Brush Request	106
Microabrasive	112-113
Miniatures	114
PCD Diamond Superabrasive	116-117

Sinjet	88
Softool	115
Speeds	80, 82
Wheel	84-94
Wheel Adapters	92-94
ATB Brush Tool Implementation	80-82
ATB Brush Tool Selection	77-79
ATB Brush Tool Troubleshooting	83
ATB Operating Parameters	80, 82

B

Bottle Brushes	161
Bowl Brushes	161
Brass Wire Brushes	
End	59
Internal	69
Miniature	71-72
Wheel	39
Bristle Brushes	
Miniature	71-72
Paint Brushes	182-189
Brooms	144-150, 158-159
Angle	158
Corn	149
Floor	144-149
Garage	145-147
Handles	151
Lobby	158
Street Broom Overstock	206
Strip	150
Track	150
Whisk	159
Whisk, Corn	159
Wire, Block Style	149
Brush Pressure	9
Brush Selection Guide	14
Brush Terminology	17-18
Brush Types	12
Bucket Grid	195
Bucket Wringer	157
Buffing	139-141
Buffing Compounds	140-141
Buffing Wheels	139
Buffing Wheels Adapters	139
Bushings	42, 94

C

Car Wash Brushes	163
Casting Brushes	172
Cement Cleaning Brushes	33
Center Plates	43, 92
Centering Bushings	42, 94
Centerless Brushes	
ATB Abrasive Nylon	91
Wire	127
Channel Clips	128
China Bristle	182, 186, 188
Chip Brushes	172, 189
Cleaners, Aerosols	177
CNC Adapters	93, 98, 102
Coatings, Aerosols	177
Composite Wheel Brushes	86-88
Concave Wheel Brushes	26
Conversion Chart	10-11
Corn Brooms	149
Counter Dusters	160
Covers, Paint Roller	192-193
Crimped Wire Brushes	
Cup	46, 50
End	54-55
Internal	62-63, 65, 67-68, 70
Miniature	71-72
Wheel	22-28
Cup Brushes	44-51, 100-102
Adapters	51, 102
ATB Abrasive Nylon	100-102
Crimped Wire	46, 50
Economy	200-201
Knot Wire	47-48, 50-51
Miniature	71, 114
Polypropylene	51
Small Grinder	50-51
Special Brush Request	45, 101
Ty Encapsulated	49
Cut Mats, Absorbents	178
Cutoff Wheels	135-137

D

Deck Scrub Brushes	165
Depressed Center Abrasives	See Abrasives
Diamond Abrasive Brushes	See PCD Diamond Superabrasive
Disc ATB Abrasive Nylon	95-99
Drill Brushes	58
Drive Arbor	42

Dust Mops	154-155
Frames	155
Handles	155
Heads	154
Dust Pan	158
Dusters	
Counter	160
Long Handle	159
Ostrich	158
Straight Handle	159-160
Econo Sorb Absorbents	178
Economy Brushes	
Paint Brushes	184-185, 189
Power Brushes	197-201
Economy Grit Brushes	201
Encapsulated Brushes	See TY Brushes
End Brushes	52-59, 100, 103-104
ATB Abrasive Nylon	100, 103-104
Bridled	59, 104
Crimped Wire	54-55
Knot Wire	56
Miniature	72, 114
Pilot Bonding	58
Special Brush Request	53, 103
Ty Encapsulated	57
Wire Drill	58
Engineering Information	10-11
Extension Holders	
Internal Brushes	64, 108
F	
Fiberglass Broom Handles	151
Filament Types	13
File Card	172
Fill Selection Guide	15-16, 78
Flanges, Airway	43, 92
Flap Discs	138
Flat Artists' Brushes	187-188
Floor Brooms	144-149
Economy, Plastic Block	148
Economy, Wood Block	147
Flexsweep	146
Master Sweep Classic	145
Floor Brush Brace	149
Floor Squeegees	152
Flue Brushes	66
Foam Paint Brushes	190
Fountain Brushes	162
Fountain Handles	162

G

Garage Brooms	145-147
Glass Polishing Brushes	131
Glue Brushes	189
Grinding Wheels	134-136

H

Handles	
Dust Mop	155
Fiberglass	151
Flexsweep	146
Fountain	162
Handle Saver, Plastic	151
Metal	151
Metal Bracket	150
Squeegee	152
Strip	150
Tapered	151-152
Telescoping	151
Threaded	151
Wet Mop	156
Whitewash Brush	191
Wood	150-152
Helical Conveyer Brushes	124-126
Helituf Internal Brushes	62, 65, 107
Holders, Internal Brush	64
Honing Brushes, Softool	115

I

Internal Brushes		60-70, 106-111
ATB Abrasive Nylon		105-111
Crimped Wire		62-63, 65, 67-68, 70
Crimped Wire Tube End		173
Extension Holders		64, 108
Helituf		62, 65, 107
Kits, Crimped Wire		65
Nylon		64, 70
Sibot		70
Situft		63-65, 107
Special Brush Request		61, 106
Tube		66-69, 109
Ty Encapsulated		67
Valve Guide		70

K

Knot Wire Brushes	
Cup	47-48, 50-51
End	56
Wheel	29-33

L

Lubricants, Aerosols	176
----------------------	-----

M

Maintenance Products		142-178
Special Brush Request		143
Maintenance, Aerosols		175
Mandrels		137
Markings, Aerosols		177
Masonry Brushes		191
Master Sweep Classic		145
Metal Broom Handles		151
Metal Chip Brush		172
Microabrasive Brush Kits		113
Microabrasive Brushes		112-113
Microfiber Mop System		153
Miniature Brushes		71-72, 114
Mold Releases, Aerosols		175
Molder's Brushes		163
Mops		
Dust Mop		154-155
Sponge		157
Wet Mops		156
MultiZack Brushes		130-131
Collars		131

N

Nail Brushes	163
New Products	5-7
Nylon Brushes	
Internal	64, 70
Wheel	39

O

Operating Speeds	9
Ostrich Duster	158
Overstock Products	202-206

P

Paint Brush Selection Guide	180-181
Paint Brushes	
Artists' Brushes	187-188
Camel Hair	186-188
China Bristle	182, 186, 188
Chip	189
Economy	184-185, 189
Fill Materials	179
Foam	190
Nylon/Polyester	183-186
Ox Hair	188
Sash Tool	185-186
Stencil	188
Whitewash	191
Paint Rollers	
Frames	193-194
Synthetic	192-194

Paint Trays	195
Painter's Mitts	194
Parts Cleaning Brush	173, 189
PCD Diamond Superabrasive	116-117
Pipe Fitting End Cap Brush	173
Polycrystalline Diamond	78
Polypropylene Brushes	
Cup	51
End	59
Scratch	165, 170-171
Strip	126, 128
Utility	164
Wheel	39
Printed Circuit Board Brushes	91, 127

R

Radial Brushes	See Wheel Brushes
Radiator Brushes	163
Reinforced Abrasive Discs	See Abrasives
Roll Goods/Traffic Mats, Absorbents	178
Roof Brushes	190
Rotary Brushes	See Wheel Brushes
RTV Power Tubes, Aerosols	174
Rust Preventatives, Aerosols	176

S

Safe Operating Speeds	9
Safety	8-9
Sash Tool Brushes	185-186
Scratch Brushes	
Economy	168-172
File Card	172
Pipe Fitting End Cap Brush	173
Plater's	166-167
Small Cleaning	170-171
Straight Back	171
V-Groove	167
V-Trim	167, 170
Scrub Brushes	162-165
Deck	165
Dual Service	162
Economy	165
Pointed End	165
Utility	163-164
Scuf-Gard	56
Selection Guides	
ATB Abrasive Nylon Brush	77-79
Paint Brush	180-181
Power Brush	14
Sibot Internal Brushes	70
Side Plates	42, 93
Silicon Carbide	78
Situft Internal Brushes	63-65

Softool Brushes	115
Special Brush Requests	
ATB Cup	101
ATB End	103
ATB Internal	106
Composite Disc/ Fineblanking	96
Composite Wheel	85
Cup	45
End	53
Internal	61
Maintenance	143
Strip	129
Wheel (Metal Hub)	21
Wide Face	119
Sponge Mop	157
Squeegees	152
Stainless Steel Brushes	
Centerless	127
Cup, Crimped Wire	46, 50
Cup, Knot Wire	47, 50-51
Economy	197-201
End, Crimped Wire	54-55
End, Knot Wire	56
Internal	62, 67-68
Miniature	71-72
Scratch	166-170
Strip	126, 128
Ty Encapsulated	34, 36-37, 49, 57, 67
Wheel, Crimped Wire	22-28
Wheel, Knot Wire	29-30, 32-33
Wide Face	126-128
Steel Brushes	
Broom	149-150
Cup, Crimped Wire	46, 50
Cup, Knot Wire	47-48, 50-51
Economy	197-201
End, Crimped Wire	54-55
End, Knot Wire	56
Internal	62-63, 65-68, 70
Miniature	71-72
Printed Circuit Board Brush	127
Scratch	166-173
Strip	128
Ty Encapsulated	34-38, 49, 57, 67
Wheel, Crimped Wire	22-28
Wheel, Knot Wire	29-33
Wide Face	126-128
Street Brooms	145, 148
Stringer Bead Brushes	33, 36
Strip Brooms	150
Strip Brushes	128
Special Brush Request	129

Surface Speeds	10
Sweeping Brooms	See Floor Brooms

T

Tapered Broom Handles	151-152
Terminology, Brush	17-18
Thread Adapters	42, 51
Threaded Broom Handles	151
Tire Cleaning Brushes	163
Tire Retreading Brushes	30
Toilet Bowl Brushes	161
Toilet Bowl Plunger	161
Track Brooms	150
Trays, Paint	195
Troubleshooting	19, 83
Trucker's Soil Kit, Absorbents	178
Tube Brushes	66-69, 109
TY Encapsulated Brushes	
Cup	49
End	57
Internal	67
Stringer Bead	36
Wheel	34-38
Wire Stripping	38

U

Utility Brushes	163-164
-----------------	---------

V

Valve Guide Brushes	70
V-Groove Scratch Brushes	167
V-Trim Scratch Brushes	167, 170

W

Wedge Mop	154-155
Welding, Aerosols	175
Wet Mops	156
Handles	156
Heads	156
Wheel Brushes	20-43
Adapters	41-43
ATB Abrasive Nylon	84-94
Crimped Wire	22-28
Economy	197-199, 201
Knot Wire	29-33, 37
Miniature	71, 114
Nylon	39
Polypropylene	39
Small Grinder	32-33
Special Brush Request (Composite Wheel)	85
Special Brush Request (Metal Hub)	21
Straight Wire Fill	39
Tampico	40
Ty Encapsulated	34-38

Whisk Brooms	159
Whitewash Brushes	191
Handles	191
Wide Face Brushes	118-131
Centerless	91, 127
Conveyor Cleaning	124
Flow-Thru Mountings	122
Heli Master FA	122
Heli Master U	120
Helix Strip Brush	125-126
MultiZack	130-131
Printed Circuit Brush	91, 127
Quady Tufmatic	123
Scrubbers	121
Special Brush Request	119
Window Brushes	162
Window Squeegees	152
Wire Brushes	
Casting	172
Centerless	127
Chip	172
Cup, Crimped Wire	46, 50
Cup, Knot Wire	47-48, 50-51
Economy	197-201
End, Crimped Wire	54-55
End, Knot Wire	56
Internal	62-63, 65-68, 70
Miniature	71-72
Parts Cleaning	173
Scratch	166-173
Strip	128
Wheel, Crimped Wire	22-28
Wheel, Knot Wire	29-33
Wide Face	126-128
Wire Parts Cleaning	173
Wire Stripping	
Crimped Wire	28
Ty Encapsulated	38
Wood Broom Handles	146, 151-152



OSBORN[®]

INTERNATIONAL

5401 Hamilton Ave.
Cleveland, OH 44114
Phone 800-720-3358
216-361-1900
Fax 216-361-1913
Web www.osborn.com
Email marketsupport@osborn.com

LITBRCAT 11-2005 80K v1