
























General Purpose Extra Length Parabolic Flute Drills

Styles QC0860P, QC1290G

HSS
ANSI
10XD
135°
























How To Use This Chart:

1. Determine your Workpiece Material from the Application Material Groups (AMG) below.
2. Use the Icons to find Product Features.
3. Find the Surface Feet Per Minute (SFM) and Alpha Code
 example: 361W
 361 = SFM
 W = Alpha Code used to find your Feed Rate

Feed Rate Chart

Alpha Code	Feed in Inches per Revolution (IPR) ± 25%															Ø Diameter				
	1mm/ 1/32"	2mm/ 3/32"	3mm/ 1/8"	4mm/ 5/32"	5mm/ 3/16"	6mm/ 1/4"	8mm/ 5/16"	10mm/ 3/8"	12mm/ 1/2"	15mm/ 9/16"	16mm/ 5/8"	20mm/ 3/4"	25mm/ 1"	30mm/ 1.1/8"	40mm/ 1.5/8"	50mm/ 2"				
A	0.0004	0.0009	0.0011	0.0013	0.0014	0.0017	0.0021	0.0024	0.0027	0.0032	0.0034	0.0043	0.0049	0.0053	0.0061	0.0069				
B	0.0006	0.0011	0.0015	0.0016	0.0018	0.0021	0.0026	0.0031	0.0035	0.0041	0.0043	0.0053	0.0060	0.0065	0.0074	0.0082				
C	0.0006	0.0013	0.0017	0.0020	0.0022	0.0025	0.0031	0.0039	0.0043	0.0049	0.0051	0.0063	0.0071	0.0077	0.0087	0.0094				
D	0.0006	0.0015	0.0021	0.0024	0.0027	0.0031	0.0039	0.0047	0.0051	0.0059	0.0061	0.0074	0.0083	0.0090	0.0100	0.0108				
E	0.0007	0.0017	0.0024	0.0028	0.0031	0.0037	0.0045	0.0055	0.0059	0.0068	0.0071	0.0085	0.0094	0.0102	0.0112	0.0122				
F	0.0007	0.0020	0.0029	0.0033	0.0037	0.0043	0.0054	0.0065	0.0070	0.0080	0.0083	0.0098	0.0108	0.0116	0.0126	0.0135				
G	0.0007	0.0022	0.0033	0.0038	0.0043	0.0050	0.0063	0.0075	0.0081	0.0091	0.0094	0.0110	0.0122	0.0130	0.0140	0.0148				
H	0.0008	0.0026	0.0040	0.0046	0.0051	0.0059	0.0075	0.0090	0.0096	0.0107	0.0110	0.0126	0.0140	0.0148	0.0157	0.0165				
I	0.0008	0.0030	0.0047	0.0053	0.0059	0.0068	0.0087	0.0104	0.0110	0.0122	0.0126	0.0142	0.0157	0.0165	0.0173	0.0181				
J	0.0009	0.0033	0.0053	0.0060	0.0067	0.0078	0.0098	0.0117	0.0124	0.0137	0.0142	0.0159	0.0175	0.0183	0.0191	0.0198				
K	0.0010	0.0036	0.0059	0.0067	0.0075	0.0087	0.0110	0.0130	0.0138	0.0153	0.0157	0.0177	0.0193	0.0201	0.0209	0.0215				
L	0.0011	0.0040	0.0065	0.0073	0.0082	0.0094	0.0120	0.0142	0.0152	0.0165	0.0169	0.0191	0.0207	0.0215	0.0224	0.0231				
M	0.0012	0.0043	0.0071	0.0080	0.0089	0.0102	0.0130	0.0154	0.0165	0.0177	0.0181	0.0205	0.0220	0.0228	0.0238	0.0248				
N	0.0013	0.0047	0.0077	0.0086	0.0095	0.0110	0.0140	0.0165	0.0179	0.0189	0.0193	0.0219	0.0234	0.0242	0.0253	0.0265				
S	0.0003	0.0006	0.0008	0.0010	0.0012	0.0015	0.0020	0.0031	0.0039	0.0048	0.0051	0.0059	0.0070	0.0070	0.0090					
T	0.0006	0.0011	0.0016	0.0020	0.0024	0.0028	0.0035	0.0043	0.0051	0.0063	0.0067	0.0075	0.0080	0.0090	0.0100					
U	0.0010	0.0019	0.0028	0.0031	0.0035	0.0042	0.0055	0.0067	0.0079	0.0088	0.0091	0.0094	0.0110	0.0120	0.0140					
V	0.0015	0.0027	0.0039	0.0045	0.0051	0.0060	0.0079	0.0098	0.0110	0.0122	0.0126	0.0134	0.0160	0.0170	0.0200					
W	0.0019	0.0035	0.0051	0.0059	0.0067	0.0079	0.0102	0.0130	0.0150	0.0165	0.0169	0.0177	0.0190	0.0190	0.0200					
X	0.0022	0.0041	0.0059	0.0071	0.0083	0.0098	0.0130	0.0165	0.0189	0.0210	0.0217	0.0228								
Y	0.0027	0.0049	0.0071	0.0087	0.0102	0.0125	0.0169	0.0217	0.0276	0.0276	0.0276	0.0291								
Z	0.0037	0.0068	0.0098	0.0128	0.0157	0.0210	0.0315	0.0394	0.0433	0.0463	0.0472	0.0472								

How To Use This Chart to Find Cutting Feed Rate (IPR):

1. Find your Alpha Code on the AMG Chart (example: 279 U : U is the Alpha Code)
2. Find the closest diameter for your cutting application on the chart to find your IPR

Application Material Groups (AMG)		Hardness HRC	ISO	
1. Steel	1.1 Magnetic soft steel	12L14, 12L15	<120 HB	P 1
	1.2 Structural Steel/ case carburising steel	1005-1025, 1214, 1215, A36	<200 HB	P 1
	1.3 Plain Carbon steel	1030-1060, 1050-1060, 1144-1146	<24	P 2
	1.4 Alloy steel	4140,4340,52100,8620 H11-H41,A2,D2,01,P20,420	<24	P 3
	1.5 Alloy steel/ Hardened and tempered steel	4140,4340,52100,8620 H11-H41,A2,D2,01,P20,420	>24<38	P 4
	1.6 Alloy steel/ Hardened and tempered steel	4140,4340,52100,8620 H11-H41,A2,D2,01,P20,420	>38	H 1
	1.7 Alloy steel Hardened	A2-D2, H10-H41, L1-L6, M1-M42, T1	49-55	H 3
	1.8 Alloy steel Hardened	A2-D2, H10-H41, L1-L6, M1-M42, T1	55-63	H 4
2. Stainless Steel	2.1 Free machining Stainless Steel	200, 303, 416, 420F, 430F, 440	<24	M 1
	2.2 Austenitic	301, 302, 304, 316, 321, 330, CUSTOM 455, AM-350	<24	M 3
	2.3 Ferritic + Austenitic, Martensitic	318-329, 400-446, DUPLEX	<32	M 2
	2.4 Precipitation Hardened	15-5PH, Custom 450 17-4PH	<32	S 2
3. Cast Iron	3.1 Lamellar graphite	Grey, G10, Gg40, J431C, A48 CLASS 20	<150 HB	K 1
	3.2 Lamellar graphite	Grey, GG25-Gg40, J158, A48 CLASS 40-60	>150 HB<32	K 2
	3.3 Nodular graphite/ Malleable Cast Iron	A220, A436, A439, A602, Black, GGG40-GGG70	<200 HB	K 3
	3.4 Nodular graphite/ Malleable Cast Iron	Black Gts/Gtw, J434C	>200 HB<32	K 4
4. Titanium	4.1 Titanium, unalloyed	Commercially Pure	<200 HB	S 1
	4.2 Titanium, alloyed	6Al4V, 6A14V-2Sn, Monel, Monel K	<28	S 2
	4.3 Titanium, alloyed	6Al4V-4Mo, 7A14V-4Mo, 4911-4967	>28<38	S 3
5. Nickel	5.1 Nickel, unalloyed	Commercially Pure, 17644, 200, 5553	<150 HB	S 1
	5.2 Nickel, alloyed	Monel 400, Hastelloy C, Inconel 625, Waspaloy	<28	S 2
	5.3 Nickel, alloyed	Inconel 718,Nimonic 75-95,Rene 41,Inconel 825,A286	>28<38	S 3
6. Copper	6.1 Copper	Commercially Pure	<100 HB	N 3
	6.2 β-Brass, Bronze	314-340, 350-370	<200 HB	N 4
	6.3 α-Brass	Alloyed Cu + Al + Fe, Long Chipping	<200 HB	N 3
	6.4 High Strength Bronze	Ampco 18-25	<49	N 4
7. Aluminium Magnesium	7.1 Al, Mg, unalloyed	Commercially Pure	<100 HB	N 1
	7.2 Al alloyed, Si<0.5%	6061 T6, 7075, 314-340	<150 HB	N 1
	7.3 Al alloyed, Si>0.5%<10%	6061 T6, 380-390	<120 HB	N 1
	7.4 Al alloyed, Si>10% Mg alloys	Magnesium Whisker Reinforced	<120 HB	N 2
8. Synthetic Materials	8.1 Thermoplastics	Ultradim, Polystrol	---	O
	8.2 Thermosetting plastics	Bakelit, Pertinax	---	O
	8.3 Reinforced plastic materials	CFK, GFKAFK	---	O
9. Hard Mat.	9.1 Cermets (Metal-ceramics)	Ferrotic	<54	H
10. Graphite	10.1 Standard graphite		---	O

EXTRA LENGTH DRILL




General Purpose Extra Length Parabolic Flute

QC0860P 8" Overall length

QC1290P 12" Overall length

Heavy-Duty Parabolic Flute design for efficient chip removal. Allows greater drilling depths in one pass. Low thrust design self centering Split Point for easier penetration. Bright Finish improves chip flow in soft or non-ferrous materials.



d_1 Ø Inch	d_1 decimal Inch	l_2 Inch	l_1 Inch	Pack Qty	QC0860P	QC1290P
1/8	0.1250	6"	8"	1	055608	—
1/8	0.1250	9"	12"	1	—	060308
9/64	0.1406	6"	8"	1	055609	—
9/64	0.1406	9"	12"	1	—	060309
5/32	0.1563	6"	8"	1	055610	—
5/32	0.1563	9"	12"	1	—	060310
11/64	0.1719	6"	8"	1	055611	—
11/64	0.1719	9"	12"	1	—	060311
3/16	0.1875	6"	8"	1	055612	—
3/16	0.1875	9"	12"	1	—	060312
13/64	0.2031	6"	8"	1	055613	—
13/64	0.2031	9"	12"	1	—	060313
7/32	0.2188	6"	8"	1	055614	—
7/32	0.2188	9"	12"	1	—	060314
15/64	0.2344	6"	8"	1	055615	—
15/64	0.2344	9"	12"	1	—	060315
1/4	0.2500	6"	8"	1	055616	—
1/4	0.2500	9"	12"	1	—	060316
17/64	0.2656	6"	8"	1	055617	—
17/64	0.2656	9"	12"	1	—	060317
9/32	0.2813	6"	8"	1	055618	—
9/32	0.2813	9"	12"	1	—	060318
19/64	0.2969	6"	8"	1	055619	—
19/64	0.2969	9"	12"	1	—	060319
5/16	0.3125	6"	8"	1	055620	—
5/16	0.3125	9"	12"	1	—	060320
21/64	0.3281	6"	8"	1	055621	—
21/64	0.3281	9"	12"	1	—	060321
11/32	0.3437	6"	8"	1	055622	—
11/32	0.3437	9"	12"	1	—	060322
23/64	0.3594	6"	8"	1	055623	—
23/64	0.3594	9"	12"	1	—	060323
3/8	0.3750	6"	8"	1	055624	—



EXTRA LENGTH DRILL

d_1 Ø Inch	d_1 decimal Inch	l_2 Inch	l_1 Inch	Pack Qty	QC0860P	QC1290P
3/8	0.3750	9"	12"	1	—	060324
25/64	0.3906	6"	8"	1	055625	—
25/64	0.3906	9"	12"	1	—	060325
13/32	0.4063	6"	8"	1	055626	—
13/32	0.4063	9"	12"	1	—	060326
27/64	0.4219	6"	8"	1	055627	—
27/64	0.4219	9"	12"	1	—	060327
7/16	0.4375	6"	8"	1	055628	—
7/16	0.4375	9"	12"	1	—	060328
29/64	0.4531	6"	8"	1	055629	—
15/32	0.4687	6"	8"	1	055630	—
15/32	0.4687	9"	12"	1	—	060330
31/64	0.4844	6"	8"	1	055631	—
1/2	0.5000	6"	8"	1	055632	—
1/2	0.5000	9"	12"	1	—	060332