


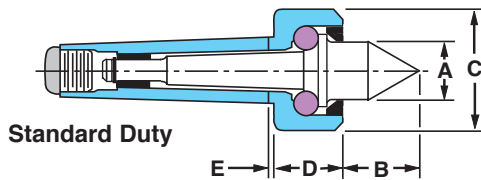


Super Accurate Live Centers Standard Point

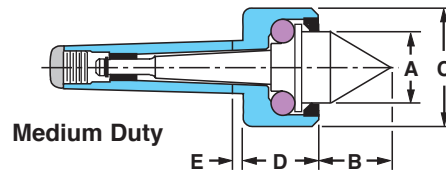
- Accuracy guaranteed to $\pm .00004$
- Ideal for precision grinding
- Compact design
- Extended points available
- Five pounds of thrust to seat bearings
- Riten full service and repair



The ultimate live center for precision grinding is provided by Riten's unique design. Medium-duty live centers are required where the weight of the workpiece is several hundred pounds. These centers are built with larger bearings to provide the support and strength required to handle heavier workpieces.



Standard Duty



Medium Duty

| MORSE TAPER | | | | | | | | W. P. Weight |
|-------------|----------------------|------|------|------|------|--------|------|-----------------|
| Model MT | A | B | C | D | E | RPM | | |
| 12102 | 2 | 0.73 | 0.87 | 1.25 | 0.75 | 0.18 | 1000 | 400 |
| 12103 | 3 | 0.87 | 1.13 | 1.69 | 0.94 | 0.29 | 1000 | 1000 |
| 12104 | 4 | 1.00 | 1.13 | 2.13 | 1.19 | 0.35 | 1000 | 1800 |
| 12105 | 5 | 1.49 | 1.50 | 2.81 | 1.41 | 0.35 | 1000 | 3800 |
| 12106 | 6 | 2.11 | 2.13 | 4.19 | 2.50 | 0.41 | 1000 | 6000 |
| Model JT | JARNO TAPER | | | | | | | |
| 12206 | 6 | 0.73 | 0.87 | 1.25 | 0.75 | 0.19 | 1000 | 300 |
| 12207 | 7 | 0.87 | 1.13 | 1.69 | 0.94 | 0.29 | 1000 | 800 |
| 12209 | 9 | 0.87 | 1.13 | 1.69 | 0.94 | 0.29 | 1000 | 1000 |
| 12210 | 10 | 1.00 | 1.13 | 2.13 | 1.19 | 0.29 | 1000 | 1800 |
| 12212 | 12 | 1.00 | 1.00 | 2.13 | 1.19 | 0.35 | 1000 | 1800 |
| 12214 | 14 | 1.49 | 1.50 | 2.81 | 1.41 | 0.35 | 1000 | 3800 |
| 12216 | 16 | 1.51 | 1.50 | 2.81 | 1.41 | 0.29 | 1000 | 3800 |
| 12220 | 20 | 2.11 | 2.13 | 4.19 | 2.50 | 0.41 | 1000 | 6000 |
| Model BS | BROWN & SHARPE TAPER | | | | | | | |
| 12407 | 7 | 0.73 | 0.87 | 1.25 | 0.75 | 0.21 | 1000 | 400 |
| 12409 | 9 | 0.87 | 1.13 | 1.69 | 0.94 | 0.31 | 1000 | 1000 |
| 12410 | 10 | 1.00 | 1.00 | 2.13 | 1.19 | 0.92* | 1000 | 1800 |
| 12411 | 11 | 1.00 | 1.00 | 2.13 | 1.19 | 1.04** | 1000 | 1800 |
| 12412 | 12 | 1.51 | 1.50 | 2.81 | 1.41 | 0.43 | 1000 | 3800 |
| 12413 | 13 | 1.51 | 1.50 | 2.81 | 1.41 | 0.37 | 1000 | 3800 |

| MORSE TAPER | | | | | | | | W. P. Weight |
|-------------|----------------------|------|------|------|------|--------|------|-----------------|
| Model MT | A | B | C | D | E | RPM | | |
| 34102 | 2 | 0.87 | 1.13 | 1.69 | 1.06 | 0.19 | 1000 | 500 |
| 34103 | 3 | 1.00 | 1.13 | 2.13 | 1.38 | 0.29 | 1000 | 1200 |
| 34104 | 4 | 1.49 | 1.63 | 2.81 | 1.66 | 0.35 | 1000 | 2200 |
| Model JT | JARNO TAPER | | | | | | | |
| 34206 | 6 | 0.87 | 1.13 | 1.69 | 1.06 | 0.19 | 1000 | 400 |
| 34207 | 7 | 1.00 | 1.13 | 2.13 | 1.38 | 0.29 | 1000 | 900 |
| 34209 | 9 | 1.00 | 1.13 | 2.13 | 1.38 | 0.29 | 1000 | 1300 |
| 34210 | 10 | 1.49 | 1.50 | 2.81 | 1.66 | 0.41 | 1000 | 2200 |
| 34211 | 11 | 1.49 | 1.50 | 2.81 | 1.66 | 0.29 | 1000 | 2200 |
| 34212 | 12 | 1.49 | 1.50 | 2.81 | 1.66 | 0.35 | 1000 | 2200 |
| 34214 | 14 | 2.11 | 2.38 | 4.19 | 2.50 | 0.60 | 1000 | 4400 |
| 34216 | 16 | 2.11 | 2.38 | 4.19 | 2.50 | 0.41 | 1000 | 4400 |
| Model BS | BROWN & SHARPE TAPER | | | | | | | |
| 34407 | 7 | 0.87 | 1.13 | 1.69 | 1.06 | 0.21 | 1000 | 500 |
| 34409 | 9 | 1.00 | 1.13 | 2.13 | 1.38 | 0.31 | 1000 | 1300 |
| 34410 | 10 | 1.49 | 1.50 | 2.81 | 1.66 | 0.92* | 1000 | 2200 |
| 34411 | 11 | 1.49 | 1.50 | 2.81 | 1.66 | 1.04** | 1000 | 2200 |
| 34412 | 12 | 2.11 | 2.38 | 4.19 | 2.50 | 0.43 | 1000 | 4400 |
| 34413 | 13 | 2.11 | 2.38 | 4.19 | 2.50 | 0.43 | 1000 | 4400 |

* 10 B&S Cinn. (E= .25)

** 11 B&S Cinn. (E= .25)