



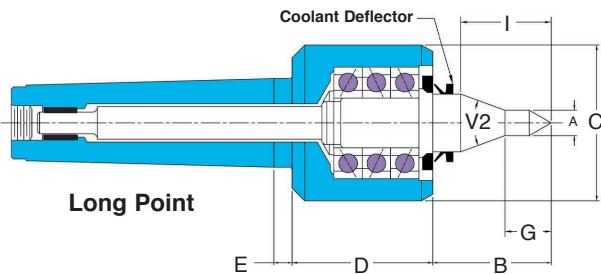
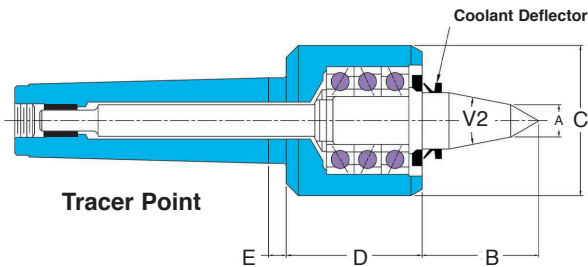
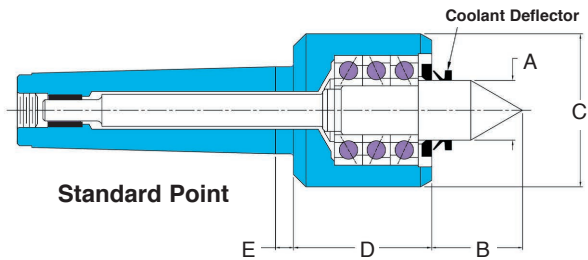
CNC High RPM Sprint Live Centers

Standard, Tracer and Long Point

- Accuracy guaranteed to $\pm .00004$
- The largest, toughest bearing set available in centers of this size
- Coolant deflectors for additional protection from contamination
- Points through-hardened to 61-63 Rc
- Body heat-treated for additional strength
- Riten full service and repair



**Redesigned for 21st century machining.
Engineered to allow deeper cuts, better surface finish,
and extended service life!**



STANDARD POINT – MORSE TAPER									
Model	MT	A	B	C	D	E	Max. RPM	W. P. Weight	
14604	4	1.38	1.82	3.07	2.78	0.36	5000	2200	
14605	5	1.57	2.38	3.07	2.78	0.36	5000	5000	

TRACER POINT – MORSE TAPER									
Model	MT	A	B	C	D	E	V2	Max. RPM	W. P. Weight
14904	4	0.56	2.25	3.07	2.78	0.36	40°	5000	1700
14905	5	0.56	2.25	3.07	2.78	0.36	40°	5000	1700

LONG POINT – MORSE TAPER											
Model	MT	A	B	C	D	E	G	V2	I	Max. RPM	W. P. Weight
14104	4	0.50	2.63	3.07	2.78	0.36	.75	40°	1.96	5000	1100
14105	5	0.50	2.63	3.07	2.78	0.36	.75	40°	1.96	5000	1100