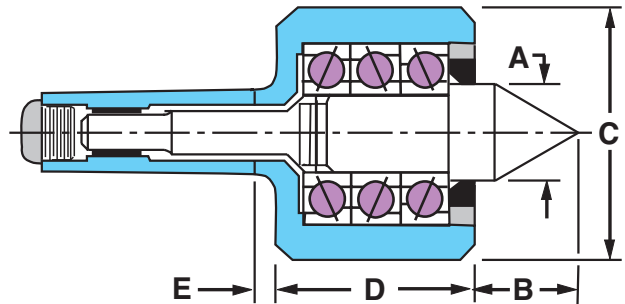
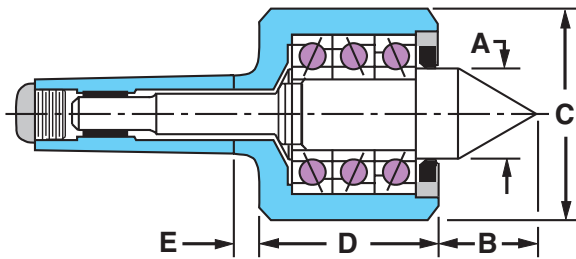





## Heavy Duty and Extra Heavy Duty Live Centers Standard Point

- Accuracy guaranteed to  $\pm .0001$ .
- Four-bearing design for heavier loads such as steel rolls, paper rolls, printing rolls, castings, forgings and other large parts.
- For use where the piece part may weigh several thousand pounds. Radial pressure and thrust requirements demand centers with bearing structures that will handle these loads.
- Available in additional metric tapers upon request
- Riten full service and repair.



### HEAVY-DUTY – MORSE TAPER

Model	MT	A	B	C	D	E	Max RPM	W. P. Weight
34163	3	0.87	1.12	1.75	2.37	0.38	5000	920
34164	4	1.26	2.00	2.88	3.19	0.50	4200	2200
34105	5	1.87	2.25	3.77	3.84	0.50	3200	8000
34106	6	2.00	2.26	4.63	3.84	0.50	3000	14000
34107	7	2.00	2.25	4.63	3.84	0.50	3000	14000

### HEAVY-DUTY – JARNO TAPER

34220	20	2.00	2.26	4.63	3.84	0.50	3000	14000
-------	----	------	------	------	------	------	------	-------

### HEAVY-DUTY – METRIC TAPER (1:20)

34080	80	2.00	2.26	4.63	3.84	0.75	3000	14000
-------	----	------	------	------	------	------	------	-------

### EXTRA HEAVY-DUTY – MORSE TAPER

Model	MT	A	B	C	D	E	Max RPM	W. P. Weight
55103*	3	1.26	1.50	2.81	3.19	0.50	4000	3000
55164*	4	1.65	1.75	3.77	3.84	0.50	4000	4800
55105	5	1.99	2.26	4.63	3.84	0.50	3000	12000
55106	6	2.62	2.56	6.56	5.09	0.60	3000	22500
55107	7	2.62	2.56	6.56	5.09	0.75	3000	22500

\*Stub spindle design on 3MT and 4MT

### EXTRA HEAVY-DUTY – METRIC TAPER (1:20)

55080	80	2.63	2.50	6.56	5.09	0.75	3000	22500
55100	100	3.75	3.50	8.00	6.38	0.50	3000	30000