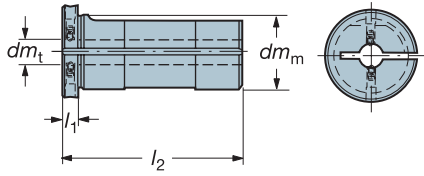


EasyFix sleeves for Swiss type machines

132L-
(ISO 9766)



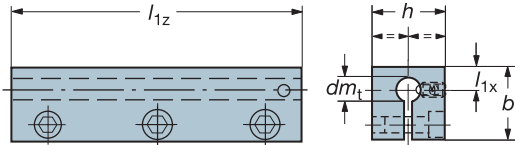
Bar dia. dm_t	Ordering code	Dimensions, mm (inch)		
		l_1	l_2	dm_m
5	132L-1205050-B	5 (.197)	50 (1.97)	19.05 (.750)
	-1605050-B	5 (.197)	50 (1.97)	25.4 (1.000)
6	-1206050-B	5 (.197)	50 (1.97)	19.05 (.750)
	-1606050-B	5 (.197)	50 (1.97)	25.4 (1.000)
8	132L-1208050-B	5 (.197)	50 (1.97)	19.05 (.750)
	-1608050-B	5 (.197)	50 (1.97)	25.4 (1.000)
10	-1210050-B	5 (.197)	50 (1.97)	19.05 (.750)
	-1610050-B	5 (.197)	50 (1.97)	25.4 (1.000)

More EasyFix sleeves, see page 84. For the complete assortment of EasyFix sleeves, see main catalog LIT-CAT 03-T.

Ordering example: 2 pieces 132L-1205050-B

Sleeves (EasyFix)

131-

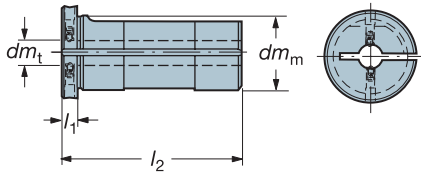


Note!

EasyFix function, the setting of correct center height of the bar, at present only for CoroTurn 107, CoroTurn 111 and CoroCut boring bars.

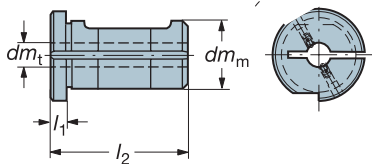
Bar dia. dm_t	Ordering code	Dimensions, inch					Bar dia. dm_t	Ordering code	Dimensions, mm				Spare parts	
		Inch	l_{1z}	h	b	l_{1x}			Metric	l_{1z}	h	b	l_{1x}	Screw
.187	131 -A1203-B	3.15	.75	.75	.216	5	131 -2005-B	80	20	20	5.5	3212 010-258	174.1-864	
.250	-A1204-B	3.15	.75	.75	.236	6	-2006-B	80	20	20	6	3212 010-258	174.1-864	
.312	-A1205-B	3.15	.75	.75	.276	8	-2008-B	80	20	20	7	3212 010-258	174.1-864	
.375	-A1206-B	3.15	.75	.75	.295	10	-2010-B	80	20	20	7.5	3212 010-258	174.1-864	
.500	-A1608-B	3.15	1.00	1.00	.354	12	-2512-B	80	25	25	9	3212 010-259	174.1-864	
.625	-A1610-B	3.15	1.00	1.00	.394	16	-2516-B	80	25	25	10	3212 010-259	174.1-864	

132P-, 132L-
(ISO 9766)



Bar dia. dm_t	Ordering code	Dimensions, inch			Bar dia. dm_t	Ordering code	Dimensions, mm		
		Inch	l_1	l_2			dm_m	Metric	l_1
	ISO9766					ISO9766			
.187	132P -25A03-B	.197	2.40	.984	6	132L -2506-B	5	61	25
.250	-25A04-B	.197	2.40	.984	8	-2508-B	5	61	25
.312	-25A05-B	.197	2.40	.984	10	-2510-B	5	61	25
.375	-25A06-B	.197	2.40	.984	12	-2512-B	5	61	25
.500	-25A08-B	.197	2.40	.984	16	-2516-B	5	61	25
.625	-25A10-B	.197	2.40	.984	5	132L -2505085-B	5	85	25
.187	132P -160333-B	.197	3.35	1.000					
.250	-160433-B	.197	3.35	1.000					
.312	-160533-B	.197	3.35	1.000					
.375	-160633-B	.197	3.35	1.000					
.500	-160833-B	.197	3.35	1.000					
.625	-161033-B	.197	3.35	1.000					

132W- (Whistle Notch)



Bar dia. dm_t	Ordering code	Dimensions, mm		
Metric		l_1	l_2	dm_m
5	132W -2505-B	5	50	25
6	-2506-B	5	50	25
8	-2508-B	5	50	25
10	-2510-B	5	50	25
12	-2512-B	5	50	25
16	-2516-B	5	50	25

Ordering example: 2 pieces 131-A1204-B