

Starrett®

Precision, Quality, Innovation

PTA AND HAND TOOLS

Hole Saws

Hacksaws

Jig Saws

Reciprocating Saws

Portable Band Saws

Measuring Tapes

Utility Knives

Levels

Plumb Bobs

Chalk

Rules & Squares

Calipers

Protractors

Punches

Shop Tools

Lubricant

PRECISION, QUALITY, INNOVATION

For more than 135 years, manufacturers, builders and craftsmen worldwide have depended upon precision tools and saws from The L.S. Starrett Company to ensure the consistent quality of their work.

They know that the Starrett name on a saw blade, hand tool or measuring tool ensures exceptional quality, innovative products and expert technical assistance.

With strict quality control, state-of-the-art equipment and an ongoing commitment to producing superior tools, the thousands of products in today's Starrett line continue to be the most accurate, robust and durable tools available. This catalog features those tools most widely used on a jobsite or in a workshop environment.



HOLE SAWS

Our new line includes the Fast Cut and Deep Cut bi-metal saws, and application-specific hole saws engineered specifically for certain materials, power tools and jobs. A full line of accessories, including Quick-Hitch™ arbors, pilot drills and protective cowls, enables you to optimise each job with safe, cost efficient solutions.

09



HACKSAWS

Hacksaw Safe-Flex® and Grey-Flex® blades and frames, Redstripe® power hack blades, compass and PVC saws to assist you with all of your hand sawing needs.

31



JIG SAWS

Our Unified Shank® jig saws are developed for wood, metal and multi-purpose cutting. The Starrett bi-metal unique® saw technology provides our saws with 170% greater resistance to breakage, cut faster and last longer than other saws. Our Dual Cut® blades are an exclusive saw design to provide burr-free cutting on both sides of the material.

41



RECIPROCATING SAWS

General purpose reciprocating blades provide a comprehensive set of sawing solutions to professional trades people and do-it-yourselfers. Our offering includes pneumatic blades for pallet dismantling, King Cut® rescue and demolition and general purpose blades.

45



PORTABLE BAND SAWS

We offer blades for these convenient power tools. Univerz™ are ready to go to work in convenient lengths to fit popular portable machines.

49



MEASURING TAPES

Our measuring tapes and Measure Stix™ are offered in a wide range of styles and sizes. Graduations are available in English and Metric to meet virtually every requirement for accurate tape measurement. Introducing the new series of Starrett, Starrett Exact® and Starrett Exact® Plus.

51



PTA AND HAND TOOLS



UTILITY KNIVES

A whole new line of utility knives to suit the cutting needs of mechanics, carpenters, maintenance workers and do-it-yourselfers. We have the utility knife for your need.

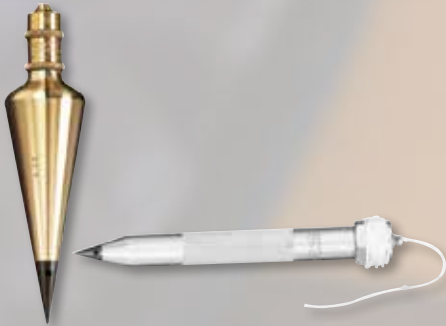
61



LEVELS

A variety of levels are offered in various lengths and styles. Whether you are looking for a wood Master Pro®, aluminum or plastic, they are all accurate and excellent quality. Also introducing the new Starrett, Starrett Exact® and Starrett Exact® Plus.

67



PLUMB BOBS

Steel, solid steel and solid brass for top accuracy in all layout work to provide a low center of gravity and great weight in proportion to their short length and small diameter.

79



CHALK

Our chalk lines are produced with high impact-resistant cases. The chalk line is secured with a stainless steel hook. Meet the new series.

83



RULES AND SQUARES


Our rules and squares are made from fine quality materials and produced to the highest precision standards, making them the most accurate and readable rules on the market. Offered in a practical variety of styles to suit the needs of the individual, whether it be a toolmaker, mechanic, carpenter, or a do-it-yourself homeowner.

87

SLIDE CALIPERS

Our calipers are light, comfortable, easy-to-use, and constructed with features that have made Starrett slide calipers the machinist's first choice for many years.

107



PROTRACTORS

The ProSite® Protractor takes error-prone calculations out of the process of miter cuts. The tool is ideal for carpenters, plumbers and all building trades that require the measuring and transferring of angles.

111



PUNCHES

More than 10 models between automatic center punches with adjustable stroke, center punches with round shanks, with square shanks, for prick punches, square head nail sets, drive pin punches and brass drive pin punches.

117



SHOP TOOLS

A wide variety of gages and precision hand tools designed for delicate shop work of machinists and toolmakers. These tools are the best in the business for accurately scribing lines, transferring measurements and for probing surfaces in inspection and production work.

129



LUBRICANT

Our M1® lubricant is an all purpose lubricant and cleaner all in one. It removes grease and grime, adhesive tar and other hard to remove materials. Deep penetrating lubricant that will not attract dirt, dust or other contaminants as other leading lubricants do. Starrett uses M1® in our manufacturing facilities all over the world. M1 will become the best investment in your shop.

139



INDEX

141

PTA AND HAND TOOLS

FACTORIES AROUND THE WORLD



1 - Athol, Massachusetts, USA



2 - Laguna Hills, California, USA



3 - Waite Park, Minnesota, USA



4 - Cleveland, Ohio, USA

FACTORIES



● Factories and Distribution Centers

● Starrett Distribution Centers and Offices



5 - Mount Airy, North Carolina, USA



6 - Columbus, Georgia, USA



7 - Itu, São Paulo, Brazil



8 - Jedburgh, Scotland



9 - Suzhou, China





PRECISION MAKES THE DIFFERENCE

PURE PRECISION.

Introducing the HDV300 Video-based measurement system. The power of an optical comparator, meets the precision of digital video.



Starrett®

(978) 249-3551 • starrett.com




















Follow us!





HOLE SAWS

HOLE SAW APPLICATION GUIDE

Material Thickness and Application		Bi-Metal		
Hole Saw Depth		 (FCH Line)	 (DCH Line)	Cordless SmoothCut (CSC Line)
	<3mm	✓		✓
Recommended Cutting Depths	3 - 13mm		✓	
	>13mm		✓	
Metal				
Inox (stainless)		★★	★★	★★
Non Ferrous Materials		★★	★★	★★
Cast Iron		★	★	
Wood		★	★	★
Nail Embedded Wood		★	★	
Veneer		★	★	★
MDF				
Plastic		★	★	★
Acrylic		★	★	★
Ceramic				
Porcelain/Glass/Stone				
Fiberglass		★	★	
Formica		★	★	★
Plaster		★	★	★
Suspended Floors (wood)		★	★	
Suspended Floors (composite)				
Brick and Masonry				

CUTTING PERFORMANCE - Excellent ★★ | Satisfactory ★

	Tungsten Carbide Tipped			Diamond Tipped/Grit
	Fast Cut Multi-Purpose (MPH Line)	Carbide Tipped (CT Line)	Carbide Tipped Stainless Steel Sheet Metal (SM Line)	Ceramic and Abrasive Material Tile Drill and Hole Saw (D Line)
2-1/8" (54mm)		1-5/8" (41mm)		Diameter Dependent
✓	✓	✓		✓
✓		✓		✓
✓		✓		✓
		★★		
★★		★		
		★★		
★★		★★		
★★				
★★				
★★				
		★		★★
				★★
★		★★		★★
★★		★★		
★★		★★		
		★★		
		★★		
		★		★★

BI-METAL

FAST CUT BI-METAL HOLE SAWS

The Fast Cut saw combines a new tooth material, with enhanced heat and wear resistance, and a new tooth design, providing a smoother, faster cut on a wide range of materials, when compared against the previous Constant Pitch saw.

Specifically suited to cutting stainless and mild steel sheet, the Fast Cut will also cut through tubes with a wall thickness of up to 1/8" (3mm).

FEATURES

- New tooth material for enhanced heat and wear resistance and greater product life
- Ideal for stainless and mild steel sheet and tubes with wall thickness of up to 1/8" (3mm)
- New 5.5 TPI/25mm tooth form provides a smoother, faster cut in all materials
- Hole saw depth of 1-5/8" (41mm)

Cat. No.	EDP	Diameter	
		in	mm
FCH0096-G	00485	9/16	14
FCH0058-G	00483	5/8	16
FCH1016-G	00548	1 1/16	17
FCH0034-G	00482	3/4	19
FCH2532-G	00554	25/32	20
FCH1036-G	00549	13/16	21
FCH0078-G	00484	7/8	22
FCH1056-G	00550	15/16	24
FCH0100-G	00486	1	25
FCH0116-G	00489	1-1/16	27
FCH0118-G	00490	1-1/8	29
FCH0136-G	00492	1-3/16	30
FCH0114-G	00488	1-1/4	32
FCH0156-G	00494	1-5/16	33
FCH0138-G	00493	1-3/8	35
FCH0176-G	00497	1-7/16	37
FCH0112-G	00487	1-1/2	38
FCH0196-G	00499	1-9/16	40
FCH0158-G	00495	1-5/8	41
FCH1116-G	00551	1-11/16	43
FCH0134-G	00491	1-3/4	44
FCH1136-G	00552	1-13/16	46
FCH0178-G	00498	1-7/8	48
FCH0200-G	00500	2	51
FCH0216-G	00505	2-1/16	52
FCH0218-G	00506	2-1/8	54
FCH0214-G	00504	2-1/4	57
FCH0256-G	00509	2-5/16	59
FCH0238-G	00508	2-3/8	60
FCH0212-G	00503	2-1/2	64
FCH0296-G	00514	2-9/16	65
FCH0258-G	00511	2-5/8	67
FCH0234-G	00507	2-3/4	70
FCH0278-G	00513	2-7/8	73
FCH0300-G	00515	3	76
FCH0318-G	00519	3-1/8	79
FCH0314-G	00518	3-1/4	83
FCH0338-G	00521	3-3/8	86
FCH0312-G	00517	3-1/2	89
FCH0358-G	00522	3-5/8	92
FCH0334-G	00520	3-3/4	95
FCH0378-G	00525	3-7/8	98
FCH0400-G	00526	4	102
FCH0418-G	00530	4-1/8	105
FCH0414-G	00529	4-1/4	108
FCH0438-G	00532	4-3/8	111
FCH0412-G	00528	4-1/2	114
FCH0434-G	00531	4-3/4	121
FCH0500-G	00535	5	127
FCH0514-G	00540	5-1/4	133
FCH0512-G	00539	5-1/2	140
FCH0600-G	00542	6	152

Cat. No.*	EDP	Diameter mm
FCH015M-G	00496	15
FCH020M-G	00502	20
FCH025M-G	00512	25
FCH030M-G	00516	30
FCH035M-G	00523	35
FCH040M-G	00527	40
FCH045M-G	00533	45
FCH050M-G	00536	50
FCH056M-G	00541	56
FCH068M-G	00544	68
FCH075M-G	00545	75
FCH100M-G	00547	100
FCH160M-G	01391	160
FCH168M-G	01392	168
FCH177M-G	01393	177
FCH210M-G	01394	210



Applications		
Hole Saw Depth	1-5/8" (41mm)	
Rec. Cutting Depth	<3mm	✓
Metal		★★
Inox (stainless)		★★
Non Ferrous Metals		★★
Cast Iron		★
Wood		★
Nail Embedded Wood		★
Veneer		★
Plastic		★
Acrylic		★
Fiberglass		★
Formica		★
Plaster		★
Suspended Floors (wood)		★

CUTTING PERFORMANCE - Excellent ★★ | Satisfactory ★



BI-METAL

DEEP CUT BI-METAL HOLE SAWS

The Deep Cut saw combines the tried and tested tooth form from the previous Dual Pitch product, with a new tooth material for enhanced heat and wear resistance.

The Deep Cut saw also features an increased hole saw depth of 2" (51mm), and is ideal for cutting metal of more than 3mm thickness, tubes with a wall thickness of greater than 3mm and wood up to 2" (51mm) thick.

FEATURES

- Aggressive material penetration and kerf clearance
- Ideal for solid materials or tubes of a wall thickness greater than 3mm
- 51mm hole saw depth improves cutting performance on tubes, particularly where there is a need to cut through both sides of the tube
- New tooth material for enhanced heat and wear resistance and greater product life
- Hole saw depth of 2" (51mm)



Cat. No.	EDP	Diameter	
		in	mm
DCH0034-G	00427	3/4	19
DCH2532-G	00481	25/32	20
DCH1036-G	00473	13/16	21
DCH0078-G	00428	7/8	22
DCH1056-G	00474	15/16	24
DCH0100-G	00429	1	25
DCH0116-G	00432	1-1/16	27
DCH0118-G	00433	1-1/8	29
DCH0136-G	00435	1-3/16	30
DCH0114-G	00431	1-1/4	32
DCH0156-G	00437	1-5/16	33
DCH0138-G	00436	1-3/8	35
DCH0176-G	00439	1-7/16	37
DCH0112-G	00430	1-1/2	38
DCH0196-G	00441	1-9/16	40
DCH0158-G	00438	1-5/8	41
DCH1116-G	00475	1-11/16	43
DCH0134-G	00434	1-3/4	44
DCH1136-G	00476	1-13/16	46
DCH0178-G	00440	1-7/8	48
DCH0200-G	00442	2	51
DCH0216-G	00445	2-1/16	52
DCH0218-G	00446	2-1/8	54
DCH0214-G	00444	2-1/4	57
DCH0256-G	00449	2-5/16	59
DCH0238-G	00448	2-3/8	60
DCH0212-G	00443	2-1/2	64
DCH0296-G	00452	2-9/16	65
DCH0258-G	00450	2-5/8	67
DCH068M-G	00472	2-11/16	68
DCH0234-G	00447	2-3/4	70
DCH0278-G	00451	2-7/8	73
DCH0300-G	00453	3	76
DCH0318-G	00456	3-1/8	79
DCH0314-G	00455	3-1/4	83
DCH0338-G	00458	3-3/8	86
DCH0312-G	00454	3-1/2	89
DCH0358-G	00459	3-5/8	92
DCH0334-G	00457	3-3/4	95
DCH0378-G	00460	3-7/8	98
DCH0400-G	00461	4	102
DCH0418-G	00464	4-1/8	105
DCH0414-G	00463	4-1/4	108
DCH0438-G	00466	4-3/8	111
DCH0412-G	00462	4-1/2	114
DCH0434-G	00465	4-3/4	121
DCH0500-G	00467	5	127
DCH0514-G	00469	5-1/4	133
DCH0512-G	00468	5-1/2	140
DCH0600-G	00471	6	152

Cat. No.	EDP	Diameter mm
DCH160M-G	00477	160
DCH168M-G	00478	168
DCH177M-G	00479	177
DCH210M-G	00480	210



NEW!

HOLE SAWS

Applications		
Hole Saw Depth	2" (51mm)	
Rec. Cutting Depth	3-13mm	✓
	>13mm	✓
Metal		★★
Inox (stainless)		★★
Non Ferrous Metals		★★
Cast Iron		★
Wood		★
Nail Embedded Wood		★
Veneer		★
Plastic		★
Acrylic		★
Fiberglass		★
Formica		★
Plaster		★
Suspended Floors (wood)		★

CUTTING PERFORMANCE - Excellent ★★ | Satisfactory ★



BI-METAL

DEEP CUT

WITH ARBOR

This line is composed by Deep Cut hole saw blade assembled with arbor and pilot drill, with a new tooth material for enhanced heat and wear resistance. Hole saw depth of 2" (51mm), ideal for cutting metal and wood thicker than 1/8" (3mm).

FEATURES

- Aggressive material penetration and kerf clearance
- Ideal for solid materials or tubes of a wall thickness greater than 1/8" (3mm)
- 2" (51mm) hole saw depth improves cutting performance on tubes, particularly where there is a need to cut through both sides of the tube
- New tooth material for enhanced heat and wear resistance and greater product life



Cat. No.	EDP	Diameter in	mm
ADCH0034	00893	3/4	19
ADCH1036	00939	13/16	21
ADCH0078	00895	7/8	22
ADCH1056	00940	15/16	24
ADCH0100	00897	1	25
ADCH0116	00900	1-1/16	27
ADCH0118	00901	1-1/8	29
ADCH0136	00903	1-3/16	30
ADCH0114	00899	1-1/4	32
ADCH0156	00905	1-5/16	33
ADCH0138	00904	1-3/8	35
ADCH0176	00907	1-7/16	37
ADCH0112	00898	1-1/2	38
ADCH0196	00909	1-9/16	40
ADCH0158	00906	1-5/8	41
ADCH1116	00941	1-11/16	43
ADCH0134	00902	1-3/4	44
ADCH1136	00942	1-13/16	46
ADCH0178	00908	1-7/8	48
ADCH0200	00910	2	51
ADCH0216	00913	2-1/16	52
ADCH0218	00914	2-1/8	54
ADCH0214	00912	2-1/4	57
ADCH0256	00917	2-5/16	59

Cat. No.	EDP	Diameter in	mm
ADCH0238	00916	2-3/8	60
ADCH0212	00911	2-1/2	64
ADCH0296	00920	2-9/16	65
ADCH0258	00918	2-5/8	67
ADCH0234	00915	2-3/4	70
ADCH0278	00919	2-7/8	73
ADCH0300	00921	3	76
ADCH0318	00924	3-1/8	79
ADCH0314	00923	3-1/4	83
ADCH0338	00926	3-3/8	86
ADCH0312	00922	3-1/2	89
ADCH0358	00927	3-5/8	92
ADCH0334	00925	3-3/4	95
ADCH0378	00928	3-7/8	98
ADCH0400	00929	4	102
ADCH0418	00932	4-1/8	105
ADCH0414	00931	4-1/4	108
ADCH0438	00934	4-3/8	111
ADCH0412	00930	4-1/2	114
ADCH0434	00933	4-3/4	121
ADCH0500	00935	5	127
ADCH0512	00936	5-1/2	140
ADCH0600	00937	6	152



Applications		
Hole Saw Depth	2" (51mm)	✓
Rec. Cutting Depth	3-13mm	✓
	>13mm	✓
Metal		★★
Inox (stainless)		★★
Non Ferrous Metals		★★
Cast Iron		★
Wood		★
Nail Embedded Wood		★
Veneer		★
Plastic		★
Acrylic		★
Fiberglass		★
Formica		★
Plaster		★
Suspended Floors (wood)		★

CUTTING PERFORMANCE - Excellent ★★ | Satisfactory ★



BI-METAL

CORDLESS SMOOTHCUT

ASSEMBLIES FOR BATTERY OPERATED POWER TOOLS









Complete hole saw assembly including arbor and pilot drill specifically for cordless power tools. Heat resistant HSS, with alloy backing and constant pitch of 8 TPI for mild sheet steel, plasterboard, wood and thin non-metallics. Flared base cap limits cutting depth to 1/2".

FEATURES

- Ideal for cutting stainless, tool and mild steel sheeting plus plasterboard, wood and thin plastics. Complete assembly arbor, pilot drill and ejector spring included.
- Constant pitch teeth provide exceptionally smooth cuts
- 8 TPI (8 teeth/1" [25.4mm])
- Hole saw depth of 1/2" (13mm)



Cat. No.	EDP	Diameter	
		in	mm
KCSC16-N	11541	5/8	16
KCSC19-N	11542	3/4	19
KCSC20-N	11543	25/32	20
KCSC22-N	11544	7/8	22
KCSC25-N	11545	1	25
KCSC27-N	11546	1-1/16	27
KCSC29-N	11547	1-1/8	29
KCSC30-N	11548	1-3/16	30
KCSC32-N	11549	1-1/4	32
KCSC35-N	11550	1-3/8	35
KCSC38-N	11551	1-1/2	38
KCSC40-N	00135	1-9/16	40
KCSC51-N	00136	2	51

Applications		
Hole Saw Depth		1/2" (13mm)
Rec. Cutting Depth	<3mm	✓
Metal		
Inox (stainless)		★★
Non Ferrous Metals		★★
Wood		★
Veneer		★
Plastic		★
Acrylic		★
Formica		★
Plaster		★
CUTTING PERFORMANCE - Excellent ★★ Satisfactory ★		



SPECIAL PURPOSE

CARBIDE TIPPED

TUNGSTEN CARBIDE TIPPED MULTI-PURPOSE

MPH Hole Saws will power through wood, MDF, plastics and plasterboard. Cutting speeds will be up to five times faster than a bi-metal hole saw cutting the same material. For installers, our range of kits provide the perfect solution to all your cutting needs.

FEATURES

- Rapid, heat free stock removal of wood, MDF, plastics, plasterboard and brick up to five times faster than bi-metal hole saws
- Carbide tipped teeth for outstanding cutting performance and product durability
- Smooth cutting with minimal heat build up
- Suitable for use in electric and battery powered tools
- Hole saw depth of 2-1/8" (54mm)
- Special arbors featuring extended length pilot drills are available, alternatively fit the longer A014CE pilot drill to our standard Starrett arbors

Applications		
Hole Saw Depth	2-1/8" (54mm)	
	<3mm	✓
Rec. Cutting Depth	3-13mm	✓
	>13mm	✓
Wood		★★
Veneer		★★
MDF		★★
Plastic		★★
Acrylic		★★
Fiberglass		★
Formica		★★
Plaster		★★

CUTTING PERFORMANCE - Excellent ★★ | Satisfactory ★

Cat. No.	EDP	Diameter	
		in	mm
MPH0034	68936	3/4	19
MPH2532	68937	25/32	20
MPH0078	68938	7/8	22
MPH0100	68939	1	25
MPH0116	68940	1-1/16	27
MPH0118	68941	1-1/8	29
MPH0136	68942	1-3/16	30
MPH0114	68943	1-1/4	32
MPH0138	68944	1-3/8	35
MPH0112	68945	1-1/2	38
MPH0196	68946	1-9/16	40
MPH0158	68947	1-5/8	41
MPH0134	68948	1-3/4	44
MPH0178	68949	1-7/8	48
MPH0200	68950	2	51
MPH0218	68951	2-1/8	54
MPH0214	68952	2-1/4	57
MPH0238	68953	2-3/8	60
MPH0212	68954	2-1/2	64
MPH0296	69062	2-9/16	65
MPH0258	68955	2-5/8	67
MPH0234	68956	2-3/4	70
MPH0278	69064	2-7/8	73
MPH0300	68957	3	76
MPH0318	68958	3-1/8	79
MPH0314	68959	3-1/4	83
MPH0338	68960	3-3/8	86
MPH0312	68961	3-1/2	89
MPH0358	68962	3-5/8	92
MPH0334	68963	3-3/4	95
MPH0378	69065	3-7/8	98
MPH0400	68964	4	102
MPH0418	69066	4-1/8	105
MPH0414	68965	4-1/4	108
MPH0456	69067	4-5/16	109
MPH0438	68966	4-3/8	111
MPH0412	68967	4-1/2	114
MPH0458	69068	4-5/8	118
MPH0434	68968	4-3/4	121
MPH0500	68969	5	127
MPH0512	68970	5-1/2	140
MPH0600	68971	6	152
MPH0614	69069	6-1/4	159

Cat. No.*	EDP	Diameter	
		in	mm
KMPH0034-N	10002	3/4	19
KMPH0078-N	10003	7/8	22
KMPH0100-N	10006	1	25
KMPH0118-N	10023	1-1/8	29
KMPH0114-N	10010	1-1/4	32
KMPH0138-N	10043	1-3/8	35
KMPH0112-N	10009	1-1/2	38
KMPH0158-N	10050	1-5/8	41
KMPH0134-N	10032	1-3/4	44
KMPH0178-N	10052	1-7/8	48
KMPH0200-N	10053	2	51
KMPH0218-N	10077	2-1/8	54
KMPH0214-N	10064	2-1/4	57
KMPH0238-N	10116	2-3/8	60
KMPH0212-N	10054	2-1/2	64
KMPH0258-N	10117	2-5/8	67
KMPH0234-N	10099	2-3/4	70
KMPH0300-N	10120	3	76

*CAT. NO. WITH K: Clam pack (plastic clamshell packaging)



SPECIAL PURPOSE

CARBIDE TIPPED

HIGH PERFORMANCE TRIPLE CHIP TUNGSTEN CARBIDE

CT Hole Saws offer a cost effective solution for cutting nail embedded wood, or virtually any wood and metal combination, reinforced concrete and fibreglass. This saw is particularly suitable where there is a requirement for a high quality surface finish on the entry and exit hole and it also provides a smooth cut when cutting traditional lathe and plaster.

FEATURES

- A cost effective solution for cutting nail embedded wood, any wood and metal combination, reinforced concrete and fibreglass
- Leaves high quality surface finish on entry and exit and provides a smooth cut.
- Tungsten carbide tipped teeth for outstanding cutting performance and product durability
- Suitable for use in electric and battery operated tools
- Hole saw depth of 1-5/8" (41mm)

Applications	
Hole Saw Depth	1-5/8" (41mm)
Rec. Cutting Depth	<3mm ✓
	3-13mm ✓
	>13mm ✓
Cast Iron	**
Wood	*
Nail Embedded Wood	**
Veneer	**
Plastic	*
Acrylic	*
Ceramic	*
Fiberglass	**
Formica	**
Plaster	**
Suspended Floors (composite)	**
Brick and Masonry	*

CUTTING PERFORMANCE - Excellent ** | Satisfactory *

Cat. No.	EDP	Diameter	
		in	mm
CT034	65614	3/4	19
CT078	65615	7/8	22
CT100	65616	1	25
CT118	65617	1-1/8	29
CT114	65618	1-1/4	32
CT138	65619	1-3/8	35
CT112	65620	1-1/2	38
CT196	66462	1-9/16	40
CT158	65621	1-5/8	41
CT134	65622	1-3/4	44
CT178	65623	1-7/8	48
CT200	65624	2"	51
CT218	65625	2-1/8	54
CT214	65626	2-1/4	57
CT238	65627	2-3/8	60
CT212	65628	2-1/2	64
CT258	65629	2-5/8	67
CT234	65630	2-3/4	70

Cat. No.	EDP	Diameter	
		in	mm
CT300	65631	3	76
CT318	66948	3-1/8	79
CT314	65632	3-1/4	83
CT338	65633	3-3/8	86
CT312	65634	3-1/2	89
CT358	65635	3-5/8	92
CT334	65636	3-3/4	95
CT378	66949	3-7/8	98
CT400	65637	4	102
CT418	65638	4-1/8	105
CT414	65639	4-1/4	108
CT438	65640	4-3/8	111
CT412	65641	4-1/2	114
CT434	65642	4-3/4	121
CT500	65643	5	127
CT512	65644	5-1/2	140
CT600	65645	6	152



SPECIAL PURPOSE

CARBIDE TIPPED

TUNGSTEN CARBIDE TIPPED STAINLESS STEEL SHEET METAL

Ideal for cutting stainless and high alloy steels, non-ferrous light metals and reinforced fabrics, at a much faster speed than is possible with a bi metal hole saw.

The tough tungsten carbide tipped teeth have a positive cutting angle which provides fast and efficient removal of chips and swarf, recommended cutting depth is 1/2" (13mm).

FEATURES

- Ideal for production cutting, and particularly suitable for use in drills with limited speed control
- Tungsten carbide tipped teeth provide superb product life and cutting performance
- Replacement pilot drills are available
- Complete assembly - there is no requirement to purchase a separate arbor and pilot drill
- Safety stop at the base of the hole saw prevents saw travel beyond the hole saw depth - 1/2" (13mm)
- Recommended cutting depth 1/2" (13mm)



Cat- No.	EDP	Diameter	
		in	mm
SM15	11863	19/32	15
SM16	11864	5/8	16
SM17	11865	11/16	17
SM18	11866	23/32	18
SM19	11867	3/4	19
SM20	11868	25/32	20
SM21	11869	13/16	21
SM22	11870	7/8	22
SM23	11871	29/32	23
SM24	11872	15/16	24
SM25	11873	1	25
SM26	11874	1-1/32	26
SM27	11875	1-1/16	27
SM28	11876	1-3/32	28
SM29	11877	1-1/8	29
SM30	11878	1-3/16	30
SM31	11879	1-7/32	31
SM32	11880	1-1/4	32
SM33	11881	1-5/16	33
SM34	11882	1-11/32	34

Cat- No.	EDP	Diameter	
		in	mm
SM35	11883	1-3/8	35
SM36	11884	1-13/32	36
SM37	11885	1-7/16	37
SM38	11886	1-1/2	38
SM39	11887	1-17/32	39
SM40	11888	1-9/16	40
SM45	11889	1-25/32	45
SM50	11890	1-31/32	50
SM51	11891	2	51
SM55	11892	2-5/32	55
SM60	11893	2-3/8	60
SM65	11894	2-9/16	65
SM70	11895	2-3/4	70
SM75	11896	2-15/16	75
SM80	11897	3-5/32	80
SM85	11898	3-11/32	85
SM90	11899	3-17/32	90
SM95	11900	3-3/4	95
SM100	11901	3-15/16	100

Applications		
Hole Saw Depth	1/2" (13mm)	
Rec. Cutting Depth	<3mm	✓
Metal		
Inox (stainless)		★★
Non Ferrous Metals		★★

CUTTING PERFORMANCE - Excellent ★★ | Satisfactory ★



DIAMOND

DIAMOND TILE DRILLS

High performance hole saws for drilling small diameter holes in many non-metallics. These diamond edge hole saws are produced with a uniform coating of synthetic diamond grit bonded to a durable steel platform. Diamond edge saws produce clean, accurate cuts on brick, glass, ceramic tiles, concrete and stone. This provides exceptional performance at high speeds and effective cutting action.

FEATURES

- Able to cut rapidly through porcelain, glass, ceramics, brick and stone
- Small diameter hole saws are perfect for kitchen and bathroom installations
- Smooth surface finish
- Drive arbor and drill not required
- Maximum cutting depth of 25/32" (20mm)



Cat. No.	EDP	Size in	mm
KD0005-N	12479	3/16	5
KD0006-N	12680	15/64	6
KD00065-N	12697	1/4	6.5
KD0008-N	12700	5/16	8
KD0010-N	12703	3/8	10
KD0012-N	12705	1/2	12

Applications		
Hole Saw Depth		25/32" (20mm)
Rec. Cutting Depth	<3mm	✓
	3-13mm	✓
	>13mm	✓
Ceramic		★★
Porcelain/Glass/Stone		★★
Fiberglass		★★
Brick and Masonry		★★

CUTTING PERFORMANCE - Excellent ★★ | Satisfactory ★

TILE DRILL WATER BOTTLE

Plastic water dispensing bottle to apply coolant to drill bit.

Cat. No.	EDP
WCD01	12366



DIAMOND TILE DRILL GUIDE

Used in place of a pilot bit to eliminate hole saw walking and prevent damage to work surfaces. The guide is manufactured with rubber feet, allowing user to secure it in place without scratching work surface.

Cat. No.	EDP
DTDG01	12365



DIAMOND

DIAMOND GRIT

High performance saws for non-metallics. Synthetic diamond grit bonded over a durable steel platform. Capable of cutting through porcelain, glass, ceramics, brick, stone and concrete these hole saws are the ideal solution in the toughest of cutting situations.

FEATURES

- Small diameter hole saws are perfect for kitchen and bathroom installations
- Smooth surface finish
- Drive arbors with carbide tipped pilot drills available
- Hole saw depth of 1-5/8" (41mm)



Applications		
Hole Saw Depth	1-5/8" (41mm)	
Rec. Cutting Depth	<3mm	✓
	3-13mm	✓
	>13mm	✓
Ceramic		★★
Porcelain/Glass/Stone		★★
Fiberglass		★★
Brick and Masonry		★★
Cutting Performance - Excellent ★★ Satisfactory ★		



Cat. No.	EDP	Diameter	
		in	mm
KD0096-N	11569	9/16	14
KD0058-N	11570	5/8	16
KD1016-N	11571	11/16	17
KD0034-N	11572	3/4	19
KD2532-N	01378	25/32	20
KD1036-N	11573	13/16	21
KD0078-N	11574	7/8	22
KD1056-N	11575	15/16	24
KD0100-N	11576	1	25
KD0116-N	11577	1-1/16	27
KD0118-N	11578	1-1/8	29
KD0136-N	12871	1-3/16	30
KD0114-N	12872	1-1/4	32
KD0156-N	01363	1-5/16	33
KD0138-N	12873	1-3/8	35
KD0176-N	01364	1-7/16	37
KD0112-N	12874	1-1/2	38
KD0196-N	01365	1-9/16	40
KD0158-N	12875	1-5/8	41
KD1116-N	01376	1-11/16	43
KD0134-N	12877	1-3/4	44
KD1136-N	01377	1-13/16	46
KD0178-N	12878	1-7/8	48
KD0200-N	12879	2	51
KD0216-N	01366	2-1/16	52

Cat. No.	EDP	Diameter	
		in	mm
KD0218-N	12880	2-1/8	54
KD0214-N	12881	2-1/4	57
KD0256-N	01367	2-5/16	59
KD0238-N	12885	2-3/8	60
KD0212-N	12886	2-1/2	64
KD0296-N	01369	2-9/16	65
KD0258-N	12892	2-5/8	67
KD0234-N	12893	2-3/4	70
KD0278-N	01368	2-7/8	73
KD0300-N	12894	3	76
KD0318-N	01370	3-1/8	79
KD0314-N	12896	3-1/4	83
KD0338-N	12897	3-3/8	86
KD0312-N	12907	3-1/2	89
KD0358-N	01371	3-5/8	92
KD0334-N	12908	3-3/4	95
KD0378-N	01372	3-7/8	98
KD0400-N	12909	4	102
KD0418-N	01373	4-1/8	105
KD0414-N	12915	4-1/4	108
KD0438-N	01374	4-3/8	111
KD0412-N	12916	4-1/2	114
KD0500-N	12917	5	127
KD0512-N	01375	5-1/2	140
KD0600-N	12918	6	152



Offering a comprehensive range of kits to support our hole saw range. Suitable for tradesmen, installation engineers, industry generally and the d-i-y enthusiast, our kits feature a range of saws with sizes selected specifically to suit the relevant application. Packed in sturdy carrying cases, the kits will be an invaluable addition to any toolbox.



FAST CUT BI-METAL HOLE SAW KITS - FCH

Cat. No.	EDP	Hole Saw Sizes in	mm	Material	Arbors and Accessories
Plumbers Kits					
KFC07031-N	01235	3/4, 7/8, 1-1/8, 1-1/2, 1-3/4, 2, 2-1/4	19, 22, 29, 38, 44, 51, 57	Bi-Metal	A1, A10, A7
Electricians Kits					
KFC06041-N	01222	5/8, 25/32, 1, 1-1/4, 1-9/16, 2	16, 20, 25, 32, 40, 51	Bi-Metal	A4, A10, A12, A7
Plumbers and Electricians Kits					
KFC09041-N	01223	3/4, 7/8, 1-1/8, 1-3/8, 1-1/2, 1-3/4, 2, 2-1/4, 2-1/2	19, 22, 29, 35, 38, 44, 51, 57, 64	Bi-Metal	A1, A2, A5, A7



DEEP CUT BI-METAL HOLE SAW KITS - DCH

Cat. No.	EDP	Hole Saw Sizes in	mm	Material	Arbors and Accessories
Plumbers Kits					
KDC06041-N	01234	3/4, 7/8, 1-1/8, 1-1/2, 1-3/4, 2-1/4	19, 22, 29, 38, 44, 57	Bi-Metal	A1E, A2E, A12, A014CE
KDC12061-N	01236	3/4, 7/8, 1-1/8, 1-1/2, 1-3/4, 2-1/4, 2-9/16, 3, 3-1/2, 4, 4-1/4, 4-1/2	19, 22, 29, 38, 44, 57, 65, 76, 89, 102, 108, 114	Bi-Metal	A1E, A2E, A014CE, A5, A12
Electricians Kits					
KDC06042-N	01215	7/8, 1-1/8, 1-3/8, 1-3/4, 2, 2-1/2	22, 29, 35, 44, 51, 64	Bi-Metal	A1E, A2E, A12
KDC11041-N	01219	7/8, 1-1/8, 1-3/8, 1-3/4, 2, 2-1/2, 3, 3-5/8, 4-1/8, 4-1/2, 4-3/4	22, 29, 35, 44, 51, 64, 76, 92, 105, 114, 121	Bi-Metal	A1, A2, XA014C (2), A12, A7
Industrial Kits					
KDC15061-N	01221	3/4, 7/8, 1-1/8, 1-3/8, 1-1/2, 1-3/4, 2, 2-1/4, 2-1/2, 3, 3-1/4	19, 22, 29, 35, 38, 44, 51, 57, 64, 76, 83	Bi-Metal	A1E, A4E, A2E, A12, A5
KDC07051-N	01216	3/4, 7/8, 1, 1-1/4, 1-1/2, 1-3/4, 2-1/8	19, 22, 25, 32, 38, 44, 54	Bi-Metal	A1E, A2E, A5, A12
KDC11042-N	01220	3/4, 7/8, 1, 1-1/4, 1-3/8, 1-1/2, 1-3/4, 2, 2-1/4, 2-1/2, 3	19, 22, 25, 32, 35, 38, 44, 51, 57, 64, 76	Bi-Metal	A1E, A2E, A5
Locksmiths and Doorlock Kits					
KDC06034-N	01214	7/8, 1, 1-1/4, 1-1/2, 1-3/4, 2-1/8	22, 32, 38, 44, 54	Bi-Metal	A1E, A10E, A12
KDC08061-N	01217	3/4, 7/8, 1, 1-3/8, 1-1/2, 1-5/8, 1-3/4, 2-1/8	19, 22, 25, 35, 38, 41, 44, 54	Bi-Metal	A1E, A2E, A014CE (3), A12
General Purpose Kits					
KDC09051-N	01218	3/4, 7/8, 1-1/8, 1-3/8, 1-1/2, 1-3/4, 2, 2-1/4, 2-1/2	19, 22, 29, 35, 38, 44, 51, 57, 64	Bi-Metal	A1E, A2E, A014CE, A12

CARBIDE TIPPED HOLE SAW KITS - CT

Cat. No.	EDP	Hole Saw Sizes in	mm	Material	Arbors and Accessories
Electricians Kits					
KCT06041-N	69924	7/8, 1-1/8, 1-3/8, 1-3/4, 2, 2-1/2	22, 29, 35, 44, 51, 64	Carbide Tipped	XA1, XA2, A12, A7
General Purpose Kits					
KCT090501-N	69971	3/4, 7/8, 1-1/8, 1-3/8, 1-1/2, 1-3/4, 2, 2-1/4, 2-1/2	19, 22, 29, 35, 38, 44, 51, 57, 64	Carbide Tipped	XA1, XA2, XA014C, A15, A7

MULTI-PURPOSE HOLE SAW KITS - MPH

Cat. No.	EDP	Hole Saw Sizes in	mm	Material	Arbors and Accessories
General Purpose Kits					
KMP03031-N	69972	2-1/8, 2-9/16, 3-5/8	54, 65, 92	MPH Carbide Tipped	A2-E, AX014C (2)

DIAMOND GRIT HOLE SAW KITS - D

Cat. No.	EDP	Hole Saw Sizes in	mm	Material	Arbors and Accessories
General Purpose Kits					
KD09041-N	69974	3/4, 7/8, 1-1/8, 1-3/8, 1-1/2, 1-3/4, 2, 2-1/4, 2-1/2	19, 22, 29, 35, 38, 44, 51, 57, 64	Diamond Grit	XA1, XA2, XA014C, A15, A7

DIAMOND TILE DRILL KITS

Cat. No.	EDP	Hole Saw Sizes in	mm	Material	Arbors and Accessories
General Purpose Kits					
KD2000TD1	12370	3/16, 15/64, 1/4, 5/16, 3/8, 1/2	5, 6, 6.5, 8, 10, 12	Diamond Tile Drills	One knockout pin

MIXED HOLE SAW KITS - BI-METAL, CARBIDE TIPPED AND SMOOTH CUT

Cat. No.	EDP	Hole Saw Sizes in	mm	Material	Arbors and Accessories
Electricians Kits (mixed)					
KMX25061-N	69926	3/4, 7/8, 1-1/8, 1-1/4, 1-3/8, 1-3/4, 2, 2-1/2, 2-11/16, 3, 3-5/8, 4-1/8, 4-1/2, 4-3/4	19, 22, 29, 32, 35, 44, 51, 64, 68, 76, 92, 105, 114, 121	Bi-Metal	A1E, A2E, XA014C (2), A12, A7
		3/4, 7/8, 1-1/8, 1-3/8, 1-3/4, 2, 2-1/4, 2-1/2	19, 22, 29, 35, 44, 51, 57, 64	Carbide	
		3/4, 1-1/8, 1-3/8	19, 29, 35	SmoothCut	



ARBORS AND ACCESSORIES

ULTI-MATE RAPID RELEASE ARBOR SYSTEM

SUPER FAST TOOL FREE CHANGES BETWEEN DIFFERENT DIAMETERS AND TYPES OF HOLE SAW AND EASIER CORE EJECTION!

Ulti-Mate from Starrett offers super fast, tool free changes between different diameters and types of hole saw, without adjustment of the drill chuck. Removal of cores from a hole saw after a cut is also much improved by the rapid release of the hole saw from the arbor.



Cat. No.	EDP	Description
A3	20974	ULTI-MATE hole saw arbor with pilot drill
A3-6	20987	ULTI-MATE hole saw arbor with pilot drill and one of each of the standard hole saw adapters
A3-3	20977	Three ULTI-MATE hole saw adapters, suitable for hole saws from 9/16" - 1-3/16" (14-30mm)
A3-4	20978	Three ULTI-MATE hole saw adapters, suitable for hole saws from 1-1/4" - 4" (32-102mm)
A3-5	20979	ULTI-MATE hole saw adapter, suitable for heavy duty cutting on large diameter saws (4"/102mm and greater)
A3-7	20988	ULTI-MATE hole saw arbor with pilot drill, 25/32" (20mm) and 1" (25mm) Fast Cut Hole Saws and hole saw adapters
A3-8	20989	ULTI-MATE hole saw arbor with pilot drill, 25/32" (20mm) and 1" (25mm) Deep Cut Hole Saws and hole saw adapters

USING THE ULTI-MATE!



ATTACHING A HOLE SAW

Screw the appropriate adapter on to the hole saw and push the hole saw and adapter down the drill (1). When the hole saw and adapter can be pushed no further, turn the hole saw and the collar will click on (2).



LOCKING A HOLE SAW

To lock a hole saw on to the ULTI-MATE, turn the collar on the arbor so that the arrow on the base of the arbor and the arrow on the collar are not aligned. (1). This will then lock the saw and the arbor together, and ensure that the hole saw cannot be accidentally released while drilling.



RELEASING A HOLE SAW

To release the hole saw, align the arrow on the collar and the arrow on the base of the arbor (1) and pull the collar back (2). The saw will then be released. The release is spring loaded so please take care when releasing the saw!



REUSING THE HOLE SAW ADAPTERS

Once the hole saw has come to the end of its useful life, the arbor adapters can be reused, even if intensive use has resulted in the adapters becoming very firmly attached to the hole saw. Place the complete assembly in a vice, using the flats on either side of the arbor to hold the assembly still (1). The used hole saw can then be unscrewed from the adapter using a pair of grips or similar tool.

ARBORS AND ACCESSORIES

KWIK CHANGE ARBOR SYSTEM

FAST, TOOL FREE CHANGES BETWEEN DIFFERENT SIZES AND TYPES OF HOLE SAW, PLUS A SIMPLE METHOD OF CORE EJECTION AND HOLE ENLARGEMENT.

The new Kwik Change arbor system from Starrett offers fast, tool free changes between different sizes and types of hole saws, plus a simple method of core ejection and hole enlargement. Suitable for the standard Starrett hole saw range up to 6" (152mm) diameter, Kwik Change will be an invaluable addition for any regular hole saw user.

Cat. No.	EDP	Description
A6	12919	Kwik Change Chuck - Hex Shank
A6-1	12921	Kwik Change Chuck - SDS Shank
A6-2	12923	Kwik Change Arbor for 14-30mm hole saws
A6-3	12925	Kwik Change Arbor for 32-152mm hole saws
A015C	12926	Kwik Change High Speed Steel Pilot Drill
XA015C	12927	Kwik Change Carbide Tipped Pilot Drill

Kwik-Change between hole saws!

Kwik-Change Pilot Drill!

Core Ejection and Hole Enlargement!

Cat. No.	EDP	Description	Kit Contents
Kwik Change Kits - Hex Shank Chuck			
A6-4	12928	Kwik Change Arbor Kit with High Speed Steel Drill	Kwik Change Chuck, A6-2 Arbor (1), A6-3 Arbor (1), A015C Pilot Drill (1)
A6-5	12932	Kwik Change Arbor Kit with Carbide Tipped Drill	Kwik Change Chuck, A6-2 Arbor (1), A6-3 Arbor (1), XA015C Pilot Drill (1)
A6-8	12938	Kwik Change Arbor Kit with Fast Cut hole Saws	Kwik Change Chuck, A6-2 Arbors (2), A6-3 Arbor (1), A015C Pilot Drill (1), 25/32" (20mm) (1), 25mm (1") (25mm) (1) and 1-1/4" (32mm) (1) Fast Cut Bi Metal Hole Saws
A6-10	12941	Kwik Change Arbor Kit with Deep Cut Hole Saws	Kwik Change Chuck, A6-2 Arbors (2), A6-3 Arbor (1), A015C Pilot Drill (1), 25/32" (20mm) (1), 25mm 1" (25mm) (1) and 1-1/4" (32mm) (1) Deep Cut Bi Metal Hole Saws
Kwik Change Chuck - SDS Shank Chuck			
A6-6	12933	Kwik Change Arbor Kit with High Speed Steel Drill	Kwik Change Chuck, A6-2 Arbor (1), A6-3 Arbor (1), A015C Pilot Drill (1)
A6-7	12936	Kwik Change Arbor Kit with Carbide Tipped Drill	Kwik Change Chuck, A6-2 Arbor (1), A6-3 Arbor (1), XA015C Pilot Drill (1)
A6-9	12939	Kwik Change Arbor Kit with Fast Cut hole Saws	Kwik Change Chuck, A6-2 Arbors (2), A6-3 Arbor (1), A015C Pilot Drill (1), 25/32" (20mm) (1), 1" (25mm) (1) and 1-1/4" (32mm) Fast Cut Bi Metal Hole Saws (1)
A6-11	12942	Kwik Change Arbor Kit with Deep Cut Hole Saws	Kwik Change Chuck, A6-2 Arbors (2), A6-3 Arbor (1), A015C Pilot Drill (1), 25/32" (20mm) (1), 1" (25mm) (1) and 1-1/4" (32mm) (1) Deep Cut Bi Metal Hole Saws



KWIK-CHANGE

ARBOR


- Attach the arbors to all regularly used hole saws
- Change between different sizes of saw at the push of a button!



Push the button on the arbor and pull the hole saw down the pilot drill. To use a new hole saw, push the button on the arbor and slide the hole saw forward to remove it.

PILOT DRILL

- Pull back the chrome collar on the chuck to change the pilot drill
- No tools required!
- **CAUTION:** Pilot drills may be hot after use



Pull back the collar on the chuck to remove the pilot drill, to insert a new drill pull back the collar on the chuck and insert the new drill.

HOLE ENLARGEMENT

- Attach arbors to hole saws of the same size as the existing hole and the same size as the required hole
- Attach the larger diameter hole saw to the Kwik-Change chuck
- Attach the smaller diameter hole saw to the drill and slide it down inside the larger diameter saw
- Drill the hole. **This system is recommended for overhead or vertical surfaces only.**



Attach the larger hole saw to the chuck, slide the smaller of the two hole saws inside the larger hole saw and use it as a pilot for the new, larger hole.

CORE EJECTION

- If the core is stuck in the hole saw after drilling a hole, press the arbor button and slide the hole saw and attached arbor off the drill.
- The pilot drill can then be used to push the core out of the saw using the side flutes or the holes in the base of the saw.
- **CAUTION:** Cores may be hot and sharp.

If the core is still stuck in the saw, the pilot drill can be used to push the core out of the saw using the holes in the base of the hole saw.



ARBORS AND ACCESSORIES



A1



A2



A4



A10



A17-38E



A7

HIGH SPEED STEEL

WITH PILOT DRILL

Arbor suitable for use with Fast Cut (FCH), Carbide Tipped (CT) and Diamond (D) hole saws (Diamond hole saw applications will usually require an arbor with a carbide tipped pilot drill).

Cat. No.	EDP	Fits Hole Saw Diameter		Shank Size	
		in	mm	in	mm
A1	55141	9/16 - 1-3/16	14 - 30	11/32 Hex	8.75 Hex
KA1-N*	11553				
A4	55144			1/4 Hex	6.5 Hex
KA4-N*	11555				
A2 - Quick-Hitch	55142	1-1/4 - 8-9/32	32 - 210	7/16 Hex	11 Hex
KA2-N - Quick-Hitch*	11552				
A10 - Quick-Hitch	56615			11/32 Hex	8.75 Hex
KA10-N - Quick-Hitch*	11554				

*CAT. NO. WITH K: Clam pack (plastic clamshell packaging)

ARBOR ADAPTOR

Allows use of hole saws up to 6" (152mm).

Cat. No.	EDP	Description
A12	63260	Adaptor screws on to arbors with a 1/2"- 20 screw thread and
KA12-N*	11558	allows use of hole saws up to 152mm (6")

*CAT. NO. WITH K: Clam pack (plastic clamshell packaging)

LOCKING ARBOR

Cat. No.	EDP	Fits Hole Saw Diameter		Shank Size	
		in	mm	in	mm
A17-38	17519	1-1/4-8-9/32	32-210		
A17-38E**	11937	1-1/4 - 6-1/4	32 - 159	11/32 Hex	8.75 Hex
KA17-38E-N*	11568				
XA17-38 Carbide Tipped	64199			1-1/2 - 8-9/32	38 - 210

*CAT. NO. WITH K: Clam pack (plastic clamshell packaging)

** With Extended Length HSS Pilot Drill

EXTENDED LENGTH

Arbor suitable for use with Deep Cut (DCH) and Multi-Purpose (MPH) hole saws.

Cat. No.	EDP	Fits Hole Saw Diameter		Shank Size	
		in	mm	in	mm
A1-E	11925	9/16 - 1-3/16	14 - 30	11/32 Hex	8.75 Hex
KA1-E-N*	11567				
A4-E	11931			1/4-20 Round	6.5 Round
KA4-E-N*	11566				
A2-E - Quick-Hitch	11928	1-1/4 - 8-9/32	32 - 210	7/16 Hex	11 Hex
KA2-E-N - Quick-Hitch*	11565				
A10-E - Quick-Hitch	11934			11/32 Hex	8.75 Hex
KA10-E-N - Quick-Hitch*	11566				

*CAT. NO. WITH K: Clam pack (plastic clamshell packaging)

EJECTOR SPRING

Spring for fitting over pilot drill. Spring pushes core out of hole saw after completion of the cut.

Cat. No.	EDP	Description
A7	55151	Ejector Spring
KA7-N*	11557	

*CAT. NO. WITH K: Clam pack (plastic clamshell packaging)

WITH CARBIDE DRILL

Cat. No.	EDP	Fits Hole Saw Diameter		Shank Size	
		in	mm	in	mm
XA1	56758	9/16 - 1-3/16	14 - 30	11/32 Hex	8.75 Hex
XA2 - Quick-Hitch	56759	1-1/4 - 8-9/32	32 - 210	7/16 Hex	11 Hex
XA10 - Quick-Hitch	56763			11/32 Hex	8.75 Hex

ARBOR EXTENSION



Cat. No.	EDP	For Support	Fits Chuck Size
A5	55145	A2, A2E	1/2" - 13mm
KA5-N*	11560		
A15	56651	A1, A1E, A10, A10E, A17-38E	3/8" - 9.5mm
KA15-N*	11559		

*CAT. NO. WITH K: Clam pack (plastic clamshell packaging)



ARBORS AND ACCESSORIES

SDS PLUS SHANK

ARBOR PILOT DRILL

WITH PILOT DRILL


The SDS-plus shank allows the arbors to be used in SDS-plus rotary hammer drills with the hammer action turned off.



A1-1



A2-1



A014CE A014C XA014C SMD6 A014M A015C XA015C

HIGH SPEED STEEL

Cat. No.	EDP	Fits Starrett Arbor Nos.	For Use with Saw Types
A014C	56616	All Arbors	For All Fast Cut Saws
KA014C-N*	11561		
A014CE	11825	This Extended Length Pilot	For All MPH and Deep Cut Saws
KA014CE-N*	11564	Drill Fits All Starrett Arbors	

*CAT. NO. WITH K: Clam pack (plastic clamshell packaging)

CARBIDE TIPPED

Cat. No.	EDP	Fits Starrett Arbor Nos.	For Use with Saw Types
XA014C	56617	All Arbors	For All CT and D Series Saws
KXA014C-N*	11563		
XA015C	12927	Fits Starrett A6 Kwik Change Arbor System	For All CT, MPH and D Series Saws
SMD6	12153	Fits Starrett Tungsten Carbide Tipped Stainless Steel Sheet Metal Hole Saws	For All SM Series Saws

*Cat. No. with K: Clam pack (plastic clamshell packaging)

Cat. No.	EDP	Fits Hole Saw Diameter		Shank Size	
		in	mm	in	mm
A1-1	60995	9/16-1-3/16	14-30	11/32 Hex	8.75 Hex
A1-1E*	11823				
A2-1	60996	1-1/4-8-9/32	32-210	7/16 Hex	11 Hex
A2-1E*	11824				

*Used for Deep Cut and MPH hole saws

ARBORS AND ACCESSORIES

"OOPS" ARBOR

HOLE ENLARGEMENT ARBOR

Replacing the pilot drill, the A19 allows diameters to be enlarged by attaching a saw of the same size to that of the existing hole. This saw then acts as the pilot for the larger diameter saw that is attached to the arbor.

Cat. No.	EDP	Regular Arbor That Fits Outer Hole Saw and Size of Enlarging Diameter	Pilot Hole Saw Diameter that Fits A19 Arbor
A19	66078	A1 13/16 - 1-3/16" (21 - 30mm), A2 or A10 1-1/4 - 6 (32 - 152mm)	9/16 - 5-1/2" (14 - 140mm) Minimum hole enlargement is 3/16" (4.7mm) between pilot hole saw and cutting saw diameter
KA19-N*	11556		

*CAT. NO. WITH K: Clam pack (plastic clamshell packaging)



A19

CORE EJECTOR

A SIMPLE, BUT HIGHLY EFFECTIVE METHOD OF EJECTING THE CORE FROM A HOLE SAW AFTER COMPLETION OF THE CUT

- Select the appropriate size of ejector for the hole saw
- Where it is necessary to assemble the two parts of the core ejector, twist the spring on to the ejector plate until it locks in place
- Twist the spring on the assembled core ejector over the pilot drill until the pilot drill is protruding from the plate
- Drill the hole

NOTE

Using the core ejector will reduce the cutting depth of the saw. The table below lists the recommended optimum maximum material thickness for each type of hole saw. The core ejector will function at greater material thickness than those listed, however its effectiveness will diminish.

Cat. No.	EDP	Fits Hole Saw Diameter		Description
		in	mm	
KA8-1	12293	25/32 - 15/16	20 - 24	Core Ejector, suitable for 20 - 24mm hole saws
KA8-2	12294	1 - 1-1/2	25 - 38	Core Ejector, suitable for 25 - 38mm hole saws
KA8-3	12296	1-9/16 - 2-3/8	40 - 60	Core Ejector, suitable for 40 - 60mm hole saws
KA8-4	12299	2-1/2 - 3-3/8	64 - 86	Core Ejector, suitable for 64 - 86mm hole saws
KA8-5	12301	3-1/2 - 5	89 - 127	Core Ejector, suitable for 89 - 127mm hole saws
KA8-6	12313	5-1/4 - 8-9/32	133 - 210	Core Ejector, suitable for 133 - 210mm hole saws

*Cat. No. with K: Clam pack (plastic clamshell packaging)

CORE EJECTOR CUTTING RECOMMENDATIONS

Hole Saw Product Code	Recommended Maximum Material Thickness
FCH, DCH, CT	7mm
D and MPH	5mm



Assembled core ejector attached to a hole saw.



After the hole has been drilled, the core can clearly be seen at the end of the pilot drill.

NOTE

In some applications it is possible that the core may be ejected from the saw at high speed. Please always use safety goggles and glasses and take extra care if drilling vertically.



ARBORS AND ACCESSORIES

DEBRIS COLLECTOR

NO CLEAN UP, NO DRILL DAMAGE, NO DEBRIS SPREAD

FEATURES

- Bowl flexes with minimal pressure as the hole is sawn
- Huge potential time saving - there is no need to mask at risk areas prior to sawing or clean up after sawing
- Keeps dust and other debris out of the motor of the drill
- Suitable for hole saws up to and including 4-3/4" (121mm)

Cat. No.	EDP	Description
DB2	01379	Debris Collector

STEPS TO USE THE DEBRIS COLLECTOR



STAGE ONE

Pass the shank of the arbor through the hole at the bottom of the DB2 and attach to the drill in the normal way. Always ensure that the Debris Collector spins freely prior to use.



STAGE TWO

Site the saw for cutting the hole. The Debris Collector can be pulled down to provide a better view of the work area.



STAGE THREE

Drill the hole!



STAGE FOUR

All the dirt and debris from the cut hole is collected inside the Debris Collector!



HACKSAWS

HACKSAW FRAMES

bi-metal
unique®


140

CLOSED GRIP - NON ADJUSTABLE

Non adjustable light duty hacksaw frame features a lightweight closed grip frame accepting 12" blades. The blades can be tensioned by a single wing nut in the front of frame.

FEATURES

- 12"(300mm) Starrett bi-metal unique®, high speed steel Safe-Flex hacksaw blade included



Cat. No.	EDP	Description
K140	12184	Non-Adjustable Light Duty Hacksaw Frame, Closed Grip

145

CLOSED GRIP - HIGH TENSION

High tension heavy-duty hacksaw frame with a closed grip features a professional quality high-tension hack saw frame and is easy to use with an efficient adjustment lever.

FEATURES

- 12"(300mm) Starrett bi-metal unique®, high speed steel Safe-Flex hacksaw blade included
- The handle is covered by rubber overmold for comfortable grip

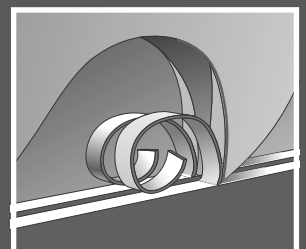
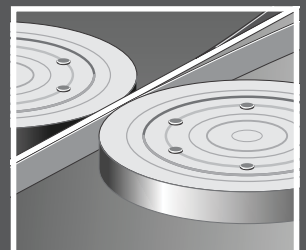


Cat. No.	EDP	Description
K145	67818	High-Tension Heavy-Duty Hacksaw Frame, Closed Grip



bi-metal
unique®

1. Patented process providing 170% more weld contact for superior teeth stripping resistance
2. Significantly reduced fracture and breakage
3. Multi-edge cutting performance resulting in faster cuts and longer blade life



HACKSAW FRAMES

bi-metal
unique®

151

OPEN GRIP – ADJUSTABLE

Adjustable heavy-duty hacksaw frame features an open grip, heavy-duty frame accepting, 10" and 12" blades that can be mounted in any one of four cutting directions. Blades can be tensioned by a single wing nut.

FEATURES

- 12" (300mm) Starrett bi-metal unique®, high speed steel Safe-Flex hacksaw blade included
- The distinctive red handles allow for good visibility in a crowded workplace



Cat. No.	EDP	Description
K151	60133	Adjustable Heavy Duty Hacksaw Frame, Open Grip

152

CLOSED GRIP - ADJUSTABLE

Adjustable heavy-duty hacksaw frame, closed grip. This saw features a versatile, heavy-duty frame accepting, 10" and 12" blades that can be mounted in any one of four cutting directions. Blades can be tensioned by a single wing nut.

FEATURES

- 12" (300mm) Starrett bi-metal unique® high speed steel Safe-Flex hacksaw blade included
- The distinctive red handles allow for good visibility in a crowded workplace



Cat. No.	EDP	Description
K152	60134	Adjustable Heavy-Duty Hacksaw Frame, Closed Grip



HACKSAWS

147

BI-METAL COMPASS SAW

The ideal tool for cutting sheetrock and plasterboard featuring a heavy-duty, variable pitch, bi-metal blade to cut most materials and provide an extra-long cutting life.

FEATURES

- Ergonomic handle
- Ideal for working in hard to reach places
- Extra long cutting life
- 9" Starrett bi-metal unique® blade included
- Heavy duty plastic handle for ideal comfort and the best cutting leverage provides easy cutting
- The blade rotates full 360° to easily cut at any angle

Cat. No.	EDP	Description
K147	67193	Compass Saw, Bi-Metal



REPLACEMENT BLADE FOR 147

FEATURES

- Heavy-duty, variable pitch, bi-metal blade cuts most materials and has extra-long cutting life

Cat. No.	EDP	Description
BT91014DT-2	01408	9" replacement blade for 147 compass saw



HACKSAW FRAMES

bi-metal
unique®

NEW!

K143

PVC SAWS

Used for cutting PVC and ABS materials. Also used for cutting plasterboard, plywood and general-purpose cutting.

FEATURES

- It is shipped with a 12" or 18" blade length
- Featuring cast aluminum handle



HACKSAWS

Cat. No.	EDP	Description
K143-12	01167	
148-12	66185	Handle with 12" Blade
K143-18	01168	
148-18	66186	Handle with 18" Blade

REPLACEMENT BLADES

An application-specific saw popular with professional contractors and the weekend handyman. It is effective in a wide variety of general purpose applications.

FEATURES

- Used for cutting plasterboard, plywood and general purpose cutting

Cat. No.	EDP	Dimensions	
		in	mm
PVC-12	66187	12	300
PVC-18	66188	18	450



HACKSAW FRAMES

BI-METAL UNIQUE

HIGH SPEED STEEL SAFE-FLEX



These conventional bi-metal hacksaw blades offer a sturdier construction. An excellent choice for demanding off-hand use or light power-assisted machine applications.



2 Blades on card ¹		10-Blade Pack ²		Single Blade 10 Pack ³		Dimensions Length x Width x Thickness	TPI (25mm)
Cat. No.	EDP	Cat. No.	EDP	Cat. No.	EDP		
KBS1018-2	40333	KBS1018-10	40339	BS1018	40327	10" x 1/2" x .025" (250 x 13 x 0.65mm)	18
KBS1024-2	40334	KBS1024-10	40340	BS1024	40328		24
KBS1032-2	61503	KBS1032-10	61566	BS1032	40394		32
KBS1218-2	40336	KBS1218-10	40342	BS1218	40330	12" x 1/2" x .025" (300 x 13 x 0.65mm)	18
KBS1224-2	40337	KBS1224-10	40343	BS1224	40331		24
KBS1232-2	40338	KBS1232-10	40344	BS1232	40332		32

¹ Blades affixed on carded mount suitable for display

² Packaged in protective tube suitable for display

³ Sold tape-wrapped in packs of 10

10-Blade Pack ²		Dimensions Length x Width x Thickness	TPI (25mm)
Cat. No.	EDP		
BS1214-3	40289	12" x 5/8" x .032"	14
BS1218-3	40290	(300 x 16 x 0.80mm)	18

² Packaged in protective tube suitable for display

GREY-FLEX

HIGH CARBON STEEL

These all-purpose blades are an economical alternative when cutting mild steel, copper, brass, aluminum and other like materials. The blades feature an all carbon construction with a hardened cutting edge and flexible back.



2 Blades on card ¹		10-Blade Pack ²		Single Blade 10 Pack ³		Dimensions Length x Width x Thickness	TPI (25mm)
Cat. No.	EDP	Cat. No.	EDP	Cat. No.	EDP		
KGF1018-2	60135	KGF1018-10	60214	GF1018	40011	10" x 1/2" x .025" (250 x 13 x 0.65mm)	18
KGF1024-2	60136	KGF1024-10	60215	GF1024	40012		24
KGF1032-2	60137	KGF1032-10	60216	GF1032	40013		32
KGF1218-2	60139	KGF1218-10	60218	GF1218	40015	12" x 1/2" x .025" (300 x 13 x 0.65mm)	18
KGF1224-2	60140	KGF1224-10	60219	GF1224	40016		24
KGF1232-2	60141	KGF1232-10	60220	GF1232	40017		32

¹ Blades affixed on carded mount suitable for display

² Packaged in protective tube suitable for display

³ Sold tape-wrapped in packs of 10



HACKSAW BLADES

CARBIDE GRIT

HEAVY DUTY CUTTING

FEATURES

- Durable steel construction with a uniform application of carbide grit bonded to the cutting edge
- An ideal tool for cutting ceramic, fiberglass, plastics, asbestos, glass resins and other abrasive materials that cannot be effectively cut by conventional blades.



Cat. No.	EDP	Dimensions Length x Width x Thickness	Tooth Type
X1258	40204	12" x 5/8" x .032" (300 x 16 x .80mm)	Grit

CARBIDE GRIT ROD SAW

CERAMICS AND FIBERGLASS CUTTING

An ideal tool for cutting ceramics, fiberglass, plastics, asbestos, glass resins or any other abrasive materials that cannot be effectively cut by conventional blades.

FEATURES

- Constructed of a tough steel alloy rod that has been coated by carbide grit
- This unique rod saw blade effectively cuts abrasive materials



Cat. No.	EDP	Dimensions Length x Width x Thickness	Tooth Type
X1200	40203	12" x 3/32" (300 x 2.4mm)	Grit





POWER HACKSAW BLADES

**bi-metal
unique**

BI-METAL HSS

HIGH SPEED STEEL TEETH

The bi-metal construction of these power hacksaw blades provides exceptional cutting action in a wide variety of applications. The high speed steel teeth and durable alloy steel backing resist breakage and can handle irregular shaped work pieces and interrupted cuts.



Cat. No.	EDP	Dimensions Length x Width x Thickness	TPI (TP/25mm)	Pinhole Diameter
BS1210-5	40097	12" x 1-1/8" x .050"	10	8.5mm
BS1214-5	40098	(300 x 28 x 1.25mm)	14	
BS1410-5	40099	14" x 1-1/8" x .050"	10	
BS1414-5	40100	(350 x 28 x 1.25mm)	14	
BS1406-6	40101	14" x 1-3/8" x .062"	6	10.75mm
BS1410-6	40102	(350 x 35 x 1.6mm)	10	
BS1406-7	40105	14" x 1-5/8" x .075" (350 x 41 x 2mm)	6	10.75mm
BS1706-6	40113	17" x 1-3/8" x .062"	6	8.5mm
BS1710-6	40114	425 x 35 x 1.6mm)	10	
BS1806-6	40115	18" x 1-3/8" x .062"	6	10.75mm
BS1810-6	40116	(450 x 35 x 1.6mm)	10	
BS1804-7	40118	18" x 1-5/8" x .075"	4	
BS1806-7	40119	(450 x 41 x 2mm)	6	
BS1804-8	40121	18" x 1-7/8" x .088"	4	10.75mm
BS1806-8	40122	(450 x 47 x 2.25mm)	6	
BS2104-8	40126	21" x 1-7/8" x .088"	4	10.75mm
BS2106-8	40127	(525 x 47 x 2.25mm)	6	



HACKSAW HSS POWER

REDSTRIPE HSS

SOLID HIGH SPEED STEEL POWER

bi-metal
unique®

The solid, fully hardened molybdenum high speed steel composition of Redstripe power hacksaw blades delivers extended life and efficient cutting action in a broad range of materials. These blades can withstand heavier feed pressures and provide faster cut rates than blades made from composite designs. Redstripe power hacksaw blades will effectively cut tough alloys such as stainless steels.



Cat. No.	EDP	Dimensions Length x Width x Thickness	TPI (TP/25mm)	Pinhole Diameter
RS1210-5	40046	12" x 1" x .050"	10	
RS1214-5	40047	(300 x 25 x 1.25mm)	14	
RS1410-5	40049	14" x 1" x .050"	10	
RS1414-5	40050	(350 x 25 x 1.25mm)	14	
RS1406-6	40051	14" x 1-1/4" x .062"	6	8.5mm
RS1410-6	40052	(350 x 32 x 1.6mm)	10	
RS1606-6	40057	16" x 1-1/4" x .062"	6	
RS1610-6	40058	(400 x 32 x 1.25mm)	10	
RS1706-6	40062	17" x 1-1/4" x .062"	6	
RS1710-6	40063	(425 x 32 x 1.6mm)	10	
RS1806-6	40064	18" x 1-1/4" x .062"	6	
RS1810-6	40065	(450 x 32 x 1.6mm)	10	
RS1804-7	40067	18" x 1-1/2" x .075"	4	10.75mm
RS1806-7	40068	(450 x 38 x 2mm)	6	
RS1804-8	40070	18" x 1-3/4" x .088"	4	
RS1806-8	40071	(450 x 45 x 2.25mm)	6	
RS2104-8	40075	21" x 1-3/4" x .088"	4	
RS2106-8	40076	(450 x 45 x 2.25mm)	6	
RS2404-0	40081	24" x 2" x .100" (600 x 50 x 2.5mm)	4	11.25mm
RS3004-0	40083	30" x 2-1/2" x .100" (750 x 63 x 2.5mm)	4	16.75mm
RS300-6	16168	12" x 1-1/4" x .075"	6	
RS300-10	16169	(300 x 32 x 2mm)	10	
RS350-6	40177	14" x 1-1/4" x .075"	6	
RS350-10	40178	(50 x 32 x 2mm)	10	
RS400-4	40179	16" x 1-1/4" x .075"	4	8.5mm
RS400-6	40180	(400 x 32 x 2mm)	6	
RS400-10	40181		10	
RS450-4	40182	18" x 1-1/2" x .075"	4	
RS450-6	40183	(450 x 38 x 2mm)	6	
RS450-10	40184		10	

Cat. No.	EDP	Dimensions Length x Width x Thickness	TPI (TP/25mm)	Pinhole Diameter
RS500-4	16170	20" x 1-3/4" x .075"	4	
RS500-6	16171	(500 x 45 x 2mm)	6	
RS500-10	16172		10	
RS550-4	40173	22" x 1-3/4" x .075"	4	
RS550-6	40174	(550 x 45 x 2mm)	6	
RS550-10	40185		10	
RS575-4	40175	23" x 2" x .100"	4	10.5mm
RS575-6	40176	(575 x 50 x 2.5mm)	6	
RS600-4	16173	24" x 2" x .100"	4	
RS600-6	16174	(600 x 50 x 2.5mm)	6	
RS650-4	40186	26" x 2-3/16" x .100"	4	
RS650-6	40187	(650 x 55 x 2.5mm)	6	
RS700-4	40188	28" x 2-3/16" x .100"	4	
RS700-6	40189	(700 x 55 x 2.5mm)	6	
RS850-4	16175	34" x 2-3/8" x .118"	4	
RS850-6	16176	(850 x 60 x 3mm)	6	
RS900-2 1/2	68716	36" x 4-1/2" x .138" (900 x 114 x 3.5mm)	2-1/2 TPI	12.5mm
RS1000-2 1/2	16177	40" x 5" x .138" (1000 x 126 x 3.5mm)		



PRECISION MAKES THE DIFFERENCE

YOUR NAME DEPENDS ON OURS

The CP505E-12 Electronic Protractor is accurate, versatile and easy to use. It eliminates errors from a variety of jobs including complex crown molding work.



Starrett®

(978) 249-3551 • starrett.com

Follow us!





JIG SAWS

JIG SAWS

BI-METAL UNIQUE®

UNIFIED SHANK

bi-metal
unique®

Starrett Unified Shank jig saws incorporate the Starrett exclusive bi-metal unique® process technology. Blades made from this process resist breakage, cut faster and last longer than conventional saws. Unified Shank jig saws are available in five-blade packs, twenty-blade packs and in various assortment packs.



	2 Blades per Pack		5 Blades per Pack		20 Blades per Pack		100 Blades per Pack		Dimensions* Length x Width x Thickness	TPI (25mm)	Tooth	Set
	Cat. No.	EDP	Cat. No.	EDP	Cat. No.	EDP	Cat. No.	EDP				
WOOD CUTTING	BU36T-2	69707	BU36T	68717	BU36T-20	68733	-	-	3" x 5/16" x .050" (75 x 7.5 x 1.3mm)	6	Ground	Tapered
	BU36-2	69708	BU36	68718	BU36-20	68734	-	-		6	Skip	Alternate
	BU38-2	69711	BU38	68720	BU38-20	68736	-	-		8	Regular	Alternate
	BU310T-2	69712	BU310T	68721	BU310T-20	68737	BU310T-100	68863		10	Ground	Tapered
	BU310DT-2	69713	BU310DT	68722	BU310DT-20	68738	-	-		10	Ground	Tapered, Downstroke Cut
	BU46-2	69709	BU46	68719	BU46-20	68735	BU46-100	68860		4" x 3/8" x .050" (100 x 9.5 x 1.3mm)	6	Skip
BU56-2	69710	BU56	68856	BU56-20	68857	BU56-100	68861	5" x 3/8" x .050" (125 x 9.5 x 1.3mm)	6	Skip	Alternate	
MULTI-PURPOSE	BU214-2	69715	BU214	68724	BU214-20	68740	BU214-100	68866	2" x 5/16" x .040" (50 x 7.5 x 1mm)	14	Regular	Wavy
	BU218-2	69717	BU218	68726	BU218-20	68742	BU218-100	68868	2" x 3/8" x .040" (50 x 9.5 x 1mm)	18	Regular	Wavy
	BU214S-2	69716	BU214S	68725	BU214S-20	68741	-	-	2" x 3/16" x .040" (50 x 4.5 x 1mm)	14	Scroll	Wavy
	BU41014-2	69714	BU41014	68723	BU41014-20	68739	-	-	4" x 3/8" x .040"	10-14	Varipitch	Wavy
	BU418-2	69718	BU418	68727	BU418-20	68743	BU418-100	68869	(100 x 9.5 x 1mm)	18	Regular	Wavy
METAL CUTTING	BU224-2	69720	BU224	68728	BU224-20	68744	-	-	2" x 5/16" x .040" (50 x 7.5 x 1mm)	24	Regular	Wavy
	BU232-2	69723	BU232	68731	BU232-20	68747	-	-	2" x 3/16" x .040" (50 x 4.5 x 1mm)	32	Regular	Wavy
	BU224S-2	69721	BU224S	68729	BU224S-20	68745	-	-	2" x 3/16" x .040" (50 x 4.5 x 1mm)	24	Scroll	Wavy
BU424-2	69722	BU424	68730	BU424-20	68746	-	-	4" x 3/8" x .040" (100 x 9.5 x 1mm)	24	Regular	Wavy	
MULTI-PURPOSE CARBIDE GRIT	BU230X-2	69719	BU230X	68753	BU230X-20	68754	-	-	2" x 5/16" x .040" (50 x 7.5 x 1mm)	Coarse CG	Cont. Grid	-

*Length dimension references tooth bearing section of jig saws. The total length, including blade tang, is approximately 1" longer.



JIG SAWS

bi-metal
unique[®]

DUAL CUT[®]

UNIFIED SHAK

The two new wood-cutting saw designs with teeth in both directions offer a burr-free cut on both sides. Bi-metal unique saw technology provides 170% greater resistance to tooth breakage, longer life and a lower cost per cut than other welding techniques.



JIG SAWS



2 Blade Pack Cat. No.	EDP	Dimensions* Length x Width x Thickness	Description
BU3DC-2	12484	3" x 5/16" x .060" (75 x 8 x 1.5mm)	3" Dual Cut [®] Jig Saw Blade
BU2DCS-2	12480	2" x 3/16" x .050" (50 x 5 x 1.3mm)	2" Scroll-Cutting Dual Cut [®] Jig Saw Blade

*Length dimension references tooth bearing section of jig saws. The total length, including blade tang, is approximately 1" longer.

**PERFECT FINISH
ON BOTH SIDES!** (A) (B)



JIG SAWS

JIG SAW KITS

UNIFIED SHANK JIG SAW BLADE ASSORTMENT PACK

bi-metal
unique®



Cat. No.	EDP	Description
BU1	68748	Wood Cutting Assortment Pack: Includes one each: BU36, BU46, BU38, BU310T and BU214S
BU2	68749	Multi-Purpose Assortment Pack: Includes one each: BU46, BU310T, BU214, BU224S and BU232
BU3	68750	Metal Cutting Assortment Pack: Includes one each: BU41014, BU214, BU224, BU224S and BU232
BU4	11974	Unified Shank Assortment Pack: Includes one each: BU36T, BU36, BU46, BU56, BU38 BU310T, BU310DT, BU2DCS, BU3DC, BU41014, BU214, BU214S, BU218, BU418, BU230X, BU224, BU224S, BU424, BU232
BU6	12568	New Unified Shank Assortment Pack: Includes one each: BU36, BU46, BU310T, BU3DC, BU2DCS, BU41014, BU214, BU214S, BU218, BU418, BU224, BU224S, BU424 and BU232



RECIPROCATING SAWS



RECIPROCATING BLADES

STRAIGHT SHAPE

GENERAL PURPOSE

**bi-metal
unique®**

Fastcut general purpose reciprocating blades provide a comprehensive set of sawing solutions.



2 Blade Packs		5 Blade Packs		20 Blade Packs		50 Blade Packs		Dimensions Length x Width x Thickness	TPI (25mm)
Cat. No.	EDP	Cat. No.	EDP	Cat. No.	EDP	Cat. No.	EDP		
B414-2	16970	B414-5	15319	B414-20	20104	B414-50	15436	4" x 3/4" x .035" (100 x 19 x 0.90mm)	14
B418-2	16971	B418-5	15320	B418-20	20105	B418-50	15437		18
B424-2	16972	B424-5	15321	B424-20	20106	B424-50	15438		24
B66-2	16976	B66-5	15329	B66-20	20110	B66-50	15440	6" x 3/4" x .035" (152 x 19 x 0.90mm)	6
B610-2	16977	B610-5	15330	B610-20	20111	B610-50	15441		10
B614-2	16978	B614-5	15331	B614-20	20112	B614-50	15442		14
B618-2	16979	B618-5	15332	B618-20	20113	B618-50	15443		18
B624-2	16980	B624-5	15333	B624-20	20114	B624-50	15444	8" x 3/4" x .035" (203 x 19 x 0.90mm)	24
B818-2	16991	B818-5	16035	B818-20	20127	B818-50	16047		18

TAPERED SHAPE

GENERAL PURPOSE



2 Blade Packs		5 Blade Packs		20 Blade Packs		50 Blade Packs		Dimensions Length x Width x Thickness	TPI (25mm)
Cat. No.	EDP	Cat. No.	EDP	Cat. No.	EDP	Cat. No.	EDP		
BT63-2	16984	BT63-5	15338	BT63-20	20118	BT63-50	15445	6" x 3/4" x .050" (152 x 19 x 1.30mm)	3
BT66-2	16985	BT66-5	15339	BT66-20	20119	BT66-50	15446		6
BT6610-2	16989	BT6610-5	15692	BT6610-20	20123	BT6610-50	15693	9" x 3/4" x .050" (228 x 19 x 1.30mm)	6-10
BT96-2	17011	BT96-5	16955	BT96-20	20130	BT96-50	17014		6
BT910-2	17012	BT910-5	17013	BT910-20	20131	BT910-50	17015	12" x 3/4" x .050" (300 x 19 x 1.30mm)	10
BT123-2	16999	BT123-5	15351	BT123-20	20138	BT123-50	15452		3
BT126-2	17000	BT126-5	15352	BT126-20	20139	BT126-50	15453	6-10	6
BT12610-2	17002	BT12610-5	15700	BT12610-20	20141	BT12610-50	15701		6-10
BT121014-2	17003	BT121014-5	15704	BT121014-20	20142	BT121014-50	15705		10-14

RECIPROCATATING BLADES

bi-metal
unique®

KING CUT

FIRE RESCUE AND DEMOLITION



2 Blade Packs		5 Blade Packs		20 Blade Packs		50 Blade Packs		Dimensions		
Cat. No.	EDP	Cat. No.	EDP	Cat. No.	EDP	Cat. No.	EDP	Length x Width x Thickness	TPI (25mm)	Shape
BR618-2	11947	BR618-5	11948	BR618-20	11949	BR618-50	11950	6" x 3/4" x .035"	18	Straight
BR61014-2	11450	BR61014-5	11451	BR61014-20	11452	BR61014-50	11909	(152 x 19 x 0.90mm)	10-14	
BTR61014-2	11453	BTR61014-5	11454	BTR61014-20	11455	BTR61014-50	11910	6" x 1" x .063"	10-14	Tapered
BTR6610-2	11456	BTR6610-5	11457	BTR6610-20	11458	BTR6610-50	11911	(152 x 25 x 1.60mm)	6-10	
BR818-2	11951	BR818-5	11952	BR818-20	11953	BR818-50	11954	8" x 3/4" x .035"	18	Straight
BR81014-2	11459	BR81014-5	11460	BR81014-20	11461	BR81014-50	11912	(203 x 19 x 0.90mm)	10-14	
BTR81014-2	11462	BTR81014-5	11463	BTR81014-20	11464	BTR81014-50	11913	8" x 1" x .063"	10-14	Tapered
BTR8610-2	11465	BTR8610-5	11466	BTR8610-20	11467	BTR8610-50	11914	(203 x 25 x 1.60mm)	6-10	
BR91014-2	11468	BR91014-5	11469	BR91014-20	11470	BR91014-50	11915	9" x 3/4" x .050"	10-14	Straight
BTR91014-2	11471	BTR91014-5	11472	BTR91014-20	11473	BTR91014-50	11916	(228 x 19 x 1.30mm)	10-14	
BTR9610-2	11474	BTR9610-5	11475	BTR9610-20	11476	BTR9610-50	11917	9" x 1" x .063"	6-10	Tapered
BR121014-2	11477	BR121014-5	11478	BR121014-20	11479	BR121014-50	11918	(228 x 25 x 1.60mm)	10-14	
BTR121014-2	11480	BTR121014-5	11481	BTR121014-20	11482	BTR121014-50	11919	12" x 3/4" x .050"	10-14	Straight
BTR12610-2	11483	BTR12610-5	11484	BTR12610-20	11485	BTR12610-50	11920	(300 x 19 x 1.30mm)	10-14	
BTR12610-2	11483	BTR12610-5	11484	BTR12610-20	11485	BTR12610-50	11920	12" x 1" x .063"	10-14	Tapered
BTR12610-2	11483	BTR12610-5	11484	BTR12610-20	11485	BTR12610-50	11920	(300 x 25 x 1.60mm)	6-10	

SPECIAL PURPOSE

SCROLL CUTTING



2 Blade Packs		5 Blade Packs		20 Blade Packs		Dimensions		
Cat. No.	EDP	Cat. No.	EDP	Cat. No.	EDP	Length x Width x Thickness	TPI (25mm)	Shape
SB414-2	11679	SB414-5	11680	SB414-20	11681	4" x 5/16" x .035"	14	Scroll
SB424-2	17009	SB424-5	16032	SB424-20	20146	(100 x 8 x 0.90mm)	24	

PLASTER CUTTING



2 Blade Packs		5 Blade Packs		Dimensions		
Cat. No.	EDP	Cat. No.	EDP	Length x Width x Thickness	TPI (25mm)	Shape
VB66-2	17004	VB66-5	15722	6" x 3/4" x .035"	6V	Straight
VB66-2	17004	VB66-5	15722	(152 x 19 x 0.90mm)	6V	

CARBIDE CUTTING



Single Blade Packs		20 Blade Packs		Dimensions		
Cat. No.	EDP	Cat. No.	EDP	Length x Width x Thickness	TPI (25mm)	Shape
XR6-1	15788	XR6-20	20147	6" x 3/4" x .035"	#30 Coarse	Straight
XR6-1	15788	XR6-20	20147	(152 x 19 x 0.90mm)	#30 Coarse	

RECIPROCATING BLADES



PNEUMATIC

Starrett now offers a line of bi-metal unique® saw blades for pneumatic (or air) reciprocating saws. The line includes three blades for metal and a variable pitch multi-purpose blade for composites, steel sheets and wood.




	5 Blades per Pack		20 Blades per Pack		50 Blades per Pack		Dimensions Length x Width x Thickness	TPI (25mm)
	Cat. No.	EDP	Cat. No.	EDP	Cat. No.	EDP		
METAL CUTTING	BS226-5	13001	BS226-20	13005	BS226-50	13009	3.5/8" x 1/2" x .025" (92mm x 13mm x .65mm)	32
	BS227-5	13002	BS227-20	13006	BS227-50	13010		24
	BS228-5	13003	BS228-20	13007	BS228-50	13011		18
MULTI-PURPOSE	BS229-5	13004	BS229-20	13008	BS229-50	13012		14-18

PALLET DISMANTLING

These bi-metal reciprocating blades are ideal for pallet dismantling and come with a low price tag with no print or paint. Instead, the identifying information is engraved directly on the blade. The rounded tip prevents blade from catching while cutting nails and damaged pallets.

Cat. No.	EDP	Dimensions Length x Width x Thickness
20 Blade Box		
B910P-20	00943	9" x 3/4" x .035" (228 x 19 x 0.89mm)
250 Blade Box		
B910P-250	12285	9" x 3/4" x .035" (228 x 19 x 0.89mm)
B810P-250	13031	8" x 3/4" x .035" (203 x 19 x 0.90mm)



RECIPROCATING BLADE KIT

ASSORTMENT PACK

6" general purpose blade assortment pack.

Cat. No.	EDP	Description
SB6-A	17018	Includes one each of B66, B610, B614, B618, B624





PORTABLE BAND SAWS

PORTABAND

UNIVERZ™

bi-metal
unique®

Featuring the Starrett bi-metal unique® technology. The blades are pre-welded, ready-to-use and available in lengths that fit all the popular portable band saw machines.

FEATURES

- Triple tempered M-42 cobalt high speed steel teeth with a fatigue resistant alloy steel backer
- Patented "Twin Tooth" design of the Split-Chip advantage "bi-metal unique®"
- Faster cutting and longer life than ordinary blades
- Available in a variety of tooth pitches

Medium Grit		Medium Coarse Grit		Fits Machine Models	Length	Width x Thickness	Pitch & Rake*
Cat. No.	EDP	Cat. No.	EDP				
BM10	14600	BM10B	16948	Black & Decker, Greenlee, Milwaukee, Ridgid, Rockwell, Porter-Cable, Skil, Unitec	44-7/8" or 3' 8-7/8" (114cm)	1/2" x .020" (13 x 0.50mm)	10/S
BM14	14601	BM14B	16949				14/S
BM18	14602	BM18B	16950				18/W
BM24	14603	BM24B	16951				24/W
BM1014	15708	BM1014B	16952				10-14/P
BM1418	16088	BM1418B	16953				14-18/P

*S = Straight (Zero) Rake | W = Wavy Set, Zero Rake | P = Positive Rake

Read more about the value of Starrett bi-metal unique® technology at www.starrett.com





MEASURING TAPES

GRADUATIONS AND NUMBERING STYLES

SHORT-LINE TAPES



S1 REGULAR ENGLISH

- Graduated in 1/16" on both edges
- Graduated 1/32" for the first foot of 1/2" and 3/4" wide blades only
- Numbered in consecutive inches to 1' and repeat on one edge and consecutive inches on the other edge
- Blades have stud marks every 16" on English lines, and truss center marks every 19.2 inches on 1" wide English lines



S6 METRIC

- Available in 13, 19, and 5mm widths
- Graduated in millimeters and numbered in consecutive centimeters to the end of the tape line



S9 ENGLISH/METRIC

- Available in 1/2", 3/4", and 1" (13, 19, and 25mm) widths
- Lower edge graduated in millimeters and numbered in consecutive centimeters to the end
- Top edge graduated in 16ths of an inch and numbered in consecutive inches and numbered at each foot

LONG-LINE TAPES



L1 ENGLISH

- Graduated in 8ths and numbered one to twelve inches to each foot and repeat, with quick-reading figures



L3 ENGLISH

- Graduated in 16ths and numbered in consecutive inches



L5-100 DIAMETER TAPE

- One side is graduated in 8ths and numbered in feet and inches
- The other side is graduated and numbered each diameter inch
- Graduated in 100ths of a diameter inch and numbered each one 10th



L8 METRIC

- Graduated in millimeters and numbered in consecutive centimeters to each meter and repeat

MEASURING TAPES

Starrett®

NEW!

STARRETT

Produced of yellow high visibility ABS plastic, these value priced tape measures are easy to locate and difficult to damage. Their ergonomic design provides a comfortable fit in the hand and incorporates industry standard standout and positive blade lock.

FEATURES

- Positive lock holds blade firmly in place
- Steel belt clip



MEASURING TAPES

Cat. No.	EDP	Blade Size	Graduation*
KTS12-12-N	30660	1/2" x 12'	English
KTS12-12ME-N	30661	1/2" x 12' (3.5m)	English/Metric
KTS12-3.5M-N	30659	1/2" x 3.5m	Metric
KTS34-16-N	30663	3/4" x 16'	English
KTS34-16ME-N	30664	3/4" x 16' (5m)	English/Metric
KTS34-5M-N	30662	3/4" x 5m	Metric
KTS1-25-N	30665	1" x 25'	English
KTS1-26ME-N	30666	1" x 26' (8m)	English/Metric
KTS1-8M-N	30667	1" x 8m	Metric
KTS1-30-N	30669	1" x 30'	English
KTS1-33-N	30672	1" x 33'	English
KTS1-33ME-N	30673	1" x 33' (10m)	English/Metric

***BLADE GRADUATION STYLE:**

English: Graduated in 1/16" | Metric: Graduated in Millimeters
 English/Metric: Graduated 1/16" and Millimeters



NEW!

MEASURING TAPES

Starrett®

EXACT®

STARRETT EXACT®

Produced of high impact resistant ABS plastic for extended case life, these tape measures offer overmold for improved grip. Their ergonomic design fits comfortably in the hand and incorporate industry standard stand out and improved blade protection.

FEATURES

- Nylon coated blade provides twice the abrasion resistance than other tapes
- High impact resistant ABS plastic case and rubber plastic overmolding
- Includes a steel belt clip



Cat. No.	EDP	Blade Size	Graduation*
KTX12-12-N	30649	1/2" x 12'	English
KTX12-12ME-N	30650	1/2" x 12' (3.5m)	English/Metric
KTX12-3.5M-N	30648	1/2" x 3.5m	Metric
KTX34-16-N	60400	3/4" x 16'	English
KTX34-16ME-N	30652	3/4" x 16' (5m)	English/Metric
KTX34-5M-N	30651	3/4" x 5m	Metric
KTX1-16-N	30653	1" x 16'	English
KTX1-25-N	30654	1" x 25'	English
KTX1-26ME-N	30655	1" x 26' (8m)	English/Metric
KTX1-8M-N	30656	1" x 8m	Metric
KTX1-30-N	30657	1" x 30'	English
KTX1-35-N	30658	1" x 35'	English

*BLADE GRADUATION STYLE:

English: Graduated in 1/16" | Metric: Graduated in Millimeters

English/Metric: Graduated 1/16" and Millimeters



MEASURING TAPES

Starrett®

NEW!

STARRETT EXACT® PLUS

EXACT®
PLUS

High impact resistant PC-ABS plastic for superior case life. These tape measures incorporate heavy overmolding for improved grip.

FEATURES

- Wider blade providing a 9' (2.7m) standout
- Nylon coated blade provides 6X abrasion resistance
- PC-ABS plastic case and heavy overmolding
- Positive lock holds blade firmly in place
- Black anodized steel belt clip



MEASURING TAPES

Cat. No.	EDP	Blade Size	Graduation*
KTXP106-16-N	30636	1.06" x 16'	English
KTXP106-16ME-N	30637	1.06" x 16' (5m)	English/Metric
KTXP106-5M-N	30635	1.06" x 5m	Metric
KTXP106-25-N	30638	1.06" x 25'	English
KTXP106-26ME-N	30639	1.06" x 26' (8m)	English/Metric
KTXP106-8M-N	30640	1.06" x 8m	Metric
KTXP106-30-N	30641	1.06" x 30'	English
KTXP106-35-N	30645	1.06" x 35'	English

***BLADE GRADUATION STYLE:**

English: Graduated in 1/16" | Metric: Graduated in Millimeters
English/Metric: Graduated 1/16" and Millimeters



MEASURE STIX™

Starrett Measure Stix™ are manufactured with high quality precision steel. They have a permanent adhesive backing providing convenient, at-a-glance measurements. Can be mounted on work benches, saw tables, drafting tables, etc.

FEATURES

- High quality precision steel for extended service use
- Sticks to most work surfaces
- Easily cut to size with scissors
- Available in left-to-right or right-to-left



Cat. No.	EDP	Reading	Blade Size	Graduation*
SM44W	63168		1/2" x 4'	S1 (English)
SM44ME	63171	English (left-to-right)	1/2" x 4' (13mm x 1.2m)	S12 (English/Metric)
SM46WRL	66634		1/2" x 6'	S1 (English)
SM412W	63170		1/2" x 12'	S12 (English/Metric)
SM412ME	63173	English (right-to-left)	1/2" x 12' (13mm x 4m)	S12 (English/Metric)
SM412WRL	64919		1/2" x 12'	S1 (English)
SM412WMERL	64920	English/Metric (left-to-right)	1/2" x 12' (13mm x 4m)	S12 (English/Metric)
SM66W	63169		3/4" x 6'	S1 (English)
SM66ME	63172	English/Metric (right-to-left)	3/4" x 6' (19mm x 2m)	S12 (English/Metric)

* See tape line illustrations below

KEY CADDY

- Heavy-duty die-cast case with a 21" stainless steel chain and large key ring. Returns keys and other articles automatically.
- Available with regular belt clip.



Cat. No.	EDP	Description
SK1	63135	Key Caddy with regular belt clip

LONG TAPES

Starrett®

NEW!

STARRETT STEEL BLADE

510 SERIES - CLOSED REEL

The closed reel long tapes are produced with yellow high visibility ABS plastic. These value priced long tape measures are easy to locate and difficult to damage. The steel blade provides a precise measurement of up to 100' (30m). The blade has an uncluttered line and numbering style.

FEATURES

- Produced with easy-to-read graduations
- Includes a folding hook



MEASURING TAPES

Cat. No.	EDP	Blade Size	Graduation*
KTS510-50-N	30618	3/8" x 50'	English
KTS510-50ME-N	30619	3/8" x 50' (15m)	English/Metric
KTS510-100-N	30622	3/8" x 100'	English
KTS510-100ME-N	30623	3/8" x 100' (30m)	English/Metric

***BLADE GRADUATION STYLE:**

English: Graduated in 1/8"

English/Metric: Graduated 1/8" and Millimeters

STARRETT EXACT® PLUS STEEL BLADE



511 SERIES - CLOSED REEL

This tape features a 4X faster blade retraction. The blade is coated with an silver colored epoxy that allows for easy reading. Nylon coating provides additional blade protection.

FEATURES

- Unique design with rubber plastic overmolded on ABS plastic case
- Rigid steel blade produced with distinctive easy-to-read aluminum colored nylon clad blade
- Folding hook ring with snap for storage



Cat. No.	EDP	Blade Size	Graduation*
KTXP511-100-N	30601	1/2" x 100'	English
KTXP511-100ME-N	30602	1/2" x 100' (30m)	English/Metric
KTXP511-30M-N	30600	1/2" x 30m	Metric

***BLADE GRADUATION STYLE:**

English: Graduated in 1/8" | Metric: Graduated in Millimeters

English/Metric: Graduated 1/8" and Millimeters

LONG TAPES

Starrett®

EXACT®

STARRETT EXACT® STEEL BLADE

530 SERIES - CLOSED REEL

The closed reel steel long tape features a rugged rewind mechanism. Nylon rollers at case opening to reduce blade wear and through sustained field use. Blades are produced with high visibility, easy-to-read graduations.



FEATURES

- Vinyl clad steel case
- Nylon rollers to reduce blade wear
- Easy-to-read graduations
- Folding hook ring

Cat. No.	EDP	Blade Size	Graduation*
530-50	65945	3/8" x 50'	English
530-15CM	65956	3/8" x 15m	Metric Long
530-100	65946	3/8" x 100'	English
530-30CM	65958	3/8" x 30m	Metric
530CI-600	65949	3/8" x 50'	English continuous Inch
530JT-50	65953	3/8" x 50'	English/Diameter

*BLADE GRADUATION STYLE:
English: Graduated in 1/8"
English Continuous: Graduated in 1/16"
Metric: Graduated in Millimeters
Diameter: Graduated in 100ths of a diameter

REPLACEMENT BLADE

530 SERIES



Cat. No.	EDP	Blade Size	Graduation*
LHY530-100	63295	3/8" x 100'	English
LHY530-15CM	65970	3/8" x 15m	Metric
LHY530-20CM	65971	3/8" x 20m	Metric
LHY530-30CM	65972	3/8" x 30m	Metric
LHY530-50	63294	3/8" x 50'	English
LHY530CI-600	63300	3/8" x 50'	English continuous Inch
LHY530JT-50	65967	3/8" x 50'	English/Diameter
LKY530J-50	65966	3/8" x 50'	English/Diameter

*Blade Graduation Style:
English: Graduated in 1/8"
English Continuous: Graduated in 1/16"
Metric: Graduated in Millimeters
Diameter: Graduated in 100ths of a diameter



LONG TAPES

Starrett®

STARRETT FIBERGLASS BLADE

538 SERIES - CLOSED REEL

Closed reel fiberglass long tapes are produced with a unique design with rubber plastic overmolded on ABS plastic case, providing a durable, comfortable, and highly visible measuring tool. Features a 4X faster tape retraction. Graduations are printed on both sides of the tape for user convenience.

FEATURES

- Rubber plastic overmolded on ABS plastic case
- Graduations on both sides of tape
- Folding hook ring with snap for storage



MEASURING TAPES

Cat. No.	EDP	Blade Size	Graduation*
KTS538-100-N	30615	1/2" x 100'	English
KTS538-100ME-N	30616	1/2" x 100' (30m)	English/Metric

*BLADE GRADUATION STYLE:

English: Graduated in 1/8" and 1/100th feet

English/Metric: Graduation in 1/8" and 2 millimeters



LONG TAPES **Starrett®**

STARRETT FIBERGLASS BLADE

537 SERIES - OPEN REEL

Open reel fiberglass long tapes are produced with steel exit rollers, permitting the user to measure in adverse environments. The extended rewind handle and rotating knob allow the user to quickly retract the tape into the frame after use.

FEATURES

- Long rewind handle with rotating knob
- Easy-grip handle accommodates large hands
- Waterproof ABS frame and case makes cleanup fast and easy



Cat. No.	EDP	Blade Size	Graduation*
KTS537-100-N	30625	1/2" x 100'	English
KTS537-100ME-N	30626	1/2" x 100' (30m)	English/Metric
KTS537-30M-N	30624	1/2" x 30m	Metric
KTS537-100M-N	30632	1/2" x 100m	Metric
KTS537-200-N	30629	1/2" x 200'	English
KTS537-200ME-N	30630	1/2" x 200' (50m)	English/Metric
KTS537-60M-N	30599	1/2" x 60m	Metric
KTS537-300-N	30633	1/2" x 300'	English
KTS537-300ME-N	30634	1/2" x 300' (100m)	English/Metric

*BLADE GRADUATION STYLE:

English: Graduated in 1/8" | Metric: Graduated in 2 millimeters

English/Metric: Graduated 1/8" and 2 millimeters





UTILITY KNIVES

STARRETT

SMALL SIZE - STEEL BODY AUTOMATIC LOCKING

Small utility knife with automatic locking system.

FEATURES

- This utility knife works with 3/8" (9mm) blade (S05R)
- Blade with 13 break-away segments



Cat. No.	EDP	Blade Width	Description
KUS050-N	30744	3/8" (9mm)	Small Steel; Automatic Locking Pocket; Break-Away

SMALL SIZE - SLIDE LOCKING

Small ABS plastic utility knife features a slide locking system.

FEATURES

- This utility knife works with 3/8" (9mm) blade (S05R)
- Blade with 13 break-away segments



Cat. No.	EDP	Blade Width	Description
KUS055-N	30745	3/8" (9mm)	Small Plastic; Slide Locking; Break-away

LARGE SIZE - SLIDE LOCKING


Large ABS plastic utility knife with a slide locking system.

FEATURES

- This utility knife works with .710" (18mm) blade (S06R)
- Blade with 8 break-away segments



Cat. No.	EDP	Blade Width	Description
KUS045-N	30743	.710" (18mm)	Large Plastic Slide Locking



UTILITY KNIVES

Starrett®

NEW!

STARRETT EXACT®

EXACT®

UTILITY KNIVES

AUTOMATIC LOCKING - METAL BLADE GUIDE

Small plastic utility knife with automatic locking, metal blade guide.

FEATURES

- This utility knife works with 3/8" (9mm) blade (S05R)
- ABS plastic body and rubber plastic overmolded
- Blade with 13 break-away segments



Cat. No.	EDP	Blade Width	Description
KUX035-N	30741	3/8" (9mm)	Small Plastic; Automatic Locking

SCREW LOCKING - METAL BLADE GUIDE

Small plastic utility knife with screw locking, metal blade guide.

FEATURES

- This utility knife works with 3/8" (9mm) blade (S05R)
- ABS plastic body and rubber plastic overmolded
- Blade with 13 break-away segments



Cat. No.	EDP	Blade Width	Description
KUX040-N	30742	3/8" (9mm)	Small Plastic; Screw Locking

AUTOMATIC LOCKING - METAL BLADE GUIDE

Large plastic utility knife with automatic locking metal blade guide.

FEATURES

- This utility knife works with .710" (18mm) blade (S06R)
- ABS plastic body and rubber plastic overmolded
- Blade with 8 break-away segments



Cat. No.	EDP	Blade Width	Description
KUX025-N	30739	.710" (18mm)	Large Plastic; Automatic Locking; Metal Blade Guide

SCREW LOCKING - METAL BLADE GUIDE

Large plastic utility knife with screw locking, metal blade guide.

FEATURES

- This utility knife works with .710" (18mm) blade (S06R)
- ABS plastic body and rubber plastic overmolded
- Blade with 8 break-away segments



Cat. No.	EDP	Blade Width	Description
KUX030-N	30740	.710" (18mm)	Large Plastic; Screw Locking



UTILITY KNIVES



STARRETT EXACT[®] PLUS

S011 HIDDEN EDGE - RETRACTABLE BLADE

The blade stays safely tucked away when not in use. Simply release the safety lock and squeeze the lever to use. With quick release blade change and storage for spares in the body, blade changes are fast and tool-free.

FEATURES

- This utility knife is supplied with trapezoidal blade (S01R)
- It also works with hook blades (SH01R)
- Easy to use safety lock and lever allows the blade to be exposed instantly
- Thumb wheel accurately adjusts cutting depth
- Fast, tool-free blade changes



UTILITY KNIFE HOLSTER

968 HOLSTER FOR S011

Safely and conveniently houses the S011 Hidden Edge Utility Knife.



Cat. No.	EDP	Blade Type	Description
S011	67584	Standard Trapezoidal	Hidden Edge Utility Knife

Cat. No.	EDP	Description
968	67981	Hidden Edge Leather Belt Holster

UTILITY KNIVES

STARRETT EXACT[®] PLUS

Starrett[®]

NEW!

EXACT[®]
PLUS

UTILITY KNIVES

ALUMINUM DIE-CAST BODY - RETRACTABLE BLADE

A die-cast aluminum utility knife, features a retractable trapezoidal or hook blade.

FEATURES

- This utility knife works with trapezoidal (S01R) or hook blades (SH01R)
- Aluminum body overmolded with rubber plastic
- Comes with 1 blade and an internal dispenser with 3 spare trapezoidal blades
- Blade locks in five positions



Cat. No.	EDP	Blade Type	Description
KUXP005-N	30735	Standard Trapezoidal	Aluminum Die-Cast; Retractable Blade

ALUMINUM DIE-CAST BODY - FOLDING

Utility knife features a die-cast folding knife using trapezoidal or hook blade.

FEATURES

- This utility knife works with trapezoidal (S01R) or hook blades (SH01R)
- Supplied with 1 blade and a dispenser with 3 spare trapezoidal blades



Cat. No.	EDP	Blade Type	Description
KUXP010-N	30736	Standard Trapezoidal	Aluminum Die-Cast Body; Folding

ALUMINUM BODY - AUTOMATIC LOCKING

Large extruded aluminum utility knife with automatic locking features break-away blades.

FEATURES

- This utility knife works with .710" (18mm) blade (S06R)
- Aluminum body overmolded with rubber plastic
- Internal dispenser with 4 blades
- Automatic locking blade



Cat. No.	EDP	Blade Width	Description
KUXP015-N	30737	.710" (18mm)	Large Extruded Aluminum; Automatic Locking

ALUMINUM BODY - AUTOMATIC LOCKING

Small extruded aluminum utility knife with automatic locking features break-away blades.

FEATURES

- This utility knife works with 3/8" (9mm) blade (S05R)
- Aluminum body overmolded with rubber plastic
- Internal dispenser with 4 blades
- Automatic locking blade



Cat. No.	EDP	Blade Width	Description
KUXP020-N	30738	3/8" (9mm)	Small Extruded Aluminum

UTILITY KNIVES

REPLACEMENT BLADES

Safe and easy handling dispenser with blades.



S01R



SH01R







S05R



S06R



SB-100D

	Cat. No.	EDP	Blade Type	Dispenser Description	Fits
	S01R	61776	Standard	10 high carbon steel trapezoidal blades	S011
	SB-100D	63326	Trapezoidal	100 high carbon steel trapezoidal blades	S014
	SH01R	61778	Hook	10 high carbon steel hook blades	KUXP060-N KUXP010-N KUXP005-N
	S05R	61784	Break-Away 3/8" (9mm)	10 high carbon steel break-away blades	KUS050-N KUS055-N KUX035-N KUX040-N KUXP020-N
	S06R	61786	Break-Away .710" (18mm)	10 high carbon steel break-away blades	KUS045-N KUX025-N KUX030-N KUXP015-N





LEVELS

STARRETT

TORPEDO

Manufactured with 9" extruded aluminum frames with high visibility yellow and red ABS plastic construction for impact resistance.

FEATURES

- Vertical, horizontal, and 45° vials
- V-grooved top surface and magnetic bottom surface



Cat. No.	EDP	Size in	mm	Magnetic Model
KLTS9-N	30728	9	225	X

STARRETT EXACT®

TORPEDO

Manufactured with 9-1/2" extruded aluminum frames and finished with red high visibility powder coat paint, including impact resistant ABS gray plastic end caps.

FEATURES

- Vertical, horizontal, and 45° vials
- Milled top surface finished with a V-groove and a magnetic bottom surface
- Includes impact resistant ABS plastic end caps



Cat. No.	EDP	Size in	mm	Magnetic Model
KLTX95-N	30727	9-1/2	240	X

ALUMINUM LEVELS

Starrett®

NEW!

STARRETT EXACT® PLUS

EXACT®
PLUS

TORPEDO

Starrett Exact® Plus torpedo levels are manufactured with a 10" sturdy die cast enclosed aluminum frame and finished with durable powder coat paint.

FEATURES

- Vertical, horizontal, and 45° vials
- Includes a milled top surface finished with a V-groove and a magnetic bottom surface



LEVELS

Cat. No.	EDP	Size in	mm	Magnetic Model
KLTXP10-N	30726	10	250	X



STARRETT

BOX BEAM

Produced with aluminum special box shape cross section frame for improved strength and rigidity.

FEATURES

- Two vertical vials and one horizontal vial with ABS plastic vial holders
- Shock-absorbing end caps to protect working edges and preserve accuracy



Cat. No.	EDP	Size in	mm
KLBS24-N	30701	24	600
KLBS48-N	30702	48	1200
KLBS72-N	30703	72	1800

STARRETT EXACT®

BOX BEAM

Manufactured of heavy duty aluminum with special box shape cross section frame for improved strength. The levels are designed with comfortable hand grips with soft touch.

FEATURES

- Two vertical vials and one horizontal vial with ABS plastic vial holders accurate to 0.0005"/inch
- Shock-absorbing end caps to protect working edges and preserve accuracy
- Available with milled only or milled and magnetic bottom surface



Cat. No.	EDP	Size in	mm	Magnetic
KL BX24-N	30691	24	600	
KL BX48-N	30692	48	1200	
KL BX78-N	30693	78	1950	
KL BX24-1-N	30688	24	600	X
KL BX48-1-N	30689	48	1200	X
KL BX78-1-N	30690	78	1950	X

ALUMINUM LEVELS

Starrett®

NEW!

STARRETT EXACT® PLUS

EXACT®
PLUS

BOX BEAM

Manufactured from professional quality aluminum with special box shape cross section frame for improved strength. This level can include two milled surfaces with one magnetic.

FEATURES

- Vertical and horizontal vials
- Vial holders accurate to 0.0005"/inch
- Rubber plastic shock-absorbing end caps to protect working edges and preserve accuracy
- Comfortable soft touch hand grips



LEVELS

Cat. No.	EDP	Size		Magnetic
		in	mm	
KLBXP24-1-N	30674	24	600	X
KLBXP48-1-N	30676	48	1200	X
KLBXP78-1-N	30678	78	1950	X



NEW!

ALUMINUM LEVELS

Starrett®

STARRETT

I-BEAM

I-Beam cross section frame featuring large 360° vial sites to allow for maximum visibility and provide impact resistance. Red ABS plastic parts include impact resistant end caps.

FEATURES

- I-Beam cross section frame
- Large 360° vial sites to allow for maximum visibility
- Impact resistant end caps



Cat. No.	EDP	Size in	mm
KLIS24-N	30724	24	24
KLIS48-N	30725	48	48

LEVELS



ALUMINUM LEVELS

Starrett®

NEW!

STARRETT EXACT®

EXACT®

I-BEAM

This level is produced with heavy duty aluminum I-Beam cross section frame. Unique design includes impact resistant end caps and comfortable soft touch hand grips.

FEATURES

- Large 360° anti-shock vial sites allow maximum visibility and accuracy of 0.001"/inch
- Available with milled only or milled and magnetic bottom surface



Cat. No.	EDP	Size		Magnetic
		in	mm	
KLIX24-N	30717	24	600	
KLIX48-N	30718	48	1200	
KLIX72-N	30719	72	1800	
KLIX24-1-N	30714	24	600	X
KLIX48-1-N	30715	48	1200	X
KLIX72-1-N	30942	72	1800	X

LEVELS

STARRETT EXACT® PLUS

Starrett®

EXACT® PLUS

I-BEAM

Professional duty aluminum I-Beam cross section frame. Unique design includes special rubberized plastic impact resistant end caps.

FEATURES

- Large 360° anti-shock vial sites allow maximum visibility and accuracy to 0.00075"/inch
- Comfortable soft touch hand grips
- Milled top surface and magnetic bottom surface



Cat. No.	EDP	Size		Magnetic Model
		in	mm	
KLIXP24-1-N	30704	24	600	X
KLIXP48-1-N	30705	48	1200	X
KLIXP72-1-N	30706	72	1800	X

WOOD LEVELS

HARDWOOD

BRASS BOUND

Brass bound levels are made of select hardwood that is permanently reinforced with double angle brass bindings. These brass bindings provide added stability and a rugged surface for better wear protecting working surface edges. Clear glass windows protect vial from dirt and damage.

FEATURES

- Yellow glass vials with large bubbles and ceramic-fired lines for fast dependable readings
- Clear glass windows to protect vials from dirt and damage
- Impact resistant end caps



Cat. No.	EDP	Size in	mm
KWLX-24	30040	24	600
KWLX-48	30041	48	1200



WOOD LEVELS

NEW!

HARDWOOD

MASTER PRO

Select hardwood levels are reinforced with an internal aluminum I-Beam frame for rigidity and external aluminum surfaces to protect working edges. The hardwood level is designed with impact resistant end caps.

FEATURES

- Tough yellow glass vials that offer large bubbles and ceramic-fired lines for fast, dependable readings
- Clear glass windows to protect vial from dirt and damage
- Impact resistant end caps



Cat. No.	EDP	Size in	mm
KWLXP-24	30042	24	600
KWLXP-36	30043	36	900
KWLXP-48	30044	48	1200
KWLXP-72	30045	72	1800
KWLXP-78	30046	78	1950



LEVELS



SPECIALTY

AM ANGLE METER

MAGNETIC ANGLE METER, 0 TO 90°

Large readable scale for accurate readings from 0 to 90° in any quadrant. Integral magnetic base frees hands when used on ferrous surfaces.

FEATURES

- Measures any angle for pitch or slope
- Handy rise, run, angle and pitch information on back of the tool

Cat. No.	EDP	Description
AM-2	36080	Magnetic Angle Meter, 0 to 90°



BE-1 BULL'S-EYE

CIRCULAR LEVEL

Circular bull's-eye level has full 360° large sight for easy viewing. Each level features sturdy plastic construction and is ideal for home, workshop and industry use.

Cat. No.	EDP	Description
BE-1	36078	1-3/4" Circular Level



POCKET LEVELS

135

SATIN NICKEL-PLATED FINISH

Cat. No.	EDP	Size in	mm	Description
135A	50570	2-1/2"	63mm	With Main Vial
135B	50571	3-1/2"	88mm	



135A



135B



CROSS TEST LEVELS

134

FEATURES

- Cast iron with a satin nickel finish, all working surfaces are flat and true
- Level has two vials at right angles for cross test leveling without moving the tool and a plumb level at the top for checking squareness
- Accurate, well-made and reliable tool
- Very light and compact and can be easily carried in the pocket

Cat. No.	EDP	Size		Description
		in	mm	
134	50569	2 x 3	50 x 75	With Cross Test Vials and Plumb Vial



136

FEATURES

- Cast iron with a satin nickel finish, all working surfaces are flat and true
- Level has two vials at right angles for cross test leveling without moving the tool and a plumb level at the top for checking squareness
- Level is light and compact, with an attractive black wrinkle finish and a ground reference surface

Cat. No.	EDP	Size		Description
		in	mm	
136	50572	2-3/4 x 2-3/4	70 x 70	With Cross Test Vials





PLUMB BOBS

PLUMB BOBS

SOLID STEEL

PB

PB solid steel plumb bob features a rugged, nickel-plated steel construction for durability.

FEATURES

- One-piece hexagonal body design will not roll
- Head has easy-thread feature for fast string insertion (String not included)



Cat. No.	EDP	Weight	
		oz	grams
PB-6	36112	6	170
PB-8	36113	8	230
PB-12	36114	12	340
PB-16	36115	16	450



PLUMB BOBS


SOLID BRASS

PBB

Polished solid brass plumb bob with replaceable, hardened steel points.

FEATURES

- Reliable accuracy and corrosion resistance
- Easy, self-centering line assembly with screw cap design
- Points easily replaced if worn or broken
- Conforms to US Government specifications GGG-P-501e
- 10' of nylon cord included



Cat. No.	EDP	Weight	
		oz	grams
PBB-8	36270	8	230
PBB-16	36271	16	450

STEEL

177

Solid steel construction provides a low center of gravity and great weight in proportion to their short length and small diameter.

FEATURES

- Hexagonal shaped head prevents rolling
- Hardened and ground removable point for greater accuracy, longer life
- Sure grip knurling on polished steel body for easy handling
- Furnished with a strong, braided 8' nylon line that can be conveniently wound around a recess at the top of the bob



Cat. No.	EDP	Weight	
		oz	grams
177A	50660	2-3/4	78
177B	50661	5	140
177C	50662	8-1/2	240
177D	50663	14-1/2	400



PRECISION MAKES THE DIFFERENCE

EXCEED YOUR CAPABILITIES.

The Starrett® FMS Series incorporates new performance-based capabilities and user-friendly features to help you perform critical force tests with greater accuracy and efficiency.

It can perform all of your basic force measurement tests, as well as more complex multi-stage tests to international standards.



Model FMS5000

Starrett®

(978) 249-3551 • starrett.com

Follow us!





CHALK

CHALK LINES

Starrett®

STARRETT

High impact-resistant ABS plastic cases that hold 4 oz of chalk. Each chalk box line includes a 100' of line with a press-to-release feature and is manufactured with 3.5X faster line rewind. The chalk line is secured with a stainless steel hook.

FEATURES

- High impact resistant ABS plastic case
- Holds 4 oz of chalk
- 100' press to release line
- 3.5x faster line rewind
- Stainless steel hook

Cat. No.	EDP	Size (oz)	Feet	Meters
KCS001-N	30733	4	100	30



STARRETT EXACT®

Starrett®
EXACT®

High impact-resistant ABS plastic cases with soft touch overmolding that hold 4 oz of chalk. Each chalk line includes a 100' of line with a press-to-release feature and 6X faster line rewind. Available as chalk line only or as a combo pack include one 4 oz bottle of chalk.

FEATURES

- High impact-resistant case
- Rubber plastic soft touch overmolding
- Holds 4 oz of chalk
- 100' press to release line and includes 50% stronger line
- 6x faster line rewind
- Stainless steel hook
- Easy feed window

Cat. No.	EDP	Size (oz)	Feet	Meters	Chalk
KCX001-N	30731				-
KCX001B-N	00152	4	100	30	Blue
KCX001R-N	00153				Red



CHALK LINES

Starrett®

NEW!

**EXACT®
PLUS**

STARRETT EXACT® PLUS

Available in 4 oz and 14 oz sizes. The 4 oz line is manufactured with a heavy duty die-cast aluminum with rubber plastic overmolding. Available as chalk line only or as a combo pack including a 4 oz bottle of chalk.

FEATURES

- Heavy-duty die-cast aluminum case
- Rubber plastic overmolding
- Holds 4 oz of chalk
- 100' press-to-release line and includes 50% stronger line
- 6x faster line rewind
- Easy feed window

Cat. No.	EDP	Size (oz)	Feet	Meters	Chalk
KCXP005-N	30730				-
KCXP005B-N	20990	4	100	30	Blue
KCXP005R-N	20991				Red



CHALK

CHALK BOXES

The 14 oz box is manufactured with heavy ABS impact resistant plastic case, with rubber plastic overmolding.

FEATURES

- 150' of line
- Oversized steel ring
- 6x faster line rewind

Cat. No.	EDP	Size (oz)	Feet	Meters
KCXP001-N	30729	14	150	45



REFILLS

CHALK

Formulated and colored to mark distinctively and lay down hard clean lines. New bottle design provides easier handling and a no-spill cap.

FEATURES

- Easy to see colors

Cat. No.	EDP	Size	Color
SC4BLU	00047	4 lb	Blue
SC4ORG	00050		Orange
SC4RED	00048		Red
SC4WHT	00049		White
SC8B	63146	8 oz	Blue
SC8O	67455		Orange
SC8R	63147		Red
SC8W	63148		White



SUC ULTRA CHALK

Formulated to provide a semi-permanent mark that will be visible over an extended time period. The new plastic bottle design incorporates an easy-to-carry handle and includes a foldable, no-spill and no-lose cap.

Cat. No.	EDP	Size	Color
SUC4BLU	00051	4lb	Permanent Blue
SUC4BLK	00052		Permanent Black
SUC4RED	00053		Permanent Red
SUC8B	68764	8oz	Permanent Blue
SUC8BLK	68766		Permanent Black
SUC8R	64487		Permanent Red





RULES AND SQUARES

RULES

STRAIGHT EDGE ALUMINUM RULE

ASE AND AMSE

Straight edge aluminum rules are parallel, made of anodized aluminum with smooth, square and straight edges. Inch or centimeter and millimeter graduation readings on either edge.

FEATURES

- Ideal for schools and shops, wood-workers, tinsmiths, metal workers, and bench applications
- They lie flat, resist bending and feature large, easy to read graduations and numbers that are heavier than conventional machine graduated scales
- Rules are 2" (50mm) wide with centimeter and millimeter graduations reading on either edge
- Accurate and flexible



Cat. No.	EDP	Length	Thickness
ASE-24	36090	24"	.081"
ASE-36	36091	36"	
ASE-48	36092	48"	
ASE-60	36093	60"	.125"
ASE-72	36094	72"	
ASE-96	36095	96"	



Cat. No.	EDP	Length	Thickness
AMSE-500	36097	500mm	2mm
AMSE-1000	36098	1000mm	3mm
AMSE-1500	36099	1500mm	
AMSE-2000	36100	2000mm	



RULES

CARPENTERS' ALUMINUM RULES

AR

Aluminum yardstick is parallel, accurate and flexible.

FEATURES

- Anodized aluminum



Cat. No.	EDP	Length	Thickness	Description	Graduation
AR-12	36101	12"	.075"	Ruled 2 Sides	English
AR-18	36102	18"			
AR-24	36103	24"			
AR2-36	36104	36"			

ALUMINUM METERSTICK

MS-2

Aluminum meterstick is parallel, accurate and flexible.

FEATURES

- This rule lies flat and features large, easy to read numbers
- Anodized aluminum



Cat. No.	EDP	Length		Thickness		Description	Graduation
		in	meters	in	mm		
MS-2	36107	39.37	1	.075	1.9	Ruled 2 Sides	English and Metric

SQUARES

FS

FRAMING SQUARE

FEATURES

- One-piece tempered steel 24" x 2" body and a 16" x 1-1/2" tongue
- Permanently stamped with 1/8" graduations
- Coating helps prevent rust

Cat. No.	EDP	Description
FS-24	36129	Professional Framing Square

RS

RAFTER SQUARE

FEATURES

- The body of the square is 24" long and 2" wide and the tongue is 16" long and 1-1/2" wide
- Graduations of 1/8" and 1/16" are on the face side and 1/10", 1/12" and 1/16" are on the back
- The square is full of useful data including rafter information and an octagonal measuring scale on the front
- Standard L-shape square with a solid one piece construction

Cat. No.	EDP	Description
RSS-24	36130	Steel, Stamped Scale
RSA-24	36131	Aluminum, Stamped Scale
RS-24	36128	Steel, Printed Scale




FS-24



RSA-24



RSS-24



RS-24

SQUARES

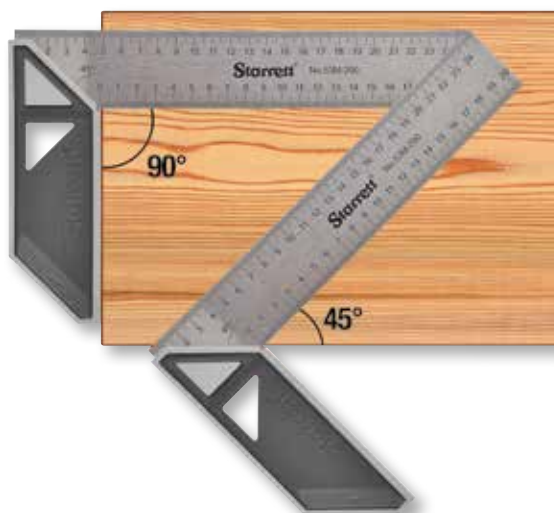

NEW!

53

CARPENTER'S TRY SQUARE

FEATURES

- Stainless steel blade
- Graduations etched on both sides of the blade
- 2" cast aluminum handle



RULES AND SQUARES

*Cat. No.	EDP	Dimension
K53-8-N	20969	8"
K53-14-N	20972	14"

* Also can be supplied metric graduation



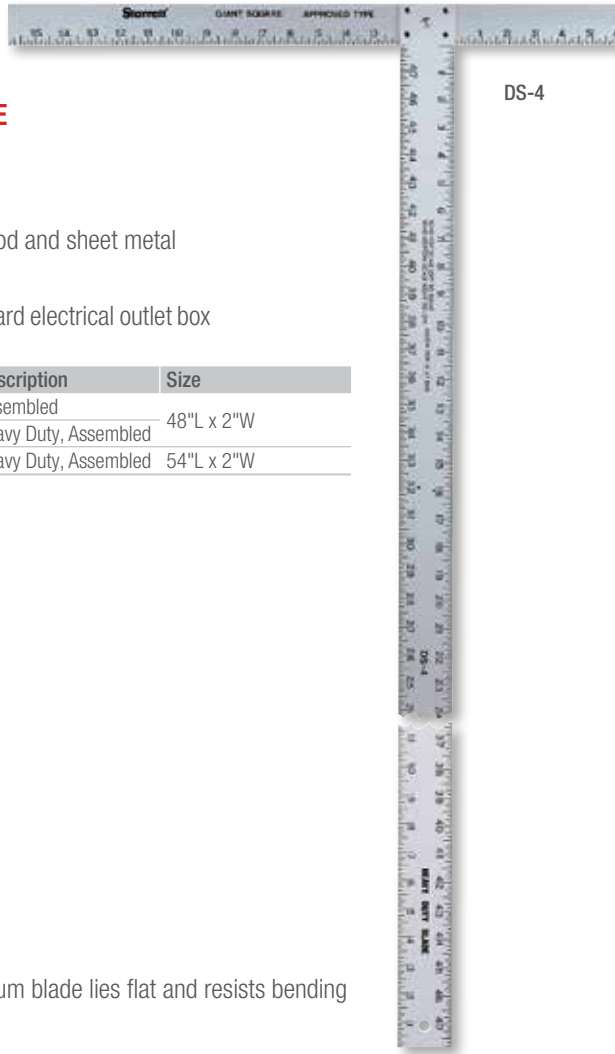
SQUARES

DRYWALL SQUARE

FEATURES

- Used for layout work on drywall, plywood and sheet metal
- The offset head is 22" x 1-1/2"
- The blade is the same width as a standard electrical outlet box

Cat. No.	EDP	Description	Size
DS-4	36119	Assembled	48"L x 2"W
DS-6	36121	Heavy Duty, Assembled	
DS-7	36381	Heavy Duty, Assembled	



DS-4

T-SQUARE

FEATURES

- 2" wide x .081" thick anodized aluminum blade lies flat and resists bending
- Large, easy-to-read numbers
- Graduations are 1/8" on one edge and 1/16" on the other

Cat. No.	EDP	Length
T-24	36134	24"
T-36	36136	36"
T-48	36138	48"



T-24



UNIVERSAL BEVEL

15

UNIVERSAL BEVEL

8" stainless steel blade and plastic handle with one spirit level vial.

FEATURES

- Blade lock for transferring angles
- Handle is ABS plastic for a comfortable grip

Cat. No.	EDP	Dimension
K15-N	00151	8"





COMBINATION SQUARES

11H, 11HC

CAST IRON HEADS

Combination square with square head includes a reversible lock bolt, scriber, spirit level (except 4"), and hardened steel, photo-engraved blade with regular or satin chrome finish. These combination squares include a cast iron head with black wrinkle finish.

FEATURES

- Reversible lock bolt, scriber, spirit level (except 4")
- Hardened steel, photo-engraved blade
- Cast iron heads with black wrinkle finish

Cat. No.	EDP	Size	Graduation	Blade
11H-4-4R	50049	4"		Regular
C11H-4-4R	56360	4"		Satin Chrome
11H-6-4R	50051	6"	4R – 8ths, 16ths, Quick Reading 32nds, 64ths	Regular
C11H-6-4R	56362	6"		Satin Chrome
C11H-6-16R	56364	6"	16R – Quick Reading 32nds, 64ths, Aircraft Quick Reading 50ths, 100ths	Satin Chrome
11H-12-4R	50055	12"		Regular
C11H-12-4R	56366	12"	4R – 8ths, 16ths, Quick Reading 32nds, 64ths	Satin Chrome
C11HC-12-4R	56367	12"		Satin Chrome - Center Head
C11H-12-16R	56368	12"	16R – Quick Reading 32nds, 64ths, Aircraft Quick Reading 50ths, 100ths	Satin Chrome



COMBINATION SQUARES

33H AND HC

FORGED AND HARDENED STEEL HEADS

Combination square with square head has the same features as the 11 Series except that the square heads are forged hardened steel with smooth, black enamel finish.

Cat. No.	EDP	Size	Graduation	Blade
C33H-6-4R	56392	6"	4R – 8ths, 16ths, Quick Reading 32nds, 64ths	Satin Chrome
C33H-6-16R	56394	6"	16R – Quick Reading 32nds, 64ths, Aircraft Quick Reading 50ths, 100ths	Satin Chrome
C33HC-6-16R	56395	6"		Satin Chrome - Center Head
33H-12-4R	50209	12"		Regular
33HC-12-4R	50210	12"	4R – 8ths, 16ths, Quick Reading 32nds, 64ths	Regular - Center Head
C33H-12-4R	56396	12"		Satin Chrome
C33HC-12-4R	56397	12"		Satin Chrome - Center Head
C33H-12-16R	56398	12"	16R – Quick Reading 32nds, 64ths, Aircraft Quick Reading 50ths, 100ths	Satin Chrome



435

CAST IRON HEADS

Combination set with square, center and reversible protractor head and blade includes a reversible lock bolt, scriber, spirit level in both square head and protractor head. Cast iron head with black wrinkle finish.

FEATURES

- Direct reading double 180° protractor scale
- Hardened steel, photo-engraved blade
- Cast iron heads with black wrinkle finish

Cat. No.	EDP	Size	Graduation	Blade
435-12-4R	51556	12"	4R – 8ths, 16ths, Quick Reading 32nds, 64ths	Regular
C435-12-4R	66682	12"		Satin Chrome - Center Head



COMBINATION SQUARES

434

FORGED AND HARDENED STEEL AND CAST IRON HEADS

Combination set with square, center and reversible protractor head and blade. The square heads and center heads are forged, hardened.

FEATURES

- Reversible lock bolts, scriber, spirit level in both square head and protractor head
- Direct reading double 180° protractor scale
- Hardened steel, photo-engraved blade
- Forged and hardened steel square and center heads
- Cast iron protractor head
- Smooth black enamel finish

Cat. No.	EDP	Size	Graduation	Blade
434-12-4R	51542	12"	4R – 8ths, 16ths, Quick Reading 32nds, 64ths	Regular
C434-12-4R	51548	12"		Satin Chrome



9

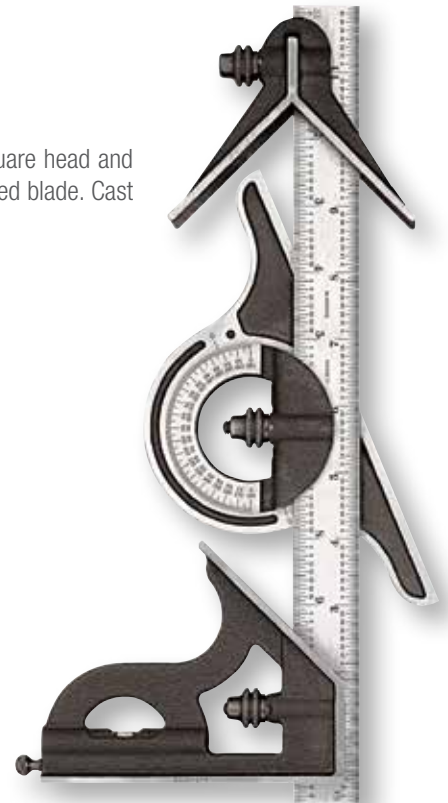
CAST IRON HEADS. USES NO. 11 SERIES HEADS

This combination set with square includes a reversible lock bolt, scriber, spirit level in both square head and protractor head, direct reading double 180° protractor scale, and hardened steel, photo-engraved blade. Cast iron heads with black wrinkle finish. Also available with satin chrome blade and protractor head.

FEATURES

- Reversible lock bolts, scriber, spirit level in both square head and protractor head
- Direct reading double 180° protractor scale
- Non-reversible protractor head
- Hardened steel, photo-engraved blade
- Cast iron heads with black wrinkle finish

Cat. No.	EDP	Size	Graduation	Blade
9-12-4R	50042	12"	4R – 8ths, 16ths, Quick Reading 32nds, 64ths	Regular
C9-12-4R	50046	12"		Satin Chrome



COMBINATION SQUARES

33J

JUNIOR COMBINATION SQUARE

Used by mechanics, toolmakers and patternmakers because of their compact, small size and light weight.

FEATURES

- Both blade and heads are smaller than on regular squares
- Heads are drop forged, hardened steel
- Smooth black enamel finished heads
- Regular finish blade

Cat. No.	EDP	Blade Length	Description	Graduation
33JH-6-4R	50229	6"	With Square Head Only	4R – 8ths, 16ths, Quick Reading 32nds, 64ths
33JH-6-16R	50231	6"		16R – Quick Reading 32nds, 64ths, Aircraft Quick Reading 50ths, 100ths
33JHC-6-4R	50230	6"	With Square Head and Center Head	4R – 8ths, 16ths, Quick Reading 32nds, 64ths
33JHC-6-16R	50232	6"		16R – Quick Reading 32nds, 64ths, Aircraft Quick Reading 50ths, 100ths



CALIPERS, DIVIDERS AND TRAMMELS

92

CARPENTERS' DIVIDERS

These dividers combine rigidity, light weight and easy handling. The legs are forged steel, well-shaped, properly tempered and highly polished. The adjustable point may be quickly removed and a common pencil inserted in its place.

FEATURES

- Sturdy construction of the joint eliminates side deflection of the legs
- Quadrant adjusting nut allows fine-adjustments for close measurements
- Check nut located between the legs locks the legs in place

Cat. No.	EDP	Size*	
		in	mm
92-6	50423	6	150
92-9	50426	9	225

*Actual capacity is one-third greater than the listed size.



85

EXTENSION DIVIDERS WITH CALIPER LEGS

Exceptionally rigid although light in weight and easy to handle. The head is made of forged steel.

FEATURES

- The hardened points are bent slightly so they can be rotated and brought closer together if desired
- Sturdy construction of the joint eliminates side deflection of the legs
- Quadrant adjusting nut allows fine-adjustments for close measurements

With Divider - Legs Only		Complete with Divider Legs, Inside and Outside Legs		Size*	
Cat. No.	EDP	Cat. No.	EDP	in	mm
85A	50398	85C	50400	7	175
85B	50399	85D	50401	9	225
85E	50402	85F	50403	12	300



CALIPERS, DIVIDERS AND TRAMMELS

50

IMPROVED TRAMMEL HEADS

These tools are used to measure the distance between points that are too great to be reached with dividers. The heads are die cast with black wrinkle finish and have hardened, forged steel divider points. The points screw into the heads, and the pencil socket accompanying each set of trammel heads can be used in place of either point.

FEATURES

- The points screw into the heads
- The heads are die cast with black wrinkle finish and have hardened, forged steel divider points
- Has an adjustable point

Cat. No.	EDP	Point Size		Description
		in	mm	
50A	50268	2-1/2	63	(Adjustable) Includes 2 Heads, 2 Points, Pencil Socket
		3	75	
50B	50269	3	75	Includes 2 Heads, 2 Points, Pencil Socket



PRECISION STEEL RULES

414

STEEL GENERAL UTILITY RULES – ENGLISH PATTERN

Tempered steel rules are designed to meet the general-utility measuring needs of schools and shops, wood-workers, tinsmiths, metalworkers, bench-work, etc.

FEATURES

- Easy to read
- 1/4" hang-hole on one end
- Graduations are heavier than conventional photo-engraved rules
- Tempered steel

Cat. No.	EDP	Length	Width x Thickness	Graduation
414-1	51499	12"	1-1/4" x 1/16"	8ths, 16ths of an Inch, Both Sides
414-2	51500	24"		



414-1



414-2



PRECISION STEEL RULES

C303R, C306R, C309R, C310R

STEEL RULES WITH INCH GRADUATIONS

All rules furnished with Starrett satin chrome finish.

FEATURES


- Full-Flexible
- Semi-Flexible
- Spring-tempered
- Heavy spring-tempered

Cat. No.	EDP	Length	Width x Thickness	Graduation	Feature Remarks
C303R-6*	51334	6"	1/2" x 1/64"	3R – Quick-Reading 10ths, Aircraft Quick-Reading 50ths, 32nds and 64ths	Full-Flexible
C304R-6*	66008	6"	1/2" x 1/64"	4R – 8ths, 16ths, Quick-Reading 32nds and 64ths	Full-Flexible
C304SRE-6*	51343	6"	3/4" x 1/50"	4R – 8ths, 16ths, Quick-Reading 32nds and 64ths; End Graduations in 32nds Both Ends, One Side	Semi-Flexible
C305R-6*	51347	6"	1/2" x 1/64"	5R – Quick-Reading 10ths, Aircraft Quick-Reading 100ths, 32nds and 64ths	Full-Flexible
C316R-6*	51374	6"	1/2" x 1/64"	16R – Quick-Reading 32nds, 64ths, Aircraft Quick-Reading 50ths and 100ths	Full-Flexible
C303SR-12	51336	12"	1" x 1/50"	3R – Quick-Reading 10ths, Aircraft Quick-Reading 50ths, 32nds and 64ths	Semi-Flexible
C304SRE-12	51344	12"	1" x 1/50"	4R – 8ths, 16ths, Quick-Reading 32nds and 64ths; End Graduations in 32nds Both Ends, One Side	Semi-Flexible
C305R-12*	51348	12"	1/2" x 1/64"	5R – Quick-Reading 10ths, Aircraft Quick-Reading 100ths, 32nds and 64ths	Full-Flexible

* Indicates rules with single row of inch figures (all rules under 1" width)



C303R-6



C304SRE-12

PRECISION STEEL RULES

604

STEEL RULES, INCH GRADUATIONS, SPRING-TEMPERED

All rules feature the Starrett satin chrome finish, except where noted. Additional sizes and variations available on special order.

STANDARD CASE FOR 6"/150MM RULES

For added convenience and protection, all 6" and 150mm rules in 1/2" and 3/4" widths (except hook rules) are furnished with a protective case with a clear front.

OPTIONAL CASE WITH CLIP

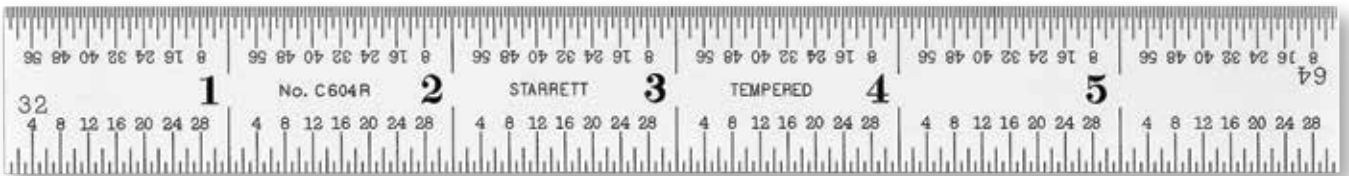
A leather-like case with pocket clip for 6" (150mm) steel rules. Rounded metal-bound edges prevent pockets from becoming worn and torn by rule corners.

Cat. No.	EDP	Length	Width x Thickness	Graduation	Feature Remarks
604R-6	52645	6"		4R – 8ths, 16ths, Quick-Reading 32nds and 64ths	Regular Steel Finish
C604R-6	52678	6"			-
C604RE-6	52660	6"	3/4" x 3/64"	4R – 8ths, 16ths, Quick-Reading 32nds and 64ths End Graduations in 32nds Both Ends, One Side	End Graduations
CH604R-6	52673	6"			
604R-12	52647	12"		4R – 8ths, 16ths, Quick-Reading 32nds and 64ths	With Reversible Hook
CH604R-12	52674	12"	1" x 3/64"		-
C604R-12	52679	12"			With Reversible Hook
610N-6*	52694	6"		10 – 32nds One Side and 64ths on Reverse Side	-
610N-12*	52695	12"	3/16" x 3/64"		Regular Steel Finish; Narrow Rule

*Indicates rules with single row of inch figures (all rules under 1" width)



C604RE-6



C604R-6

PRECISION STRAIGHT EDGES

380

STEEL STRAIGHT EDGES, NOT BEVELED, NOT GRADUATED

Steel straight edge is precision ground and finished to rigid Starrett standards. It is unexcelled for drawing or scribing straight lines and checking surfaces. 36" and longer are marked with arrows at two suspension points. If the straight edges are used on edge, they should be suspended at these two points to minimize deflection. Most jobs involve the use of straight edges.

FEATURES

- Precision ground and nicely finished to rigid Starrett standards
- Unexcelled for drawing or scribing straight lines and checking surface for straightness
- Not beveled or graduated
- Thickness and design permit shape retention and accuracy while portable and easy-to-handle

Cat. No.	EDP	Length		Width x Thickness	
		in	mm	in	mm
380-24	51440	24	600	1-13/32 x 11/64	36 x 4.4
380-36	51441	36	900	2-13/32 x 7/32	60 x 5.5



SQUARES

13

DOUBLE SQUARES WITH HARDENED BLADES

Popular with machinists, toolmakers, and patternmakers. The sliding blade is adjustable, making it practical for a wide variety of uses. The faces of the head are ground square.

FEATURES

- 4R Graduation – Quick Reading 8ths, 16ths, 32nds, 64ths

Cat. No.	EDP	Size
13A	50109	4"



STAIR GAGES


111 LONG STAIR ATTACHMENTS

Attachments clamp to a framing or rafter square. Forms a handy gage for laying out stair stringers, hip, valley and many other unusual cuts.

FEATURES

- Furnished in left and right pairs
- Nickel plated cast iron
- Ends are machined square for true work contact
- Brass clamp screw to prevent marring the blade

Cat. No.	EDP	Length	Slot Width
111	50476	1-7/8"	3/16"



470 SHORT STAIR ATTACHMENTS

Attachments clamp to a framing or rafter square. Forms a handy gage for laying out stair stringers, hip, valley, and many other unusual cuts. Fixtures have a smaller area that contacts the square blade.

FEATURES

- Furnished in left and right pairs
- Nickel plated hexagonal steel
- Brass clamp screw to prevent marring the blade
- Slotted to keep two opposite hexagonal faces at right angles to the edge of the square

Cat. No.	EDP	Length	Slot Width
470	52482	3/4"	3/16"





PRECISION MAKES THE DIFFERENCE

**YOU'VE HEARD OF THE
MOTHER OF INVENTION?**

**NOW MEET THE
FATHER OF INNOVATION**

The L.S. Starrett Company was founded by Laroy Sunderland Starrett in 1880 who had patented the first combination square in 1878. Since then, we've been following in his footsteps, creating the kind of precision tools, gages and instruments that have made the name "Starrett" synonymous with "innovation". Laroy Starrett set very high standards and we steadfastly maintain them today.



Starrett[®]

(978) 249-3551 • starrett.com

Follow us!





SLIDE CALIPERS



ELECTRONIC CALIPERS

799

This caliper is light, comfortable, easy-to-use, and constructed with features that have made Starrett slide calipers the machinist's first choice for many years. The 799 offers a slim, streamlined profile, a large, clear, easy-to-read LCD display, long battery life, and function buttons for zero and inch/mm.

FEATURES

- Lightweight, ergonomic design
- Last measuring position retained when shut off
- Large, easy-to-read, high-contrast LCD digital readout
- Inch/millimeter conversion reads .0005" or 0.01mm
- Zero at any position
- Fine adjustment thumb wheel
- Hardened stainless steel body
- Auto-Off after 30 minutes
- Integrated depth rod

Cat. No.	EDP	Range in	mm	Description
799A-6/150	67410	0 - 6	150	
799A-8/200	67412	0 - 8	200	Caliper in Fitted Plastic Case
799A-12/300	67621	0 - 12	300	



DIAL CALIPERS

1202

Provides quick, accurate measurements of outside dimensions, inside dimensions, and depth. The dial caliper is the most versatile precision hand tool on the market and has been the first choice of metal working professionals for decades.

FEATURES

- Sharp, clear dial graduations
- Sharp, black graduations on satin finished bar
- Lock screws for sliding jaw and dial bezel
- Adjustable bezel
- Thumb-operated fine adjustment roll
- Hardened stainless steel bar, measuring surfaces, rack, gears and depth rod
- Knife-edge contacts
- Positive, spring-loaded double pinion anti-backlash control
- Covered rack depth rod

Cat. No.	EDP	Range	Description
1202-6	66964	0-6"	Caliper in Fitted Case
1202-8	66979	0-8"	
1202-12	66980	0-12"	



1202F

Fractional dial caliper shows measurements as fractions on the yellow outer scale with 1/64th inch graduation, and decimal measurements on the white inner scale with 1/100th inch graduations. These functional calipers provide quick, accurate measurement of outside dimensions, inside dimensions, and depth.

FEATURES

- 1/64" graduations on the yellow outer scale, and .01" on the white inner scale
- Shows measurements as fractions
- Lock screws for sliding jaw and dial bezel
- Adjustable bezel
- Thumb-operated fine adjustment roll
- Covered rack depth rod
- Hardened stainless steel bar, measuring surfaces, rack, gears and depth rod
- Knife-edge contacts
- Positive, spring-loaded double pinion anti-backlash control

Cat. No.	EDP	Range	Description
1202F-6	68931	0-6" Fractional	Caliper in Fitted Case
1202F-8	69757	0-8" Fractional	
1202F-12	69758	0-12" Fractional	

DIAL CALIPERS

120, 120M

These tools are the only American made dial calipers. They are used by mechanics and toolmakers everywhere. Features include direct reading, ease-of-handling, reliability and accuracy, making these one of the handiest measuring tools available.

FEATURES

- Only American made dial caliper
- Direct reading, reliable and accurate
- Sharp, clear dial graduations
- Sharp, black graduations on the satin finished bar
- Knife-edge contacts for both inside and outside measurements
- One hand use with the thumb-operated, fine adjustment roll
- Lock screw for dial bezel & lock screw for holding sliding jaw in position
- Hardened stainless steel bar, measuring surfaces, rack and gears
- Positive, split-gear anti-backlash control

Cat. No.	EDP	Range	Dial Color	Description
120A-6	64514	0-6"	White	Caliper in Fitted Plastic Case
120-12	56694	0-12"		Caliper without Case



120-12



120A-6



PROTRACTORS

COMBINATION PROTRACTOR

505A-12 AND 505A-7

ALUMINUM MITER

The popular ProSite 505 protractor family consists of two 12" combination protractors, a 12" miter protractor and two 7" miter protractors. The combination protractors take the guesswork out of these functions: miter cuts, single cuts, compound miter cuts, included conversion table, protractor and roof pitches. While the miter protractors are ideal for carpenters, plumbers and all building trades that require the measuring and transferring of angles.

FEATURES

- ProSite protractors take error-prone calculations out of the process of miter cuts
- This easy-to-use tool has two laser engraved scales
- Miter cut scale transfers readings directly to the miter saw for miter joints
- Single cut scale transfers readings directly to the miter saw
- Made from durable 1/4" aluminum with smooth and precise operation
- Protractor saves time and reduces waste



Cat. No.	EDP	Description
505A-12	67752	12" Miter Protractor
505A-7	11677	7" Miter Protractor

CP505A-12

ALUMINUM COMBINATION

A 12" aluminum combination protractor, that is part of the popular ProSite 505 protractor family. This protractor is a 5-in-1 functional tool that performs: miter cut, single cut, compound cut conversion table, protractor, and roof pitches.

FEATURES

- 5-in-1 Protractor performs functions of the other ProSite miter protractors and more
- Miter and single cut readings can be transferred directly to the miter saw
- The compound conversion table is specifically for the compound miter saw and can be used for cutting crown molding
- Easily finds roof pitches



Cat. No.	EDP	Description
CP505A-12	12256	12" Combination Protractor



COMBINATION PROTRACTOR

505P-7

PLASTIC MITER

Our 7" hardened plastic miter protractor offers the same functionality as the 505A-7 protractor.



Cat. No.	EDP	Description
505P-7	12255	7" Plastic Miter Protractor

CP505E-12

ALUMINUM ELECTRONIC COMBINATION

FEATURES

- Provides direct readings for setting a saw for miter and straight cuts
- Full protractor function
- Choice of output and a full 360° swing, horizontal and vertical levels and a step by step guide including all calculations for crown molding work
- Has a knob to lock in measurements



Cat. No.	EDP	Description
CP505E-12	20939	12" Electronic Combination Protractor

970

PROTRACTOR HOLSTER

Cat. No.	EDP	Description
970	68838	Leather Holster for CP505A-12 and 505A-12



PROTRACTORS

C19 STEEL

0-180°

This steel protractor is a highly useful and accurate tool for setting bevels, transferring angles, small squaring tasks, checking cutter clearances within certain limits, and the direct reading of angles and supplementary angles.

FEATURES

- The back of the tool is flat for ease of use
- The blade can be locked firmly at any angle by the lock nut
- Double graduations from 0-180° in opposite directions permitting the direct reading of angles and supplementary angles
- 6" satin chrome blade for ease of reading and resistance to rust
- Round head

Cat. No.	EDP	Blade Length	Range
C19	50127	6"	0-180°

C182 STEEL

0-180°

Weighs 3 ounces and features a satin chrome finish. Furnished with one needle point and one cone point.

FEATURES

- Will allow the drawing of any number of radial lines at any angle through a common center
- The fulcrum point can be drawn back into the hub and frictionally held in a safe position
- Satin chrome finish for ease of reading and resistance to rust

Cat. No.	EDP	Blade Length	Range
C182	64361	6"	0-180°

C183 STEEL

0-180°

The same features as the C19, except that it has a rectangular head, thus providing four convenient working edges.

Cat. No.	EDP	Blade Length	Range
C183	50672	6"	0-180°



C19

C182

C183



BEVEL

47 UNIVERSAL

6" / 150MM

This has been improved with both offset and straight slots in the blade, with straight slots in the stock, allowing a wide variety of adjustment and angle settings that are impossible to obtain with many ordinary bevels.

Cat. No.	EDP	Blade Length	
		in	mm
47	50266	6	150






PRECISION MAKES THE DIFFERENCE



NO CONTACT IS THE SOLUTION.

Profile360™ is an in-line, real-time, non-contact solution for continuously monitoring key profile dimensions in complex shapes such as rubber, ceramic, plastic, and wood-plastic composite extrusions, roll-formed metal profiles, and profiled wire.



Starrett®

(978) 249-3551 • starrett.com

Follow us!





PUNCHES

AUTOMATIC PUNCHES

18

WITH ADJUSTABLE STROKE

This automatic center punch features a lightweight, knurled steel handle for a positive grip and easy handling.

FEATURES

- Rugged automatic punches with all-steel handles and parts
- Internal mechanism strikes a blow when downward pressure is applied
- Spring tension is constant so marks made by the point are uniform in depth and size
- The point can be easily removed for regrinding or replacement
- Adjustable cap regulates the stroke

Cat. No.	EDP	Length		Diameter		Description
		in	mm	in	mm	
18AA	50119	4	100	7/16	11	Punch
18A	50120	5	125	9/16	14	Punch
18C	56757	5-1/4	130	11/16	17	Punch, Heavy-Duty





AUTOMATIC PUNCHES

818

WITH ADJUSTABLE STROKE

This automatic center punch is lightweight with knurled aluminum handle for a positive grip and easy handling.

FEATURES

- All working internal parts made of properly hardened tool steel
- Works on metal, plastics, wood and other machinable materials
- Adjustable cap regulates the stroke



Cat. No.	EDP	Length		Diameter	
		in	mm	in	mm
818	53048	5	125	5/8	16

819

WITH ADJUSTABLE STROKE

Hinge-locating automatic center punch with adjustable stroke, combines all the features of our 818 lightweight aluminum punch with an exclusive self-centering sleeve that automatically centers starter holes for screws.

FEATURES

- Adjustable cap regulates the stroke
- Eliminates the risk of drilling off center



Cat. No.	EDP	Length		Diameter	
		in	mm	in	mm
819	53049	5	125	5/8	16

CENTER PUNCHES

117

WITH ROUND SHANKS

Made of specially selected steel, hardened and properly tempered. They are well proportioned, nicely finished and have a knurled finger grip. The points are ground at the proper angle to give maximum service, and the tips are accurately centered.

FEATURES

- Precision centered tips for accuracy
- Knurled grip for secure holding
- The points are ground at the proper angle to give maximum service
- Hardened and tempered
- Made of specially selected steel

Cat. No.	EDP	Length		Dia. at Top of Tapered Point	
		in	mm	in	mm
117AA	50482	3	75	1/16	1.5
117A	50483			5/64	2
117B	50484	4	100	3/32	2.5
117C	50485			1/8	3
117D	50486			5/32	4
117E	50487	5	125	1/4	6.5
S117PC	50488	Set of 5, 117AA, A, B, C, D in Plastic Case			



CENTER PUNCHES

264

WITH SQUARE SHANK

Center punch has a square knurled handle and will not roll when laid down. They are hardened and properly tempered. The tips are accurately centered and ground at the proper angle to give maximum service.

FEATURES

- Accurately centered tips for accuracy
- Knurled grip for secure holding
- Shape prevents rolling
- The points are ground at the proper angle to give maximum service
- Hardened and tempered
- Made of specially selected steel

Cat. No.	EDP	Length		Dia. at Top of Tapered Point		Square Thickness		
		in	mm	in	mm	in	mm	
264A	51278	3	75	1/16	1.5			
264B	51279	3-1/2	88	5/64	2			
264C	51280	3-3/4	95	3/32	2.5	3/8"	9.5mm	
264D	51281	4	100	1/8	3			
264E	51282	4-1/4	108	5/32	4			
264F	51283	4-1/2	114	3/16	5			
264G	51284	5	125	1/4	6	7/16"	11mm	
S264WB	51285	Set of 7, 264A, B, C, D, E, F, G in Round Red Plastic Box						



PRICK PUNCHES

816

The perfect punches to use when precise positioning of a point or an intersection of lines is required. The points are carefully ground to the correct taper, which is sharper than the normal center punch. This allows exact placement of the point, providing sharp impressions.

FEATURES

- Precision centered tips for accuracy
- Knurled grip for secure holding
- Points are carefully ground to the correct taper, which is sharper than the normal center punch
- Hardened and tempered
- Made of specially selected steel

Cat. No.	EDP	Length		Dia. at Top of Tapered Point	
		in	mm	in	mm
816A	53043	4	100	5/64	2
816B	53044			1/8	3
816D	53046			5/32	4
S816PC	57078			Combination Punch Set in Plastic Case. One Each 816A, B, D Prick Punches, and Two Center Punches 117AA, B	



SQUARE PUNCHES

800

Nail set has a square head that provides a large striking surface and prevents the tool from rolling.

FEATURES

- Knurled grip for secure holding
- Square head provides a large striking surface
- Beveled end prevents breakage
- Cupped punch surface to follow nail without sliding off
- Hardened and tempered
- Made of specially selected steel
- Punch diameter clearly marked on the head

Cat. No.	EDP	Length		Punch Diameter	
		in	mm	in	mm
800A	53029	4	100	1/32	0.8
800B	53030			1/16	1.5
800C	53031			3/32	2.5
800D	53032			1/8	3
800E	53033			5/32	4
S800PC	64131	Set of 5 in Protective Plastic Case. One Each of 800A, B, C, D, E			



DRIVE PIN PUNCHES

565

Drive pin punch is well proportioned, hardened, properly tempered, nicely finished, and has a knurled finger grip. Each punch has the size stamped on the head.

FEATURES

- Knurled grip for secure holding
- Hardened and tempered
- Punch diameter clearly marked on the head

Cat. No.	EDP	Length		Diameter Punch	
		in	mm	in	mm
565A	52578	4	100	1/16	1.5
565B	52579			3/32	2.5
565C	52580			1/8	3
565D	52581			5/32	4
565E	52582			3/16	5
565F	52583			7/32	5.5
565G	52584			1/4	6
565H	52585			5/16	8
S565WB	52586	Set of 8 Punches (1 of Each Size) in Round Red Plastic Box			
S565PC	52587	Set of 8 Punches (1 of Each Size) in Protective Vinyl Case			



BRASS DRIVE PIN PUNCHES

B565

Drive pin punch is well proportioned, nicely finished, and has a knurled finger grip. Each punch has the size stamped on the head. The softer brass will not damage softer materials and delicate work surfaces. Available in eight individual sizes from 1/16" to 5/16" and as a full set of eight in an attractive pouch.

FEATURES

- Knurled grip for secure holding
- Will not damage softer materials
- Non-sparking
- Punch diameter clearly marked on the head

Cat. No.	EDP	Length		Diameter Punch	
		in	mm	in	mm
B565A	12465	4	100	1/16	1.5
B565B	12466			3/32	2.5
B565C	12467			1/8	3
B565D	12468			5/32	4
B565E	12469			3/16	5
B565F	12470			7/32	5.5
B565G	12471			1/4	6
B565H	12472			5/16	8
SB565Z	12473	Set of 8 Punches (1 of Each Size) in Fabric Pouch			



DRIVE PIN PUNCHES

248

FOR MACHINE SHOP AND MOTOR SERVICE WORK

Drive pin punch is intended for machine shop and motor service work, extra long in size, measuring 8", with 4-1/2" bodies and 3-1/2" drive pin section.

FEATURES

- Knurled grip for secure holding
- Designed to withstand hard use
- For machine shop and motor service work
- Hardened and tempered
- Punch diameter clearly marked on the head
- Diameter of punches is slightly less than listed
- Extra-long, measuring 8" (200mm) total length

Cat. No.	EDP	Length		Diameter Punch	
		in	mm	in	mm
248A	51181	8	200	1/8	3
248B	51182			3/16	5
248C	51183			1/4	6
248D	51184			5/16	8
248E	51185			3/8	9.5
S248PC	51186	Set of 5 Punches (1 of Each Size) in Protective Vinyl Case			
S248	51187	Set of 5 Punches (1 of Each Size) in Plain Box			



BRASS DRIVE PIN PUNCHES

B248

FOR MACHINE SHOP AND MOTOR SERVICE WORK


Brass drive pin punch for machine shop and motor service work. Available in eight individual sizes from 3/16" to 3/8" and as a full set of four in an attractive pouch.

FEATURES

- Knurled grip for secure holding
- Will not damage softer materials
- Non-sparking
- For machine shop and motor service work
- Punch diameter clearly marked on the head
- Diameter of punches is slightly less than listed
- Extra-long, measuring 8" (200mm) total length

Cat. No.	EDP	Length		Diameter Punch	
		in	mm	in	mm
B248B	12460	8	200	3/16	5
B248C	12461			1/4	6
B248D	12462			5/16	8
B248E	12463			3/8	9.5
SB248Z	12464	Set of 4 Brass Punches (1 of Each Size) in Fabric Pouch			





PRECISION MAKES THE DIFFERENCE

GOES THE DISTANCE.

Three major product lines to meet our customer's needs with performance and quality.



Starrett®

(978) 249-3551 • starrett.com

Follow us!





SHOP TOOLS

SCRIBERS

70

POCKET SCRIBERS

Steel handle is knurled and nickel plated. The scriber point is finely tapered for precise positioning. The scriber is held firmly and is unlocked by the chuck. The hexagon-shaped head prevents rolling.

FEATURES

- The handle is made of steel, knurled, and nickel plated
- The scriber point is finely tapered for precise positioning
- The scriber is held firmly in the handle by a knurled chuck and when not in use can be reversed, telescoped into the handle, and locked by the chuck
- The hexagon-shaped head prevents rolling

Cat. No.	EDP	Point	Point Length		Handle Diameter	
			in	mm	in	mm
70A	50323	Steel	2-3/8	60	1/4	6.4
70B	50324		2-7/8	72	3/8	9.5
70AX	50327	Carbide	2-3/8	60	1/4	6.4
70BX	56092		2-7/8	72	3/8	9.5



70A



70AX



70B



70BX

SHOP TOOLS

1

ADJUSTABLE JAW CUT NIPPERS

Adjustable jaw cut nippers feature a special design that provides powerful leverage for efficient and clean cutting and is recommended for all applications involving wire cutting. These tools can be adjusted for wider jaw openings to easily cut tile and mosaics.

FEATURES

- Heat-treated steel frames for strength
- Vinyl coated handles for a firm, comfortable grip
- Jaws can be detached, resharpened or replaced
- Jaws can be adjusted on the frames
- Each jaw has an allowance of about 1/4" to cut tile or to adjust after resharpening
- Stud and stop screw on the handle can be adjusted, preventing damage from excess pressure on the jaws

Cat. No.	EDP	Size		Capacity (Max. Wire Dia.)		Jaw Width		Jaws
		in	mm	in	mm	in	mm	
1X-5 1/2	50004	5-1/2	138	.050	1.3	21/32	16.5	Carbide Tipped
1X-7	50005	7	175	.080	2	13/16	21	



SCREWDRIVERS

555

JEWELERS

Watch and clockmakers, jewelers, opticians, toolmakers and others will find these screwdrivers especially adaptable for fine, delicate work. The swivel knobs are concave to fit the finger and are hexagonal in shape to prevent rolling. Screwdrivers are available individually or in sets.

FEATURES

- For relatively small and very delicate work
- Bodies are made from knurled, nickel-plated steel

Cat. No.	EDP	Blade Width		Phillips Blade No.
		Inch	mm	
555AA	52549	.025	0.6	-
555A	52550	.040	1	-
555B	52551	.055	1.4	-
555C	52552	.070	1.8	-
555D	52553	.080	2	-
555E	52554	.100	2.5	-
555F	52561	-	-	#0
S555Z-6	52564	Set of 6 Screwdrivers – 555AA, A, B, C, D, E – In Case		
S555Z-7	52566	Set of 7 Screwdrivers – 555AA, A, B, C, D, E, F – In Case		



SCREWDRIVERS

551

PRECISION

Screwdrivers with soft-touch handle are lightweight and have a very ergonomic design, making them easy to work with while remaining a rugged product. The blade/contacts are made of chrome-vanadium, molybdenum steel, hardened and chrome-plated, allowing them to hold up well in the toughest applications.

FEATURES

- Precision-machined tips for top quality and exact fit
- Vapor-chromed non-slip tips
- Hardened for maximum durability
- Tapered handles are proportioned to blade and allow rapid rotation
- Spin-free finger control cap for precise turning and control

Cat. No.	EDP	Blade Width		Phillips Blade No.
		Inch	mm	
551A	67195	.060	1.5	-
551B	67196	.080	2.0	-
551C	67197	.100	2.5	-
551D	67198	.120	3.0	-
551E	67199	-	-	#00
551F	67200	-	-	#0
551G	67201	-	-	#1
S551Z-7	67203	Set of 7 Screwdrivers With Case – 551A, B, C, D, E, F, G		



DEPTH GAGES

237 RULE DEPTH GAGES

This depth gage is very handy and can be used to quickly obtain measurements in 64th of an inch by simply adjusting the rule to the required depth. Graduations at 32nds, and 64ths. Head length is 2-5/8" x 1/8".

FEATURES

- Nicely finished, hardened steel head
- 6" photo engraved, tempered steel rule
- Gage adjusts and locks into position by a knurled nut
- Base is cut out on one side permitting easier readings
- 6" hook rule also available

Cat. No.	EDP	Graduation	Head Length x Width
237	51080	32nds, 64ths	2-5/8" x 1/8"



DEPTH GAGES


236 COMBINATION STEEL RULE DEPTH/ANGLE GAGES

This tool is a versatile gage that can be used for calipering, as a depth gage by reversing the rule and a protractor. It is a simple, handy tool that is a welcome addition to any machinist's toolbox.

FEATURES

- Rule can be set to 30°, 45°, and 60°
- Head is made of hardened steel, ground, and nicely polished 2-5/8" long and 1/8" wide
- Recessed center head provides more accurate readings
- Tempered, photo engraved rule that locks into head with knurled nut

Cat. No.	EDP	Graduation	Angle Degrees	Description
236	51074	32nds, 64ths	30, 45, 60	6" Combination Gage



DRILL AND WIRE GAGES

187 JOBBERS' DRILL GAGE, HARDENED

Provides quick sizing of any twist drill from 1/16 to 1/2" by 64ths. Includes 29 holes that are marked with drill size in inches and decimal equivalents. Approximately 5/64" thick by 2-5/16" wide by 6-1/4" long.

FEATURES

- Rigidly tested after hardening
- Black matte finish with gage information steel stamped on one side and white marked on reverse for quick, clear reading

Cat. No.	EDP	Description
187	50677	Jobbers' Drill Gage




198 STANDARD LETTER SIZE DRILL GAGE

This tool provides quick, convenient checking of letter size drills. Twenty-six holes are provided, giving corresponding drill sizes from "A" through "Z" with decimal equivalents from .234" diameter through .413" diameter.

FEATURES

- Approximate 5/64" thick by 2-5/16" wide and 6-1/4" long
- Hardened with a satin finish
- Tested for accuracy after hardening

Cat. No.	EDP	Description
198	50718	Standard Letter Size Drill Gage



SHOP TOOLS

29 SCRATCH GAGE

Useful tool for scribing lines parallel to a given surface. It is made of steel and the head is hardened. The gage is securely locked by a knurled clamp screw and split bushing in beam by a screw. The beam is graduated a full 6" by 64ths of an inch, and fine adjustments may be made by slight rotation of the head. The marker is a square piece of thin tempered-steel firmly held against the edge of the made by a slight rotating movement of the head.

FEATURES

- Made of steel with a hardened head
- Knurled clamp screw and split bushing in head locks tool in place
- The marker consists of square piece of thin tempered-steel firmly held against the edge of the beam by a screw
- 6" beam is graduated by 64ths

Cat. No.	EDP	Size Beam	Graduation
29B	50201	6" (150mm)	64ths





PRECISION MAKES THE DIFFERENCE

FOR OVER 130 YEARS, WITH INNOVATIVE TECHNOLOGIES.

More than 5,000 products including precision tools, vision systems, force measurement systems, non-contact measurement systems, profile projectors, band saw blades, band saw machines, hand tools and power tools accessories.

Read more: www.starrett.com



Starrett®

(978) 249-3551 • starrett.com

Follow us!





LUBRICANT



INDUSTRIAL LUBRICANT

M1[®]

M1[®] produces a micro-thin, airtight coating that simultaneously dries as it protects, avoiding dirt, grime, etc. It dries and will not attract dirt, dust or other contaminants as other leading lubricants do.

FEATURES

- Silicone free
- Stands up to extreme temperatures
- Penetrates quickly to free frozen nuts, bolts and metal parts
- Removes grease, tar and grime from metal parts and painted surfaces
- Cleans and polishes for lasting protection
- Protects metal against rust and corrosion damage
- Instant lubrication properties that spread into hard-to-reach areas to stop squeaking and sticking
- Gets under moisture to lift it away from the surface
- Prevents short circuits in high moisture environments

Cat. No.	EDP	Description
M-1.95173	95173	Case of 12 - 12oz Spray Cans
M-1.01	93221	Case of 4 - 1 Gal. (3.8 liter) Containers
M-1.05	93227	Pail - 5 Gal. (19 liters)
M-1.53	93233	Drum - 53 Gal. (200 liters)

M1[®] SPRAY BOTTLE

16oz. spray dispenser bottle can be used and refilled which saves you money and prevents the unwanted waste and disposal of empty cans.

FEATURES

- Prevents unwanted waste of empty cans
- Refillable from bulk containers of M1[®]
- Holds up to 16 fl. oz. of M1[®]

Cat. No.	EDP	Description
M-1.15	93251	Case of 4 - 1 Pint (0.5 liter) Empty Spray Bottles





INDEX

A

ARBORS AND ACCESSORIES	22–30
Arbor Adaptor	26
Arbor Extension	26
Arbor Pilot Drill	27
Arbor with Carbide Drill	26
Core Ejector	29
Debris Collector	30
Ejector Spring	26
Extended Length Arbor	26
High Speed Steel Arbor with Pilot Drill	26
Kwik Change Arbor System	24–25
Locking Arbor	26
"Oops" Arbor	28
SDS Plus Shank with Pilot Drill	27
Ulti-Mate Rapid Release Arbor System	22–23

C

CALIPERS, DIVIDERS AND TRAMMELS	98–99
CARBIDE GRIT ROD SAW	37
CHALK	83–86
Chalk Lines	84–85
Refills	86
SUC Ultra Chalk	86

H

HACKSAWS	31–39
Bi-Metal HSS	38
Carbide Grit	37
Frames	32–37
Bi-Metal Compass Saw	34
High Carbon Steel	36
High Speed Steel Safe-Flex	36
PVC Saws	35–36
Pneumatic	48
Redstripe HSS	39
HOLE SAWS	9–30
Bi-Metal	12–15
Cordless SmoothCut (CSC)	15
Deep Cut Bi-Metal (DCH)	13
Deep Cut with Arbor	14
Fast Cut Bi-Metal (FCH)	12
Diamond Grit	20
Diamond Tile Drills	19
Diamond Tile Drill Guide	19
Tile Drill Water Bottle	19
Kits	21
Special Purpose	16–18
High Performance Triple Chip Tungsten Carbide (CT)	17
Tungsten Carbide Tipped Multi-Purpose (MPH)	16
Tungsten Carbide Tipped Stainless Steel Sheet Metal (SM)	18

J

JIG SAWS	41–44
bi-metal unique®	42
Dual Cut®	43
Kits	44
Unified Shank	42–43

K

KEY CADDY	56
----------------------------	-----------

L

LEVELS	67–78
Box Beam	70–71
Cross Test	78
Hardwood	74–75
Brass Bound	74
Master Pro	75
I-Beam	72–73
Pocket	77
Specialty	76
AM Angle Meter	76
BE-1 Bull's-Eye Circular Level	76
Torpedo	68–69

LONG TAPES	57–60
-----------------------------	--------------

Fiberglass Blade	59–60
Replacement Blades - Steel Blade	58
Steel Blade	57–58

LUBRICANT	139–140
----------------------------	----------------

M1® All Purpose Lubricant	140
-------------------------------------	-----

M

MEASURE STIX™	56
--------------------------------	-----------

MEASURING TAPES	51–60
----------------------------------	--------------

Starrett	53
Starrett Exact®	54
Starrett Exact® Plus	55

P

PLUMB BOBS	79–81
-----------------------------	--------------

Solid Brass	81
Solid Steel	80
Steel	81

PORTABLE BAND SAWS	49–50
-------------------------------------	--------------

Univerz™	50
--------------------	----

PROTRACTORS 111–115
 Bevel Protractors 115
 Combination Protractors 112–113
 Protractor Holster 113
 Steel Protractors 114

PUNCHES 117–127
 Automatic Punches 118–119
 Brass Drive Pin Punches 125, 127
 Center Punches 120–121
 Drive Pin Punches 124, 126
 Prick Punches 122
 Square Punches 123

R
RECIPROCATING BLADES 45–48
 General Purpose 46
 Straight Shape 46
 Tapered Shape 46
 King Cut 47
 Kits 48
 Pallet Dismantling 48
 Special Purpose 47
 Carbide Cutting 47
 Plaster Cutting 47
 Scroll Cutting 47

RULES AND SQUARES 87–105
 Carpenters' Rule 89
 Carpenter's Try Square 91
 Combination Squares 94–97
 Double Squares 104
 Drywall Squares 92
 Framing Squares 90
 Meterstick 89
 Rafter Squares 90
 Steel Rules 100–102
 Straight Edge Rules 88
 Straight Edges 103
 T-Squares 92

S
SHOP TOOLS 129–137
 Adjustable Jaw Cut Nippers 131
 Depth Gages 134–135
 Drill and Wire Gages 136
 Pocket Scribes 130
 Scratch Gages 137
 Screwdrivers 132–133

SLIDE CALIPERS 107–110
 Dial Calipers 109–110
 Electronic Calipers 108

STAIR GAGES 105

U
UNIVERSAL BEVEL 93
UTILITY KNIVES 61–66
 Hidden Edge Retractable Knife 64
 Replacement Blades 66
 Starrett Automatic Locking Knife 62
 Starrett Exact® Automatic Locking Knife 63
 Starrett Exact® Plus Automatic Locking Knife 65
 Starrett Exact® Plus Folding Knife 65
 Starrett Exact® Plus Retractable Knife 65
 Starrett Exact® Screw Locking Knife 63
 Starrett Slide Locking Knife 62
 Utility Knife Holster 64

1X-5 1/2	Adjustable Jaw Cut Nipper	131	248A	Drive Pin Punch	126
1X-7	Adjustable Jaw Cut Nipper	131	248B	Drive Pin Punch	126
9-12-4R	Combination Square	96	248C	Drive Pin Punch	126
11H-4-4R	Combination Square	94	248D	Drive Pin Punch	126
11H-6-4R	Combination Square	94	248E	Drive Pin Punch	126
11H-12-4R	Combination Square	94	264A	Center Punch	121
13A	Double Square	104	264B	Center Punch	121
18AA	Automatic Punch	118	264C	Center Punch	121
18A	Automatic Punch	118	264D	Center Punch	121
18C	Automatic Punch	118	264E	Center Punch	121
29B	Scratch Gage	137	264F	Center Punch	121
33H-12-4R	Combination Square	95	264G	Center Punch	121
33HC-12-4R	Combination Square	95	380-24	Straight Edge	103
33JH-6-4R	Junior Combination Square	97	380-36	Straight Edge	103
33JH-6-16R	Junior Combination Square	97	414-1	Steel General Utility Rule	100
33JHC-6-4R	Junior Combination Square	97	414-2	Steel General Utility Rule	100
33JHC-6-16R	Junior Combination Square	97	434-12-4R	Combination Square	96
47	Universal Bevel Protractor	115	435-12-4R	Combination Square	95
50A	Improved Trammel Head	99	470	Short Stair Attachment	105
50B	Improved Trammel Head	99	505A-7	Aluminum Miter Protractor	112
70A	Pocket Scriber	130	505A-12	Aluminum Miter Protractor	112
70AX	Pocket Scriber	130	505P-7	Plastic Protractor	113
70B	Pocket Scriber	130	530-15CM	Starrett Exact® Long Tape	58
70BX	Pocket Scriber	130	530-30CM	Starrett Exact® Long Tape	58
85A	Extension Divider with Caliper Legs	98	530-50	Starrett Exact® Long Tape	58
85B	Extension Divider with Caliper Legs	98	530-100	Starrett Exact® Long Tape	58
85E	Extension Divider with Caliper Legs	98	530CI-600	Starrett Exact® Long Tape	58
92-6	Carpenters' Divider	98	530JT-50	Starrett Exact® Long Tape	58
92-9	Carpenters' Divider	98	551A	Precision Screwdriver	133
111	Long Stair Attachment	105	551B	Precision Screwdriver	133
117AA	Center Punch	120	551C	Precision Screwdriver	133
117A	Center Punch	120	551D	Precision Screwdriver	133
117B	Center Punch	120	551E	Precision Screwdriver	133
117C	Center Punch	120	551F	Precision Screwdriver	133
117D	Center Punch	120	551G	Precision Screwdriver	133
117E	Center Punch	120	555AA	Jewelers Screwdriver	132
120-12	Dial Caliper	110	555A	Jewelers Screwdriver	132
120A-6	Dial Caliper	110	555B	Jewelers Screwdriver	132
134	Cross Test Level	78	555C	Jewelers Screwdriver	132
135A	Pocket Level	77	555D	Jewelers Screwdriver	132
135B	Pocket Level	77	555E	Jewelers Screwdriver	132
136	Cross Test Level	78	555F	Jewelers Screwdriver	132
148-12	PVC Saw	35	565A	Drive Pin Punch	124
148-18	PVC Saw	35	565B	Drive Pin Punch	124
177A	Steel Plumb Bob	81	565C	Drive Pin Punch	124
177B	Steel Plumb Bob	81	565D	Drive Pin Punch	124
177C	Steel Plumb Bob	81	565E	Drive Pin Punch	124
177D	Steel Plumb Bob	81	565F	Drive Pin Punch	124
187	Jobbers' Drill Gage	136	565G	Drive Pin Punch	124
198	Standard Letter Size Drill Gage	136	565H	Drive Pin Punch	124
236	Depth Gage	135	604R-6	Steel Rule	102
237	Depth Gage	134	604R-12	Steel Rule	102

610N-1	Steel Rule	102	A6	Kwik Change Arbor	24
610N-6	Steel Rule	102	A7	Ejector Spring	26
799A-6/150	Electronic Caliper	108	A10-E	Extended Length Arbor	26
799A-8/200	Electronic Caliper	108	A10	High Speed Steel Arbor with Pilot Drill.	26
799A-12/300	Electronic Caliper	108	A12	Arbor Adaptor	26
800A	Square Punch	123	A014CE	High Speed Steel Arbor Pilot Drill	27
800B	Square Punch	123	A014	High Speed Steel Arbor Pilot Drill	27
800C	Square Punch	123	A15	Arbor Extension.	26
800D	Square Punch	123	A015C	Kwik Change Arbor	24
800E	Square Punch	123	A17-38E	Locking Arbor	26
816A	Prick Punch	122	A19	"Oops" Arbor	28
816B	Prick Punch	122	ADCH0034	Deep Cut with Arbor	14
816D	Prick Punch	122	ADCH0078	Deep Cut with Arbor	14
818	Automatic Punch.	119	ADCH0100	Deep Cut with Arbor	14
819	Automatic Punch.	119	ADCH0112	Deep Cut with Arbor	14
968	Utility Knife Holster	64	ADCH0114	Deep Cut with Arbor	14
970	Protractor Holster	113	ADCH0116	Deep Cut with Arbor	14
1202-6	Dial Caliper	109	ADCH0118	Deep Cut with Arbor	14
1202-8	Dial Caliper	109	ADCH0134	Deep Cut with Arbor	14
1202-12	Dial Caliper	109	ADCH0136	Deep Cut with Arbor	14
1202F-6	Dial Caliper	109	ADCH0138	Deep Cut with Arbor	14
1202F-8	Dial Caliper	109	ADCH0156	Deep Cut with Arbor	14
1202F-12	Dial Caliper	109	ADCH0158	Deep Cut with Arbor	14
A1-1E	SDS Plus Shank with Pilot Drill	27	ADCH0176	Deep Cut with Arbor	14
A1-1	SDS Plus Shank with Pilot Drill	27	ADCH0178	Deep Cut with Arbor	14
A1-E	Extended Length Arbor	26	ADCH0196	Deep Cut with Arbor	14
A1	High Speed Steel Arbor with Pilot Drill.	26	ADCH0200	Deep Cut with Arbor	14
A2-1E	SDS Plus Shank with Pilot Drill	27	ADCH0212	Deep Cut with Arbor	14
A2-1	SDS Plus Shank with Pilot Drill	27	ADCH0214	Deep Cut with Arbor	14
A2-E	Extended Length Arbor	26	ADCH0216	Deep Cut with Arbor	14
A2	High Speed Steel Arbor with Pilot Drill.	26	ADCH0218	Deep Cut with Arbor	14
A3-3	ULTI-MATE Hole Saw Adaptor.	22	ADCH0234	Deep Cut with Arbor	14
A3-4	ULTI-MATE Hole Saw Adaptor.	22	ADCH0238	Deep Cut with Arbor	14
A3-5	ULTI-MATE Hole Saw Adaptor.	22	ADCH0256	Deep Cut with Arbor	14
A3-6	ULTI-MATE Hole Saw Adaptor.	22	ADCH0258	Deep Cut with Arbor	14
A3-7	ULTI-MATE Hole Saw Adaptor.	22	ADCH0278	Deep Cut with Arbor	14
A3-8	ULTI-MATE Hole Saw Adaptor.	22	ADCH0296	Deep Cut with Arbor	14
A3	ULTI-MATE Hole Saw Adaptor.	22	ADCH0300	Deep Cut with Arbor	14
A4-E	Extended Length Arbor	26	ADCH0312	Deep Cut with Arbor	14
A4	High Speed Steel Arbor with Pilot Drill.	26	ADCH0314	Deep Cut with Arbor	14
A5	Arbor Extension.	26	ADCH0318	Deep Cut with Arbor	14
A6-1	Kwik Change Arbor	24	ADCH0334	Deep Cut with Arbor	14
A6-2	Kwik Change Arbor	24	ADCH0338	Deep Cut with Arbor	14
A6-3	Kwik Change Arbor	24	ADCH0358	Deep Cut with Arbor	14
A6-4	Kwik Change Arbor Kit.	24	ADCH0378	Deep Cut with Arbor	14
A6-5	Kwik Change Arbor Kit.	24	ADCH0400	Deep Cut with Arbor	14
A6-6	Kwik Change Arbor Kit.	24	ADCH0412	Deep Cut with Arbor	14
A6-7	Kwik Change Arbor Kit.	24	ADCH0414	Deep Cut with Arbor	14
A6-8	Kwik Change Arbor Kit.	24	ADCH0418	Deep Cut with Arbor	14
A6-9	Kwik Change Arbor Kit.	24	ADCH0434	Deep Cut with Arbor	14
A6-10	Kwik Change Arbor Kit.	24	ADCH0438	Deep Cut with Arbor	14
A6-11	Kwik Change Arbor Kit.	24	ADCH0500	Deep Cut with Arbor	14

ADCH0512	Deep Cut with Arbor	14	B610-50	Straight Shape Reciprocating Blade	46
ADCH0600	Deep Cut with Arbor	14	B614-2	Straight Shape Reciprocating Blade	46
ADCH1036	Deep Cut with Arbor	14	B614-5	Straight Shape Reciprocating Blade	46
ADCH1056	Deep Cut with Arbor	14	B614-20	Straight Shape Reciprocating Blade	46
ADCH1116	Deep Cut with Arbor	14	B614-50	Straight Shape Reciprocating Blade	46
ADCH1136	Deep Cut with Arbor	14	B618-2	Straight Shape Reciprocating Blade	46
AM-2	Angle Meter	76	B618-5	Straight Shape Reciprocating Blade	46
AMSE-500	Straight Edge Aluminum Rule	88	B618-20	Straight Shape Reciprocating Blade	46
AMSE-1000	Straight Edge Aluminum Rule	88	B618-50	Straight Shape Reciprocating Blade	46
AMSE-1500	Straight Edge Aluminum Rule	88	B624-2	Straight Shape Reciprocating Blade	46
AMSE-2000	Straight Edge Aluminum Rule	88	B624-5	Straight Shape Reciprocating Blade	46
AR2-36	Carpenters' Aluminum Rule	89	B624-20	Straight Shape Reciprocating Blade	46
AR-12	Carpenters' Aluminum Rule	89	B624-50	Straight Shape Reciprocating Blade	46
AR-18	Carpenters' Aluminum Rule	89	B810P-250	Pallet Dismantling Blade	48
AR-24	Carpenters' Aluminum Rule	89	B818-2	Straight Shape Reciprocating Blade	46
ASE-24	Straight Edge Aluminum Rule	88	B818-5	Straight Shape Reciprocating Blade	46
ASE-36	Straight Edge Aluminum Rule	88	B818-20	Straight Shape Reciprocating Blade	46
ASE-48	Straight Edge Aluminum Rule	88	B818-50	Straight Shape Reciprocating Blade	46
ASE-60	Straight Edge Aluminum Rule	88	B910P-20	Pallet Dismantling Blade	48
ASE-72	Straight Edge Aluminum Rule	88	B910P-250	Pallet Dismantling Blade	48
ASE-96	Straight Edge Aluminum Rule	88	BE-1	Bull's Eye Circular Level	76
B66-2	Straight Shape Reciprocating Blade	46	BM10B	Univerz™ Band Saw Blade	50
B66-5	Straight Shape Reciprocating Blade	46	BM10	Univerz™ Band Saw Blade	50
B66-20	Straight Shape Reciprocating Blade	46	BM14B	Univerz™ Band Saw Blade	50
B66-50	Straight Shape Reciprocating Blade	46	BM14	Univerz™ Band Saw Blade	50
B248B	Brass Drive Pin Punch	127	BM18B	Univerz™ Band Saw Blade	50
B248C	Brass Drive Pin Punch	127	BM18	Univerz™ Band Saw Blade	50
B248D	Brass Drive Pin Punch	127	BM24B	Univerz™ Band Saw Blade	50
B248E	Brass Drive Pin Punch	127	BM24	Univerz™ Band Saw Blade	50
B414-2	Straight Shape Reciprocating Blade	46	BM1014B	Univerz™ Band Saw Blade	50
B414-5	Straight Shape Reciprocating Blade	46	BM1014	Univerz™ Band Saw Blade	50
B414-20	Straight Shape Reciprocating Blade	46	BM1418B	Univerz™ Band Saw Blade	50
B414-50	Straight Shape Reciprocating Blade	46	BM1418	Univerz™ Band Saw Blade	50
B418-2	Straight Shape Reciprocating Blade	46	BR618-2	King Cut Reciprocating Blade	47
B418-5	Straight Shape Reciprocating Blade	46	BR618-5	King Cut Reciprocating Blade	47
B418-20	Straight Shape Reciprocating Blade	46	BR618-20	King Cut Reciprocating Blade	47
B418-50	Straight Shape Reciprocating Blade	46	BR618-50	King Cut Reciprocating Blade	47
B424-2	Straight Shape Reciprocating Blade	46	BR818-2	King Cut Reciprocating Blade	47
B424-5	Straight Shape Reciprocating Blade	46	BR818-5	King Cut Reciprocating Blade	47
B424-20	Straight Shape Reciprocating Blade	46	BR818-20	King Cut Reciprocating Blade	47
B424-50	Straight Shape Reciprocating Blade	46	BR818-50	King Cut Reciprocating Blade	47
B565A	Brass Drive Pin Punch	125	BR61014-2	King Cut Reciprocating Blade	47
B565B	Brass Drive Pin Punch	125	BR61014-5	King Cut Reciprocating Blade	47
B565C	Brass Drive Pin Punch	125	BR61014-20	King Cut Reciprocating Blade	47
B565D	Brass Drive Pin Punch	125	BR61014-50	King Cut Reciprocating Blade	47
B565E	Brass Drive Pin Punch	125	BR81014-2	King Cut Reciprocating Blade	47
B565F	Brass Drive Pin Punch	125	BR81014-5	King Cut Reciprocating Blade	47
B565G	Brass Drive Pin Punch	125	BR81014-20	King Cut Reciprocating Blade	47
B565H	Brass Drive Pin Punch	125	BR81014-50	King Cut Reciprocating Blade	47
B610-2	Straight Shape Reciprocating Blade	46	BR91014-2	King Cut Reciprocating Blade	47
B610-5	Straight Shape Reciprocating Blade	46	BR91014-5	King Cut Reciprocating Blade	47
B610-20	Straight Shape Reciprocating Blade	46	BR91014-20	King Cut Reciprocating Blade	47

BR91014-50	King Cut Reciprocating Blade	47	BT96-20	Tapered Shape Reciprocating Blade	46
BR121014-2	King Cut Reciprocating Blade	47	BT96-50	Tapered Shape Reciprocating Blade	46
BR121014-5	King Cut Reciprocating Blade	47	BT123-2	Tapered Shape Reciprocating Blade	46
BR121014-20	King Cut Reciprocating Blade	47	BT123-5	Tapered Shape Reciprocating Blade	46
BR121014-50	King Cut Reciprocating Blade	47	BT123-20	Tapered Shape Reciprocating Blade	46
BS226-5	Pneumatic Reciprocating Blade	48	BT123-50	Tapered Shape Reciprocating Blade	46
BS226-20	Pneumatic Reciprocating Blade	48	BT126-2	Tapered Shape Reciprocating Blade	46
BS226-50	Pneumatic Reciprocating Blade	48	BT126-5	Tapered Shape Reciprocating Blade	46
BS227-5	Pneumatic Reciprocating Blade	48	BT126-20	Tapered Shape Reciprocating Blade	46
BS227-20	Pneumatic Reciprocating Blade	48	BT126-50	Tapered Shape Reciprocating Blade	46
BS227-50	Pneumatic Reciprocating Blade	48	BT910-2	Tapered Shape Reciprocating Blade	46
BS228-5	Pneumatic Reciprocating Blade	48	BT910-5	Tapered Shape Reciprocating Blade	46
BS228-20	Pneumatic Reciprocating Blade	48	BT910-20	Tapered Shape Reciprocating Blade	46
BS228-50	Pneumatic Reciprocating Blade	48	BT910-50	Tapered Shape Reciprocating Blade	46
BS229-5	Pneumatic Reciprocating Blade	48	BT6610-2	Tapered Shape Reciprocating Blade	46
BS229-20	Pneumatic Reciprocating Blade	48	BT6610-5	Tapered Shape Reciprocating Blade	46
BS229-50	Pneumatic Reciprocating Blade	48	BT6610-20	Tapered Shape Reciprocating Blade	46
BS1018	High Speed Steel Safe-Flex Hacksaw	36	BT6610-50	Tapered Shape Reciprocating Blade	46
BS1024	High Speed Steel Safe-Flex Hacksaw	36	BT12610-2	Tapered Shape Reciprocating Blade	46
BS1032	High Speed Steel Safe-Flex Hacksaw	36	BT12610-5	Tapered Shape Reciprocating Blade	46
BS1210-5	Bi-Metal HSS Hacksaw	38	BT12610-20	Tapered Shape Reciprocating Blade	46
BS1214-3	High Speed Steel Safe-Flex Hacksaw	36	BT12610-50	Tapered Shape Reciprocating Blade	46
BS1214-5	Bi-Metal HSS Hacksaw	38	BT91014DT-2	Replacement Blade	34
BS1218-3	High Speed Steel Safe-Flex Hacksaw	36	BT121014-2	Tapered Shape Reciprocating Blade	46
BS1218	High Speed Steel Safe-Flex Hacksaw	36	BT121014-5	Tapered Shape Reciprocating Blade	46
BS1224	High Speed Steel Safe-Flex Hacksaw	36	BT121014-20	Tapered Shape Reciprocating Blade	46
BS1232	High Speed Steel Safe-Flex Hacksaw	36	BT121014-50	Tapered Shape Reciprocating Blade	46
BS1406-6	Bi-Metal HSS Hacksaw	38	BTR6610-2	King Cut Reciprocating Blade	47
BS1406-7	Bi-Metal HSS Hacksaw	38	BTR6610-5	King Cut Reciprocating Blade	47
BS1410-5	Bi-Metal HSS Hacksaw	38	BTR6610-20	King Cut Reciprocating Blade	47
BS1410-6	Bi-Metal HSS Hacksaw	38	BTR6610-50	King Cut Reciprocating Blade	47
BS1414-5	Bi-Metal HSS Hacksaw	38	BTR8610-2	King Cut Reciprocating Blade	47
BS1706-6	Bi-Metal HSS Hacksaw	38	BTR8610-5	King Cut Reciprocating Blade	47
BS1710-6	Bi-Metal HSS Hacksaw	38	BTR8610-20	King Cut Reciprocating Blade	47
BS1804-7	Bi-Metal HSS Hacksaw	38	BTR8610-50	King Cut Reciprocating Blade	47
BS1804-8	Bi-Metal HSS Hacksaw	38	BTR9610-2	King Cut Reciprocating Blade	47
BS1806-6	Bi-Metal HSS Hacksaw	38	BTR9610-5	King Cut Reciprocating Blade	47
BS1806-7	Bi-Metal HSS Hacksaw	38	BTR9610-20	King Cut Reciprocating Blade	47
BS1806-8	Bi-Metal HSS Hacksaw	38	BTR9610-50	King Cut Reciprocating Blade	47
BS1810-6	Bi-Metal HSS Hacksaw	38	BTR12610-2	King Cut Reciprocating Blade	47
BS2104-8	Bi-Metal HSS Hacksaw	38	BTR12610-5	King Cut Reciprocating Blade	47
BS2106-8	Bi-Metal HSS Hacksaw	38	BTR12610-20	King Cut Reciprocating Blade	47
BT63-2	Tapered Shape Reciprocating Blade	46	BTR12610-50	King Cut Reciprocating Blade	47
BT63-5	Tapered Shape Reciprocating Blade	46	BTR61014-2	King Cut Reciprocating Blade	47
BT63-20	Tapered Shape Reciprocating Blade	46	BTR61014-5	King Cut Reciprocating Blade	47
BT63-50	Tapered Shape Reciprocating Blade	46	BTR61014-20	King Cut Reciprocating Blade	47
BT66-2	Tapered Shape Reciprocating Blade	46	BTR61014-50	King Cut Reciprocating Blade	47
BT66-5	Tapered Shape Reciprocating Blade	46	BTR81014-2	King Cut Reciprocating Blade	47
BT66-20	Tapered Shape Reciprocating Blade	46	BTR81014-5	King Cut Reciprocating Blade	47
BT66-50	Tapered Shape Reciprocating Blade	46	BTR81014-20	King Cut Reciprocating Blade	47
BT96-2	Tapered Shape Reciprocating Blade	46	BTR81014-50	King Cut Reciprocating Blade	47
BT96-5	Tapered Shape Reciprocating Blade	46	BTR91014-2	King Cut Reciprocating Blade	47

BTR91014-5	King Cut Reciprocating Blade	47	BU232-20	bi-metal unique® Jig Saw	42
BTR91014-20	King Cut Reciprocating Blade	47	BU232	bi-metal unique® Jig Saw	42
BTR91014-50	King Cut Reciprocating Blade	47	BU310DT-2	bi-metal unique® Jig Saw	42
BTR121014-2	King Cut Reciprocating Blade	47	BU310DT-20	bi-metal unique® Jig Saw	42
BTR121014-5	King Cut Reciprocating Blade	47	BU310DT	bi-metal unique® Jig Saw	42
BTR121014-20	King Cut Reciprocating Blade	47	BU310T-2	bi-metal unique® Jig Saw	42
BTR121014-50	King Cut Reciprocating Blade	47	BU310T-20	bi-metal unique® Jig Saw	42
BU1	Jig Saw Kit	44	BU310T-100	bi-metal unique® Jig Saw	42
BU2DCS-2	Dual Cut Jig Saw	43	BU310T	bi-metal unique® Jig Saw	42
BU2	Jig Saw Kit	44	BU418-2	bi-metal unique® Jig Saw	42
BU3DC-2	Dual Cut Jig Saw	43	BU418-20	bi-metal unique® Jig Saw	42
BU3	Jig Saw Kit	44	BU418-100	bi-metal unique® Jig Saw	42
BU4	Jig Saw Kit	44	BU418	bi-metal unique® Jig Saw	42
BU6	Jig Saw Kit	44	BU424-2	bi-metal unique® Jig Saw	42
BU36-2	bi-metal unique® Jig Saw	42	BU424-20	bi-metal unique® Jig Saw	42
BU36-100	bi-metal unique® Jig Saw	42	BU424	bi-metal unique® Jig Saw	42
BU36	bi-metal unique® Jig Saw	42	BU41014-2	bi-metal unique® Jig Saw	42
BU36T-2	bi-metal unique® Jig Saw	42	BU41014-20	bi-metal unique® Jig Saw	42
BU36T-20	bi-metal unique® Jig Saw	42	BU41014	bi-metal unique® Jig Saw	42
BU36T	bi-metal unique® Jig Saw	42	C9-12-4R	Combination Square	96
BU38-2	bi-metal unique® Jig Saw	42	C11H-4-4R	Combination Square	94
BU38-20	bi-metal unique® Jig Saw	42	C11H-6-16R	Combination Square	94
BU38	bi-metal unique® Jig Saw	42	C11H-12-4R	Combination Square	94
BU46-2	bi-metal unique® Jig Saw	42	C11H-12-16R	Combination Square	94
BU46-20	bi-metal unique® Jig Saw	42	C11HC-12-4R	Combination Square	94
BU46-100	bi-metal unique® Jig Saw	42	C19	Steel Protractor	114
BU46	bi-metal unique® Jig Saw	42	C33H-6-4R	Combination Square	95
BU56-2	bi-metal unique® Jig Saw	42	C33H-6-16R	Combination Square	95
BU56-20	bi-metal unique® Jig Saw	42	C33H-12-4R	Combination Square	95
BU56-100	bi-metal unique® Jig Saw	42	C33H-12-16R	Combination Square	95
BU56	bi-metal unique® Jig Saw	42	C33HC-6-16R	Combination Square	95
BU214-2	bi-metal unique® Jig Saw	42	C33HC-12-4R	Combination Square	95
BU214-20	bi-metal unique® Jig Saw	42	C182	Steel Protractor	114
BU214-100	bi-metal unique® Jig Saw	42	C183	Steel Protractor	114
BU214	bi-metal unique® Jig Saw	42	C303R-6	Steel Rule	101
BU214S-2	bi-metal unique® Jig Saw	42	C303SR-12	Steel Rule	101
BU214S-20	bi-metal unique® Jig Saw	42	C304R-6	Steel Rule	101
BU214S	bi-metal unique® Jig Saw	42	C304SRE-6	Steel Rule	101
BU218-2	bi-metal unique® Jig Saw	42	C304SRE-12	Steel Rule	101
BU218-20	bi-metal unique® Jig Saw	42	C305R-6	Steel Rule	101
BU218-100	bi-metal unique® Jig Saw	42	C305R-12	Steel Rule	101
BU218	bi-metal unique® Jig Saw	42	C316R-6	Steel Rule	101
BU224-2	bi-metal unique® Jig Saw	42	C434-12-4R	Combination Square	96
BU224-20	bi-metal unique® Jig Saw	42	C435-12-4R	Combination Square	95
BU224	bi-metal unique® Jig Saw	42	C604R-6	Steel Rule	102
BU224S-2	bi-metal unique® Jig Saw	42	C604R-12	Steel Rule	102
BU224S-20	bi-metal unique® Jig Saw	42	C604RE-6	Steel Rule	102
BU224S	bi-metal unique® Jig Saw	42	CH604R-6	Steel Rule	102
BU230X-2	bi-metal unique® Jig Saw	42	CH604R-12	Steel Rule	102
BU230X-20	bi-metal unique® Jig Saw	42	CP505A-12	Aluminum Combination Protractor	112
BU230X	bi-metal unique® Jig Saw	42	CP505E-12	Aluminum Electronic Combination Protractor	113
BU232-2	bi-metal unique® Jig Saw	42	CT034	High Performance Triple Chip Tungsten Carbide Hole Saw	17

CT078	High Performance Triple Chip Tungsten Carbide Hole Saw	17	DCH0178-G	Deep Cut Bi-Metal Hole Saw	13
CT100	High Performance Triple Chip Tungsten Carbide Hole Saw	17	DCH0196-G	Deep Cut Bi-Metal Hole Saw	13
CT112	High Performance Triple Chip Tungsten Carbide Hole Saw	17	DCH0200-G	Deep Cut Bi-Metal Hole Saw	13
CT114	High Performance Triple Chip Tungsten Carbide Hole Saw	17	DCH210M-G	Deep Cut Bi-Metal Hole Saw	13
CT118	High Performance Triple Chip Tungsten Carbide Hole Saw	17	DCH0212-G	Deep Cut Bi-Metal Hole Saw	13
CT134	High Performance Triple Chip Tungsten Carbide Hole Saw	17	DCH0214-G	Deep Cut Bi-Metal Hole Saw	13
CT138	High Performance Triple Chip Tungsten Carbide Hole Saw	17	DCH0216-G	Deep Cut Bi-Metal Hole Saw	13
CT158	High Performance Triple Chip Tungsten Carbide Hole Saw	17	DCH0218-G	Deep Cut Bi-Metal Hole Saw	13
CT178	High Performance Triple Chip Tungsten Carbide Hole Saw	17	DCH0234-G	Deep Cut Bi-Metal Hole Saw	13
CT196	High Performance Triple Chip Tungsten Carbide Hole Saw	17	DCH0238-G	Deep Cut Bi-Metal Hole Saw	13
CT200	High Performance Triple Chip Tungsten Carbide Hole Saw	17	DCH0256-G	Deep Cut Bi-Metal Hole Saw	13
CT212	High Performance Triple Chip Tungsten Carbide Hole Saw	17	DCH0258-G	Deep Cut Bi-Metal Hole Saw	13
CT214	High Performance Triple Chip Tungsten Carbide Hole Saw	17	DCH0278-G	Deep Cut Bi-Metal Hole Saw	13
CT218	High Performance Triple Chip Tungsten Carbide Hole Saw	17	DCH0296-G	Deep Cut Bi-Metal Hole Saw	13
CT234	High Performance Triple Chip Tungsten Carbide Hole Saw	17	DCH0300-G	Deep Cut Bi-Metal Hole Saw	13
CT238	High Performance Triple Chip Tungsten Carbide Hole Saw	17	DCH0312-G	Deep Cut Bi-Metal Hole Saw	13
CT258	High Performance Triple Chip Tungsten Carbide Hole Saw	17	DCH0314-G	Deep Cut Bi-Metal Hole Saw	13
CT300	High Performance Triple Chip Tungsten Carbide Hole Saw	17	DCH0318-G	Deep Cut Bi-Metal Hole Saw	13
CT312	High Performance Triple Chip Tungsten Carbide Hole Saw	17	DCH0334-G	Deep Cut Bi-Metal Hole Saw	13
CT314	High Performance Triple Chip Tungsten Carbide Hole Saw	17	DCH0338-G	Deep Cut Bi-Metal Hole Saw	13
CT318	High Performance Triple Chip Tungsten Carbide Hole Saw	17	DCH0358-G	Deep Cut Bi-Metal Hole Saw	13
CT334	High Performance Triple Chip Tungsten Carbide Hole Saw	17	DCH0378-G	Deep Cut Bi-Metal Hole Saw	13
CT338	High Performance Triple Chip Tungsten Carbide Hole Saw	17	DCH0400-G	Deep Cut Bi-Metal Hole Saw	13
CT358	High Performance Triple Chip Tungsten Carbide Hole Saw	17	DCH0412-G	Deep Cut Bi-Metal Hole Saw	13
CT378	High Performance Triple Chip Tungsten Carbide Hole Saw	17	DCH0414-G	Deep Cut Bi-Metal Hole Saw	13
CT400	High Performance Triple Chip Tungsten Carbide Hole Saw	17	DCH0418-G	Deep Cut Bi-Metal Hole Saw	13
CT412	High Performance Triple Chip Tungsten Carbide Hole Saw	17	DCH0434-G	Deep Cut Bi-Metal Hole Saw	13
CT414	High Performance Triple Chip Tungsten Carbide Hole Saw	17	DCH0438-G	Deep Cut Bi-Metal Hole Saw	13
CT418	High Performance Triple Chip Tungsten Carbide Hole Saw	17	DCH0500-G	Deep Cut Bi-Metal Hole Saw	13
CT434	High Performance Triple Chip Tungsten Carbide Hole Saw	17	DCH0512-G	Deep Cut Bi-Metal Hole Saw	13
CT438	High Performance Triple Chip Tungsten Carbide Hole Saw	17	DCH0514-G	Deep Cut Bi-Metal Hole Saw	13
CT500	High Performance Triple Chip Tungsten Carbide Hole Saw	17	DCH0600-G	Deep Cut Bi-Metal Hole Saw	13
CT512	High Performance Triple Chip Tungsten Carbide Hole Saw	17	DCH1036-G	Deep Cut Bi-Metal Hole Saw	13
CT600	High Performance Triple Chip Tungsten Carbide Hole Saw	17	DCH1056-G	Deep Cut Bi-Metal Hole Saw	13
DB2	Debris Collector	30	DCH1116-G	Deep Cut Bi-Metal Hole Saw	13
DCH0034-G	Deep Cut Bi-Metal Hole Saw	13	DCH1136-G	Deep Cut Bi-Metal Hole Saw	13
DCH068M-G	Deep Cut Bi-Metal Hole Saw	13	DCH2532-G	Deep Cut Bi-Metal Hole Saw	13
DCH0078-G	Deep Cut Bi-Metal Hole Saw	13	DS-4	Drywall Square	92
DCH0100-G	Deep Cut Bi-Metal Hole Saw	13	DS-6	Drywall Square	92
DCH0112-G	Deep Cut Bi-Metal Hole Saw	13	DS-7	Drywall Square	92
DCH0114-G	Deep Cut Bi-Metal Hole Saw	13	DTDG01	Diamond Tile Drill Guide	19
DCH0116-G	Deep Cut Bi-Metal Hole Saw	13	FCH015M-G	Fast Cut Bi-Metal Hole Saw	12
DCH0118-G	Deep Cut Bi-Metal Hole Saw	13	FCH020M-G	Fast Cut Bi-Metal Hole Saw	12
DCH0134-G	Deep Cut Bi-Metal Hole Saw	13	FCH025M-G	Fast Cut Bi-Metal Hole Saw	12
DCH0136-G	Deep Cut Bi-Metal Hole Saw	13	FCH030M-G	Fast Cut Bi-Metal Hole Saw	12
DCH0138-G	Deep Cut Bi-Metal Hole Saw	13	FCH0034-G	Fast Cut Bi-Metal Hole Saw	12
DCH0156-G	Deep Cut Bi-Metal Hole Saw	13	FCH035M-G	Fast Cut Bi-Metal Hole Saw	12
DCH0158-G	Deep Cut Bi-Metal Hole Saw	13	FCH040M-G	Fast Cut Bi-Metal Hole Saw	12
DCH160M-G	Deep Cut Bi-Metal Hole Saw	13	FCH045M-G	Fast Cut Bi-Metal Hole Saw	12
DCH168M-G	Deep Cut Bi-Metal Hole Saw	13	FCH050M-G	Fast Cut Bi-Metal Hole Saw	12
DCH0176-G	Deep Cut Bi-Metal Hole Saw	13	FCH056M-G	Fast Cut Bi-Metal Hole Saw	12
DCH177M-G	Deep Cut Bi-Metal Hole Saw	13	FCH0058-G	Fast Cut Bi-Metal Hole Saw	12

FCH068M-G	Fast Cut Bi-Metal Hole Saw	12	FCH1056-G	Fast Cut Bi-Metal Hole Saw	12
FCH075M-G	Fast Cut Bi-Metal Hole Saw	12	FCH1116-G	Fast Cut Bi-Metal Hole Saw	12
FCH0078-G	Fast Cut Bi-Metal Hole Saw	12	FCH1136-G	Fast Cut Bi-Metal Hole Saw	12
FCH0096-G	Fast Cut Bi-Metal Hole Saw	12	FCH2532-G	Fast Cut Bi-Metal Hole Saw	12
FCH0100-G	Fast Cut Bi-Metal Hole Saw	12	FS-24	Framing Square	90
FCH100M-G	Fast Cut Bi-Metal Hole Saw	12	GF1018	Grey-Flex Hack Saw Blade	36
FCH0112-G	Fast Cut Bi-Metal Hole Saw	12	GF1024	Grey-Flex Hack Saw Blade	36
FCH0114-G	Fast Cut Bi-Metal Hole Saw	12	GF1032	Grey-Flex Hack Saw Blade	36
FCH0116-G	Fast Cut Bi-Metal Hole Saw	12	GF1218	Grey-Flex Hack Saw Blade	36
FCH0118-G	Fast Cut Bi-Metal Hole Saw	12	GF1224	Grey-Flex Hack Saw Blade	36
FCH0134-G	Fast Cut Bi-Metal Hole Saw	12	GF1232	Grey-Flex Hack Saw Blade	36
FCH0136-G	Fast Cut Bi-Metal Hole Saw	12	K15-N	Universal Bevel	93
FCH0138-G	Fast Cut Bi-Metal Hole Saw	12	K53-8-N	Carpenter's Try Square	91
FCH0156-G	Fast Cut Bi-Metal Hole Saw	12	K53-14-N	Carpenter's Try Square	91
FCH160M-G	Fast Cut Bi-Metal Hole Saw	12	K140	Closed Grip Hack Saw Frame	32
FCH168M-G	Fast Cut Bi-Metal Hole Saw	12	K143-12	PVC Saw	35
FCH0176-G	Fast Cut Bi-Metal Hole Saw	12	K143-18	PVC Saw	35
FCH177M-G	Fast Cut Bi-Metal Hole Saw	12	K145	Closed Grip Hack Saw Frame	32
FCH0178-G	Fast Cut Bi-Metal Hole Saw	12	K147	Bi-Metal Compass Saw	34
FCH0196-G	Fast Cut Bi-Metal Hole Saw	12	K151	Hacksaw Frame	33
FCH0200-G	Fast Cut Bi-Metal Hole Saw	12	K152	Hacksaw Frame	33
FCH210M-G	Fast Cut Bi-Metal Hole Saw	12	KA1-E-N	Extended Length Arbor	26
FCH0212-G	Fast Cut Bi-Metal Hole Saw	12	KA1-N	High Speed Steel Arbor with Pilot Drill	26
FCH0214-G	Fast Cut Bi-Metal Hole Saw	12	KA2-E-N	Extended Length Arbor	26
FCH0216-G	Fast Cut Bi-Metal Hole Saw	12	KA2-N	High Speed Steel Arbor with Pilot Drill	26
FCH0218-G	Fast Cut Bi-Metal Hole Saw	12	KA4-N	High Speed Steel Arbor with Pilot Drill	26
FCH0234-G	Fast Cut Bi-Metal Hole Saw	12	KA5-N	Arbor Extension	26
FCH0238-G	Fast Cut Bi-Metal Hole Saw	12	KA7-N	Ejector Spring	26
FCH0256-G	Fast Cut Bi-Metal Hole Saw	12	KA8-1	Core Ejector	29
FCH0258-G	Fast Cut Bi-Metal Hole Saw	12	KA8-2	Core Ejector	29
FCH0278-G	Fast Cut Bi-Metal Hole Saw	12	KA8-3	Core Ejector	29
FCH0296-G	Fast Cut Bi-Metal Hole Saw	12	KA8-4	Core Ejector	29
FCH0300-G	Fast Cut Bi-Metal Hole Saw	12	KA8-5	Core Ejector	29
FCH0312-G	Fast Cut Bi-Metal Hole Saw	12	KA8-6	Core Ejector	29
FCH0314-G	Fast Cut Bi-Metal Hole Saw	12	KA10-E-N	Extended Length Arbor	26
FCH0318-G	Fast Cut Bi-Metal Hole Saw	12	KA10-N	High Speed Steel Arbor with Pilot Drill	26
FCH0334-G	Fast Cut Bi-Metal Hole Saw	12	KA12-N	Arbor Adaptor	26
FCH0338-G	Fast Cut Bi-Metal Hole Saw	12	KA014CE-N	High Speed Steel Arbor Pilot Drill	27
FCH0358-G	Fast Cut Bi-Metal Hole Saw	12	KA014C-N	High Speed Steel Arbor Pilot Drill	27
FCH0378-G	Fast Cut Bi-Metal Hole Saw	12	KA15-N	Arbor Extension	26
FCH0400-G	Fast Cut Bi-Metal Hole Saw	12	KA17-38E-N	Locking Arbor	26
FCH0412-G	Fast Cut Bi-Metal Hole Saw	12	KA19-N	"Oops" Arbor	28
FCH0414-G	Fast Cut Bi-Metal Hole Saw	12	KBS1018-2	High Speed Steel Safe-Flex Hacksaw	36
FCH0418-G	Fast Cut Bi-Metal Hole Saw	12	KBS1018-10	High Speed Steel Safe-Flex Hacksaw	36
FCH0434-G	Fast Cut Bi-Metal Hole Saw	12	KBS1024-2	High Speed Steel Safe-Flex Hacksaw	36
FCH0438-G	Fast Cut Bi-Metal Hole Saw	12	KBS1024-10	High Speed Steel Safe-Flex Hacksaw	36
FCH0500-G	Fast Cut Bi-Metal Hole Saw	12	KBS1032-2	High Speed Steel Safe-Flex Hacksaw	36
FCH0512-G	Fast Cut Bi-Metal Hole Saw	12	KBS1032-10	High Speed Steel Safe-Flex Hacksaw	36
FCH0514-G	Fast Cut Bi-Metal Hole Saw	12	KBS1218-2	High Speed Steel Safe-Flex Hacksaw	36
FCH0600-G	Fast Cut Bi-Metal Hole Saw	12	KBS1218-10	High Speed Steel Safe-Flex Hacksaw	36
FCH1016-G	Fast Cut Bi-Metal Hole Saw	12	KBS1224-2	High Speed Steel Safe-Flex Hacksaw	36
FCH1036-G	Fast Cut Bi-Metal Hole Saw	12	KBS1224-10	High Speed Steel Safe-Flex Hacksaw	36

KBS1232-2	High Speed Steel Safe-Flex Hacksaw	36	KD0218-N	Diamond Grit Hole Saw	20
KBS1232-10	High Speed Steel Safe-Flex Hacksaw	36	KD0234-N	Diamond Grit Hole Saw	20
KCS5001-N	Starrett Chalk Line.	84	KD0238-N	Diamond Grit Hole Saw	20
KCSC16-N	Cordless SmoothCut Hole Saw	15	KD0256-N	Diamond Grit Hole Saw	20
KCSC19-N	Cordless SmoothCut Hole Saw	15	KD0258-N	Diamond Grit Hole Saw	20
KCSC20-N	Cordless SmoothCut Hole Saw	15	KD0278-N	Diamond Grit Hole Saw	20
KCSC22-N	Cordless SmoothCut Hole Saw	15	KD0296-N	Diamond Grit Hole Saw	20
KCSC25-N	Cordless SmoothCut Hole Saw	15	KD0300-N	Diamond Grit Hole Saw	20
KCSC27-N	Cordless SmoothCut Hole Saw	15	KD0312-N	Diamond Grit Hole Saw	20
KCSC29-N	Cordless SmoothCut Hole Saw	15	KD0314-N	Diamond Grit Hole Saw	20
KCSC30-N	Cordless SmoothCut Hole Saw	15	KD0318-N	Diamond Grit Hole Saw	20
KCSC32-N	Cordless SmoothCut Hole Saw	15	KD0334-N	Diamond Grit Hole Saw	20
KCSC35-N	Cordless SmoothCut Hole Saw	15	KD0338-N	Diamond Grit Hole Saw	20
KCSC38-N	Cordless SmoothCut Hole Saw	15	KD0358-N	Diamond Grit Hole Saw	20
KCSC40-N	Cordless SmoothCut Hole Saw	15	KD0378-N	Diamond Grit Hole Saw	20
KCSC51-N	Cordless SmoothCut Hole Saw	15	KD0400-N	Diamond Grit Hole Saw	20
KCT06041-N	Electricians Hole Saw Kit - Carbide Tipped	21	KD0412-N	Diamond Grit Hole Saw	20
KCT090501-N	General Purpose Hole Saw Kit - Carbide Tipped.	21	KD0414-N	Diamond Grit Hole Saw	20
KCX001B-N	Starrett Exact® Chalk Line	84	KD0418-N	Diamond Grit Hole Saw	20
KCX001-N	Starrett Exact® Chalk Line	84	KD0438-N	Diamond Grit Hole Saw	20
KCX001R-N	Starrett Exact® Chalk Line	84	KD0500-N	Diamond Grit Hole Saw	20
KCXP001-N	Starrett Exact® Plus Chalk Box	85	KD0512-N	Diamond Grit Hole Saw	20
KCXP005B-N	Starrett Exact® Plus Chalk Line.	85	KD0600-N	Diamond Grit Hole Saw	20
KCXP005-N	Starrett Exact® Plus Chalk Line.	85	KD1016-N	Diamond Grit Hole Saw	20
KCXP005R-N	Starrett Exact® Plus Chalk Line.	85	KD1036-N	Diamond Grit Hole Saw	20
KD0005-N	Diamond Tile Drill	19	KD1056-N	Diamond Grit Hole Saw	20
KD0006-N	Diamond Tile Drill	19	KD1116-N	Diamond Grit Hole Saw	20
KD0008-N	Diamond Tile Drill	19	KD1136-N	Diamond Grit Hole Saw	20
KD0010-N	Diamond Tile Drill	19	KD2000TD1	General Purpose Hole Saw Kit - Diamond Tile Drills	21
KD0012-N	Diamond Tile Drill	19	KD2532-N	Diamond Grit Hole Saw	20
KD0034-N	Diamond Grit Hole Saw	20	KD09041-N	General Purpose Hole Saw Kit - Diamond Grit	21
KD0058-N	Diamond Grit Hole Saw	20	KDC06034-N	Locksmiths and Doorlock Kit - Deep Cut.	21
KD00065-N	Diamond Tile Drill	19	KDC06041-N	Plumbers Hole Saw Kit - Deep Cut	21
KD0078-N	Diamond Grit Hole Saw	20	KDC06042-N	Electricians Hole Saw Kit - Deep Cut.	21
KD0096-N	Diamond Grit Hole Saw	20	KDC07051-N	Industrial Hole Saw Kit - Deep Cut	21
KD0100-N	Diamond Grit Hole Saw	20	KDC08061-N	Locksmiths and Doorlock Kit - Deep Cut.	21
KD0112-N	Diamond Grit Hole Saw	20	KDC09051-N	General Purpose Hole Saw Kit - Deep Cut.	21
KD0114-N	Diamond Grit Hole Saw	20	KDC11041-N	Electricians Hole Saw Kit - Deep Cut.	21
KD0116-N	Diamond Grit Hole Saw	20	KDC11042-N	Industrial Hole Saw Kit - Deep Cut	21
KD0118-N	Diamond Grit Hole Saw	20	KDC12061-N	Plumbers Hole Saw Kit - Deep Cut	21
KD0134-N	Diamond Grit Hole Saw	20	KDC15061-N	Industrial Hole Saw Kit - Deep Cut	21
KD0136-N	Diamond Grit Hole Saw	20	KFC06041-N	Electricians Hole Saw Kit - Fast Cut	21
KD0138-N	Diamond Grit Hole Saw	20	KFC07031-N	Plumbers Kit - Fast Cut	21
KD0156-N	Diamond Grit Hole Saw	20	KFC09041-N	Plumbers and Electricians Hole Saw Kit - Fast Cut.	21
KD0158-N	Diamond Grit Hole Saw	20	KGf1018-2	Grey-Flex Hack Saw Blade	36
KD0176-N	Diamond Grit Hole Saw	20	KGf1018-10	Grey-Flex Hack Saw Blade	36
KD0178-N	Diamond Grit Hole Saw	20	KGf1024-2	Grey-Flex Hack Saw Blade	36
KD0196-N	Diamond Grit Hole Saw	20	KGf1024-10	Grey-Flex Hack Saw Blade	36
KD0200-N	Diamond Grit Hole Saw	20	KGf1032-2	Grey-Flex Hack Saw Blade	36
KD0212-N	Diamond Grit Hole Saw	20	KGf1032-10	Grey-Flex Hack Saw Blade	36
KD0214-N	Diamond Grit Hole Saw	20	KGf1218-2	Grey-Flex Hack Saw Blade	36
KD0216-N	Diamond Grit Hole Saw	20	KGf1218-10	Grey-Flex Hack Saw Blade	36

KG1224-2	Grey-Flex Hack Saw Blade	36	KTS1-26ME-N	Starrett Measuring Tape	53
KG1224-10	Grey-Flex Hack Saw Blade	36	KTS1-30-N	Starrett Measuring Tape	53
KG1232-2	Grey-Flex Hack Saw Blade	36	KTS1-33ME-N	Starrett Measuring Tape	53
KG1232-10	Grey-Flex Hack Saw Blade	36	KTS1-33-N	Starrett Measuring Tape	53
KLBS24-N	Starrett Box Beam Level	70	KTS12-3.5M-N	Starrett Measuring Tape	53
KLBS48-N	Starrett Box Beam Level	70	KTS12-12ME-N	Starrett Measuring Tape	53
KLBS72-N	Starrett Box Beam Level	70	KTS12-12-N	Starrett Measuring Tape	53
KLBX24-1-N	Starrett Exact® Box Beam Level	70	KTS34-5M-N	Starrett Measuring Tape	53
KLBX24-N	Starrett Exact® Box Beam Level	70	KTS34-16ME-N	Starrett Measuring Tape	53
KLBX48-1-N	Starrett Exact® Box Beam Level	70	KTS34-16-N	Starrett Measuring Tape	53
KLBX48-N	Starrett Exact® Box Beam Level	70	KTS510-50ME-N	Starrett Long Tape	57
KLBX78-1-N	Starrett Exact® Box Beam Level	70	KTS510-50-N	Starrett Long Tape	57
KLBX78-N	Starrett Exact® Box Beam Level	70	KTS510-100ME-N	Starrett Long Tape	57
KLBP24-1-N	Starrett Exact® Plus Box Beam Level	71	KTS510-100-N	Starrett Long Tape	57
KLBP48-1-N	Starrett Exact® Plus Box Beam Level	71	KTS537-30M-N	Starrett Long Line Tape	60
KLBP78-1-N	Starrett Exact® Plus Box Beam Level	71	KTS537-60M-N	Starrett Long Line Tape	60
KLIS24-N	Starret I-Beam Level	72	KTS537-100ME-N	Starrett Long Line Tape	60
KLIS48-N	Starret I-Beam Level	72	KTS537-100M-N	Starrett Long Line Tape	60
KLIX24-1-N	Starret Exact® I-Beam Level	73	KTS537-100-N	Starrett Long Line Tape	60
KLIX24-N	Starret Exact® I-Beam Level	73	KTS537-200ME-N	Starrett Long Line Tape	60
KLIX48-1-N	Starret Exact® I-Beam Level	73	KTS537-200-N	Starrett Long Line Tape	60
KLIX48-N	Starret Exact® I-Beam Level	73	KTS537-300ME-N	Starrett Long Line Tape	60
KLIX72-1-N	Starret Exact® I-Beam Level	73	KTS537-300-N	Starrett Long Line Tape	60
KLIX72-N	Starret Exact® I-Beam Level	73	KTS538-100ME-N	Starrett Long Tape	59
KLXP24-1-N	Starret Exact® Plus I-Beam Level	73	KTS538-100-N	Starrett Long Tape	59
KLXP48-1-N	Starret Exact® Plus I-Beam Level	73	KTX1-8M-N	Starrett Exact® Measuring Tape	54
KLXP72-1-N	Starret Exact® Plus I-Beam Level	73	KTX1-16-N	Starrett Exact® Measuring Tape	54
KLTS9-N	Starrett Torpedo Level	68	KTX1-25-N	Starrett Exact® Measuring Tape	54
KLTX95-N	Starrett Exact® Torpedo Level	68	KTX1-26ME-N	Starrett Exact® Measuring Tape	54
KLTXP10-N	Starrett Exact® Plus Torpedo Level	69	KTX1-30-N	Starrett Exact® Measuring Tape	54
KMP03031-N	General Purpose Hole Saw Kit - Multi-Purpose	21	KTX1-35-N	Starrett Exact® Measuring Tape	54
KMPH0034-N	Tungsten Carbide Tipped Multi-Purpose Hole Saw	16	KTX12-3.5M-N	Starrett Exact® Measuring Tape	54
KMPH0078-N	Tungsten Carbide Tipped Multi-Purpose Hole Saw	16	KTX12-12ME-N	Starrett Exact® Measuring Tape	54
KMPH0100-N	Tungsten Carbide Tipped Multi-Purpose Hole Saw	16	KTX12-12-N	Starrett Exact® Measuring Tape	54
KMPH0112-N	Tungsten Carbide Tipped Multi-Purpose Hole Saw	16	KTX34-5M-N	Starrett Exact® Measuring Tape	54
KMPH0114-N	Tungsten Carbide Tipped Multi-Purpose Hole Saw	16	KTX34-16ME-N	Starrett Exact® Measuring Tape	54
KMPH0118-N	Tungsten Carbide Tipped Multi-Purpose Hole Saw	16	KTX34-16-N	Starrett Exact® Measuring Tape	54
KMPH0134-N	Tungsten Carbide Tipped Multi-Purpose Hole Saw	16	KTXP106-5M-N	Starrett Exact® Plus Measuring Tape	55
KMPH0138-N	Tungsten Carbide Tipped Multi-Purpose Hole Saw	16	KTXP106-8M-N	Starrett Exact® Plus Measuring Tape	55
KMPH0158-N	Tungsten Carbide Tipped Multi-Purpose Hole Saw	16	KTXP106-16ME-N	Starrett Exact® Plus Measuring Tape	55
KMPH0178-N	Tungsten Carbide Tipped Multi-Purpose Hole Saw	16	KTXP106-16-N	Starrett Exact® Plus Measuring Tape	55
KMPH0200-N	Tungsten Carbide Tipped Multi-Purpose Hole Saw	16	KTXP106-25-N	Starrett Exact® Plus Measuring Tape	55
KMPH0212-N	Tungsten Carbide Tipped Multi-Purpose Hole Saw	16	KTXP106-26ME-N	Starrett Exact® Plus Measuring Tape	55
KMPH0214-N	Tungsten Carbide Tipped Multi-Purpose Hole Saw	16	KTXP106-30-N	Starrett Exact® Plus Measuring Tape	55
KMPH0218-N	Tungsten Carbide Tipped Multi-Purpose Hole Saw	16	KTXP106-35-N	Starrett Exact® Plus Measuring Tape	55
KMPH0234-N	Tungsten Carbide Tipped Multi-Purpose Hole Saw	16	KTXP511-30M-N	Starrett Exact® Plus Long Tape	57
KMPH0238-N	Tungsten Carbide Tipped Multi-Purpose Hole Saw	16	KTXP511-100ME-N	Starrett Exact® Plus Long Tape	57
KMPH0258-N	Tungsten Carbide Tipped Multi-Purpose Hole Saw	16	KTXP511-100-N	Starrett Exact® Plus Long Tape	57
KMPH0300-N	Tungsten Carbide Tipped Multi-Purpose Hole Saw	16	KUS045-N	Starrett Utility Knife	62
KMX25061-N	Electricians Hole Saw Kit - Mixed	21	KUS050-N	Starrett Utility Knife	62
KTS1-8M-N	Starrett Measuring Tape	53	KUS055-N	Starrett Utility Knife	62
KTS1-25-N	Starrett Measuring Tape	53	KUX025-N	Starrett Exact® Utility Knife	63

KUX030-N	Starrett Exact® Utility Knife	63	MPH0318	Tungsten Carbide Tipped Multi-Purpose Hole Saw	16
KUX035-N	Starrett Exact® Utility Knife	63	MPH0334	Tungsten Carbide Tipped Multi-Purpose Hole Saw	16
KUX040-N	Starrett Exact® Utility Knife	63	MPH0338	Tungsten Carbide Tipped Multi-Purpose Hole Saw	16
KUXP005-N	Starrett Exact® Plus Utility Knife	65	MPH0358	Tungsten Carbide Tipped Multi-Purpose Hole Saw	16
KUXP010-N	Starrett Exact® Plus Utility Knife	65	MPH0378	Tungsten Carbide Tipped Multi-Purpose Hole Saw	16
KUXP015-N	Starrett Exact® Plus Utility Knife	65	MPH0400	Tungsten Carbide Tipped Multi-Purpose Hole Saw	16
KUXP020-N	Starrett Exact® Plus Utility Knife	65	MPH0412	Tungsten Carbide Tipped Multi-Purpose Hole Saw	16
KWLX-24	Brass Bound Hardwood Level	74	MPH0414	Tungsten Carbide Tipped Multi-Purpose Hole Saw	16
KWLX-48	Brass Bound Hardwood Level	74	MPH0418	Tungsten Carbide Tipped Multi-Purpose Hole Saw	16
KWLXP-24	Master Pro Hardwood Level	75	MPH0434	Tungsten Carbide Tipped Multi-Purpose Hole Saw	16
KWLXP-36	Master Pro Hardwood Level	75	MPH0438	Tungsten Carbide Tipped Multi-Purpose Hole Saw	16
KWLXP-48	Master Pro Hardwood Level	75	MPH0456	Tungsten Carbide Tipped Multi-Purpose Hole Saw	16
KWLXP-72	Master Pro Hardwood Level	75	MPH0458	Tungsten Carbide Tipped Multi-Purpose Hole Saw	16
KXA014C-N	Carbide Tipped Arbor Pilot Drill	27	MPH0500	Tungsten Carbide Tipped Multi-Purpose Hole Saw	16
LHY530-15CM	Long Tape Replacement Blade	58	MPH0512	Tungsten Carbide Tipped Multi-Purpose Hole Saw	16
LHY530-20CM	Long Tape Replacement Blade	58	MPH0600	Tungsten Carbide Tipped Multi-Purpose Hole Saw	16
LHY530-30CM	Long Tape Replacement Blade	58	MPH0614	Tungsten Carbide Tipped Multi-Purpose Hole Saw	16
LHY530-50	Long Tape Replacement Blade	58	MPH2532	Tungsten Carbide Tipped Multi-Purpose Hole Saw	16
LHY530-100	Long Tape Replacement Blade	58	MS-2	Aluminum Meterstick	89
LHY530CI-600	Long Tape Replacement Blade	58	PB-6	Solid Steel Plumb Bob	80
LHY530JT-50	Long Tape Replacement Blade	58	PB-8	Solid Steel Plumb Bob	80
LKY530J-50	Long Tape Replacement Blade	58	PB-12	Solid Steel Plumb Bob	80
M-1.01	M1® Lubricant	140	PB-16	Solid Steel Plumb Bob	80
M-1.05	M1® Lubricant	140	PBB-8	Solid Brass Plumb Bob	81
M-1.15	M1® Lubricant Spray Bottle	140	PBB-16	Solid Brass Plumb Bob	81
M-1.53	M1® Lubricant	140	PVC-12	Replacement Blade	35
M-1.95173	M1® Lubricant	140	PVC-18	Replacement Blade	35
MPH0034	Tungsten Carbide Tipped Multi-Purpose Hole Saw	16	RS-24	Rafter Square	90
MPH0078	Tungsten Carbide Tipped Multi-Purpose Hole Saw	16	RS300-6	Redstripe HSS Hacksaw	39
MPH0100	Tungsten Carbide Tipped Multi-Purpose Hole Saw	16	RS300-10	Redstripe HSS Hacksaw	39
MPH0112	Tungsten Carbide Tipped Multi-Purpose Hole Saw	16	RS350-6	Redstripe HSS Hacksaw	39
MPH0114	Tungsten Carbide Tipped Multi-Purpose Hole Saw	16	RS350-10	Redstripe HSS Hacksaw	39
MPH0116	Tungsten Carbide Tipped Multi-Purpose Hole Saw	16	RS400-4	Redstripe HSS Hacksaw	39
MPH0118	Tungsten Carbide Tipped Multi-Purpose Hole Saw	16	RS400-6	Redstripe HSS Hacksaw	39
MPH0134	Tungsten Carbide Tipped Multi-Purpose Hole Saw	16	RS400-10	Redstripe HSS Hacksaw	39
MPH0136	Tungsten Carbide Tipped Multi-Purpose Hole Saw	16	RS450-4	Redstripe HSS Hacksaw	39
MPH0138	Tungsten Carbide Tipped Multi-Purpose Hole Saw	16	RS450-6	Redstripe HSS Hacksaw	39
MPH0158	Tungsten Carbide Tipped Multi-Purpose Hole Saw	16	RS450-10	Redstripe HSS Hacksaw	39
MPH0178	Tungsten Carbide Tipped Multi-Purpose Hole Saw	16	RS500-4	Redstripe HSS Hacksaw	39
MPH0196	Tungsten Carbide Tipped Multi-Purpose Hole Saw	16	RS500-6	Redstripe HSS Hacksaw	39
MPH0200	Tungsten Carbide Tipped Multi-Purpose Hole Saw	16	RS500-10	Redstripe HSS Hacksaw	39
MPH0212	Tungsten Carbide Tipped Multi-Purpose Hole Saw	16	RS550-4	Redstripe HSS Hacksaw	39
MPH0214	Tungsten Carbide Tipped Multi-Purpose Hole Saw	16	RS550-6	Redstripe HSS Hacksaw	39
MPH0218	Tungsten Carbide Tipped Multi-Purpose Hole Saw	16	RS550-10	Redstripe HSS Hacksaw	39
MPH0234	Tungsten Carbide Tipped Multi-Purpose Hole Saw	16	RS575-4	Redstripe HSS Hacksaw	39
MPH0238	Tungsten Carbide Tipped Multi-Purpose Hole Saw	16	RS575-6	Redstripe HSS Hacksaw	39
MPH0258	Tungsten Carbide Tipped Multi-Purpose Hole Saw	16	RS600-4	Redstripe HSS Hacksaw	39
MPH0278	Tungsten Carbide Tipped Multi-Purpose Hole Saw	16	RS600-6	Redstripe HSS Hacksaw	39
MPH0296	Tungsten Carbide Tipped Multi-Purpose Hole Saw	16	RS650-4	Redstripe HSS Hacksaw	39
MPH0300	Tungsten Carbide Tipped Multi-Purpose Hole Saw	16	RS650-6	Redstripe HSS Hacksaw	39
MPH0312	Tungsten Carbide Tipped Multi-Purpose Hole Saw	16	RS700-4	Redstripe HSS Hacksaw	39
MPH0314	Tungsten Carbide Tipped Multi-Purpose Hole Saw	16	RS700-6	Redstripe HSS Hacksaw	39

RS850-4	Redstripe HSS Hacksaw	39	SC40RG	Chalk Refill	86
RS850-6	Redstripe HSS Hacksaw	39	SC4RED	Chalk Refill	86
RS900-2 1/2	Redstripe HSS Hacksaw	39	SC4WHT	Chalk Refill	86
RS1000-2 1/2	Redstripe HSS Hacksaw	39	SC8B	Chalk Refill	86
RS1210-5	Redstripe HSS Hacksaw	39	SC80	Chalk Refill	86
RS1214-5	Redstripe HSS Hacksaw	39	SC8R	Chalk Refill	86
RS1406-6	Redstripe HSS Hacksaw	39	SC8W	Chalk Refill	86
RS1410-5	Redstripe HSS Hacksaw	39	SH01R	Utility Knife Replacement Blade	66
RS1410-6	Redstripe HSS Hacksaw	39	SK1	Key Caddy	56
RS1414-5	Redstripe HSS Hacksaw	39	SM15	Tungsten Carbide Tipped Stainless Steel Sheet Metal Hole Saw	18
RS1606-6	Redstripe HSS Hacksaw	39	SM16	Tungsten Carbide Tipped Stainless Steel Sheet Metal Hole Saw	18
RS1610-6	Redstripe HSS Hacksaw	39	SM17	Tungsten Carbide Tipped Stainless Steel Sheet Metal Hole Saw	18
RS1706-6	Redstripe HSS Hacksaw	39	SM18	Tungsten Carbide Tipped Stainless Steel Sheet Metal Hole Saw	18
RS1710-6	Redstripe HSS Hacksaw	39	SM19	Tungsten Carbide Tipped Stainless Steel Sheet Metal Hole Saw	18
RS1804-7	Redstripe HSS Hacksaw	39	SM20	Tungsten Carbide Tipped Stainless Steel Sheet Metal Hole Saw	18
RS1804-8	Redstripe HSS Hacksaw	39	SM21	Tungsten Carbide Tipped Stainless Steel Sheet Metal Hole Saw	18
RS1806-6	Redstripe HSS Hacksaw	39	SM22	Tungsten Carbide Tipped Stainless Steel Sheet Metal Hole Saw	18
RS1806-7	Redstripe HSS Hacksaw	39	SM23	Tungsten Carbide Tipped Stainless Steel Sheet Metal Hole Saw	18
RS1806-8	Redstripe HSS Hacksaw	39	SM24	Tungsten Carbide Tipped Stainless Steel Sheet Metal Hole Saw	18
RS1810-6	Redstripe HSS Hacksaw	39	SM25	Tungsten Carbide Tipped Stainless Steel Sheet Metal Hole Saw	18
RS2104-8	Redstripe HSS Hacksaw	39	SM26	Tungsten Carbide Tipped Stainless Steel Sheet Metal Hole Saw	18
RS2106-8	Redstripe HSS Hacksaw	39	SM27	Tungsten Carbide Tipped Stainless Steel Sheet Metal Hole Saw	18
RS2404-0	Redstripe HSS Hacksaw	39	SM28	Tungsten Carbide Tipped Stainless Steel Sheet Metal Hole Saw	18
RS3004-0	Redstripe HSS Hacksaw	39	SM29	Tungsten Carbide Tipped Stainless Steel Sheet Metal Hole Saw	18
RSA-24	Rafter Square	90	SM30	Tungsten Carbide Tipped Stainless Steel Sheet Metal Hole Saw	18
RSS-24	Rafter Square	90	SM31	Tungsten Carbide Tipped Stainless Steel Sheet Metal Hole Saw	18
S01R	Utility Knife Replacement Blade	66	SM32	Tungsten Carbide Tipped Stainless Steel Sheet Metal Hole Saw	18
S05R	Utility Knife Replacement Blade	66	SM33	Tungsten Carbide Tipped Stainless Steel Sheet Metal Hole Saw	18
S06R	Utility Knife Replacement Blade	66	SM34	Tungsten Carbide Tipped Stainless Steel Sheet Metal Hole Saw	18
S011	Hidden Edge Utility Knife	64	SM35	Tungsten Carbide Tipped Stainless Steel Sheet Metal Hole Saw	18
S117PC	Center Punch	120	SM36	Tungsten Carbide Tipped Stainless Steel Sheet Metal Hole Saw	18
S248	Drive Pin Punch	126	SM37	Tungsten Carbide Tipped Stainless Steel Sheet Metal Hole Saw	18
S248PC	Drive Pin Punch	126	SM38	Tungsten Carbide Tipped Stainless Steel Sheet Metal Hole Saw	18
S264WB	Center Punch	121	SM39	Tungsten Carbide Tipped Stainless Steel Sheet Metal Hole Saw	18
S551Z-7	Precision Screwdriver	133	SM40	Tungsten Carbide Tipped Stainless Steel Sheet Metal Hole Saw	18
S555Z-6	Jewelers Screwdriver	132	SM44ME	Measure Stix™ Tape	56
S555Z-7	Jewelers Screwdriver	132	SM44W	Measure Stix™ Tape	56
S565PC	Drive Pin Punch	124	SM45	Tungsten Carbide Tipped Stainless Steel Sheet Metal Hole Saw	18
S565WB	Drive Pin Punch	124	SM46WRL	Measure Stix™ Tape	56
S800PC	Square Punch	123	SM50	Tungsten Carbide Tipped Stainless Steel Sheet Metal Hole Saw	18
S816PC	Prick Punch	122	SM51	Tungsten Carbide Tipped Stainless Steel Sheet Metal Hole Saw	18
SB6-A	Reciprocating Blade Assortment Pack	48	SM55	Tungsten Carbide Tipped Stainless Steel Sheet Metal Hole Saw	18
SB-100D	Utility Knife Replacement Blade	66	SM60	Tungsten Carbide Tipped Stainless Steel Sheet Metal Hole Saw	18
SB248Z	Brass Drive Pin Punch	127	SM65	Tungsten Carbide Tipped Stainless Steel Sheet Metal Hole Saw	18
SB414-2	Scroll Cutting Reciprocating Blade	47	SM66ME	Measure Stix™ Tape	56
SB414-5	Scroll Cutting Reciprocating Blade	47	SM66W	Measure Stix™ Tape	56
SB414-20	Scroll Cutting Reciprocating Blade	47	SM70	Tungsten Carbide Tipped Stainless Steel Sheet Metal Hole Saw	18
SB424-2	Scroll Cutting Reciprocating Blade	47	SM75	Tungsten Carbide Tipped Stainless Steel Sheet Metal Hole Saw	18
SB424-5	Scroll Cutting Reciprocating Blade	47	SM80	Tungsten Carbide Tipped Stainless Steel Sheet Metal Hole Saw	18
SB424-20	Scroll Cutting Reciprocating Blade	47	SM85	Tungsten Carbide Tipped Stainless Steel Sheet Metal Hole Saw	18
SB565Z	Brass Drive Pin Punch	125	SM90	Tungsten Carbide Tipped Stainless Steel Sheet Metal Hole Saw	18
SC4BLU	Chalk Refill	86	SM95	Tungsten Carbide Tipped Stainless Steel Sheet Metal Hole Saw	18

SM100	Tungsten Carbide Tipped Stainless Steel Sheet Metal Hole Saw18	
SM412ME	Measure Stix™ Tape.	56
SM412W	Measure Stix™ Tape.	56
SM412WMERL	Measure Stix™ Tape	56
SM412WRL	Measure Stix™ Tape.	56
SMD6	Carbide Tipped Arbor Pilot Drill.	27
SUC4BLK	SUC Ultra Chalk.	86
SUC4BLU	SUC Ultra Chalk.	86
SUC4RED	SUC Ultra Chalk.	86
SUC8BLK	SUC Ultra Chalk.	86
SUC8B	SUC Ultra Chalk.	86
SUC8R	SUC Ultra Chalk.	86
T-24	T-Square	92
T-36	T-Square	92
T-48	T-Square	92
VB66-2	Plaster Cutting Reciprocating Blade	47
VB66-5	Plaster Cutting Reciprocating Blade	47
WCD01	Tile Drill Water Bottle	19
X1200	Carbide Grit Rod Saw	37
X1258	Carbide Grit Hack Saw.	37
XA1	Arbor with Carbide Drill	26
XA2	Arbor with Carbide Drill	26
XA10	Arbor with Carbide Drill	26
XA014C	Carbide Tipped Arbor Pilot Drill.	27
XA015C	Carbide Tipped Arbor Pilot Drill.	27
XA015C	Kwik Change Arbor	24
XA17-38	Locking Arbor	26
XR6-1	Carbide Cutting Reciprocating Blade.	47
XR6-20	Carbide Cutting Reciprocating Blade.	47

STARRETT PRODUCT LINES

Band Saw Blades

Force Measurement

Jobsite & Workshop Tools

Laser Measurement

Metrology Equipment

Precision Granite

Precision Ground Solutions

Precision Measuring Tools

PTA & Hand Tools

Roundness Measurement

Service

Webber Gage Blocks

PTA AND HAND TOOLS



Follow us!



Starrett®

Phone: (978) 249-3551 | Fax: (978) 249-8495
121 Crescent Street - Athol, MA 01331-1915 - USA