

# Precision ShrinkFIT Holders and Machines

New holder technologies that expand the capabilities of ShrinkFIT tools

**NEW** Modular ShrinkFIT

- CAT, BT, HSK,
- Balanced 25,000 RPM



**SFS ShrinkFIT Modular Adapters**

Modular system expands your ShrinkFIT capability without buying additional toolholders.

Tool changes are fast and easy and It is compatible with similar systems.

**NEW** ShrinkSTATION



(see page 116)

- change tools in only 6-8 seconds
- automatic air cycle
- handles tools up to 22" gauge lengths

**We've Expanded our line-up of ShrinkFIT**

CAT, BT, HSK, ISO – also more, extended lengths in both inch and metric sizes. Choose Techniks Certified DualDRIVE ShrinkFIT holders for your dual-contact spindles.



**CoolBLAST internal coolant paths**  
**CoolFLEX DIN B coolant thru flange**



**NEW** 3-Port Coolant-thru Design

Smaller coolant holes for increased pressure & easier tool removal.



You lose 10% of tool life for every .0001" of T.I.R.  
ShrinkFIT T.I.R. of .0001" extends cutting tool life.

**Built for Speed.**



All Techniks products are backed by our 100% satisfaction guarantee!



We stand behind all our products with our 100% Satisfaction Guarantee • [www.techniksusa.com](http://www.techniksusa.com)

# CAT40 Precision ShrinkFIT Holders – Inch Size

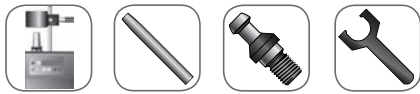


Techniks Certified for accuracy and balance

## ShrinkFIT Holder Features

- Maximum T.I.R. only 0.0001"
- Balanced 25,000 RPM at G2.5
- Comes with coolant-thru set screw installed

ShrinkFIT toolholders provide concentric clamping force of 10,000 lbs. or more directly on the cutting tool shank to reduce T.I.R. (runout). This allows operators to run faster and cutters last longer too.

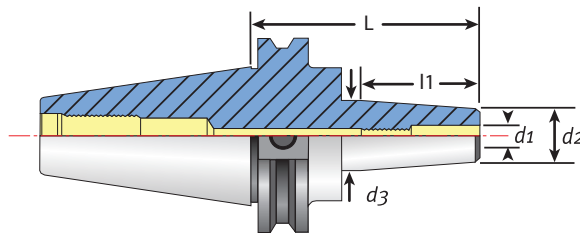


ShrinkFIT  
Machines  
pg. 116


ShrinkFIT  
Extensions  
pg. 115

Retention  
Knobs  
pg. 228

Wrenches  
pg. 232



Coolant-thru  
set screw included.  
Page 115 for dimensions.



## CAT40 ShrinkFIT Holders

Part No.	Description	d1	d2	d3	L	l1	thread	coolant screw
29002	CAT40 x 1/8" I.D. - 3.5"	1/8"	.36"	.63"	3.5"	.79"	M6 x 1.0P	16081C-20
29006	CAT40 x 3/16" I.D. - 3.5"	3/16"	.43"	.70"	3.5"	.79"	M6 x 1.0P	16081C-20
29010	CAT40 x 1/4" I.D. - 3"	1/4"	.71"	.94"	3"	1.42"	M5 x 0.8P	16080C-20
29011	CAT40 x 1/4" I.D. - 3.5"	1/4"	.71"	.94"	3.5"	1.42"	M5 x 0.8P	16080C-20
29016	CAT40 x 5/16" I.D. - 3.5"	5/16"	.79"	1.06"	3.5"	1.42"	M6 x 1.0P	16081C-20
29020	CAT40 x 3/8" I.D. - 3"	3/8"	.94"	1.18"	3"	1.53"	M8 x 1.25P	16082C-20
29021	CAT40 x 3/8" I.D. - 3.75"	3/8"	.94"	1.26"	3.75"	1.53"	M8 x 1.25P	16082C-20
29025	CAT40 x 7/16" - 3"	7/16"	.94"	1.18"	3"	1.62"	M10 x 1.5P	16083C-20
29026	CAT40 x 1/2" I.D. - 3"	1/2"	1.10"	1.34"	3"	1.85"	M10 x 1.5P	16083C-20
29027	CAT40 x 1/2" I.D. - 3.75"	1/2"	1.10"	1.34"	3.75"	1.85"	M10 x 1.5P	16083C-20
29032	CAT40 x 5/8" I.D. - 3.75"	5/8"	1.06"	1.34"	3.75"	1.97"	M12 x 1.75P	16085C-20
29034	CAT40 x 3/4" I.D. - 3"	3/4"	1.42"	1.65"	3"	2.04"	M16 x 2.0P	16089C-20
29036	CAT40 x 3/4" I.D. - 4"	3/4"	1.42"	1.65"	4"	2.04"	M16 x 2.0P	16089C-20
29040	CAT40 x 1.0" I.D. - 3"	1.0"	1.81"	2.04"	3"	2.28"	M20 x 2.0P	16091C-20
29042	CAT40 x 1.0" I.D. - 4"	1.0"	1.81"	2.09"	4"	2.28"	M20 x 2.0P	16091C-20
29046	CAT40 x 1-1/4" I.D. - 4"	1-1/4"	1.81"	2.09"	4"	2.28"	M20 x 2.0P	16091C-20

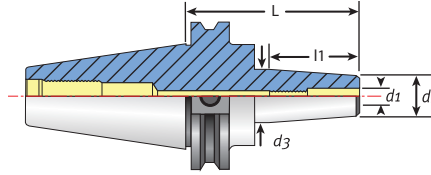
# CAT40 Precision Extended Length & SlimLINE



Techniks Certified for accuracy and balance

## Features

- Maximum T.I.R. only .0001"
- Balanced 25,000 RPM at G2.5
- Comes with coolant-thru set screw installed



Coolant-thru set screw included. Page 115 for dimensions.




## CAT40 Extended Length ShrinkFIT Holders

Part No.	Description	d1	d2	d3	L	l1	thread	coolant screw
29004	CAT40 x 1/8" I.D. - 5"	1/8"	.36"	.87"	5"	.79"	-	16081C-20
29008	CAT40 x 3/16" I.D. - 5"	3/16"	.43"	.71"	5"	.79"	M6 x 1.0P	16081C-20
29013	CAT40 x 1/4" I.D. - 5"	1/4"	.71"	1.06"	5"	1.42"	M5 x 0.8P	16080C-20
29014	CAT40 x 1/4" I.D. - 6"	1/4"	.71"	1.37"	6"	1.42"	M5 x 0.8P	16080C-20
29018	CAT40 x 5/16" I.D. - 5"	5/16"	.79"	1.06"	5"	1.42"	M6 x 1.0P	16081C-20
29023	CAT40 x 3/8" I.D. - 5"	3/8"	.94"	1.37"	5"	1.53"	M8 x 1.25P	16082C-20
29024	CAT40 x 3/8" I.D. - 6"	3/8"	.94"	1.37"	6"	1.53"	M8 x 1.25P	16082C-20
29029	CAT40 x 1/2" I.D. - 5"	1/2"	1.10"	1.37"	5"	1.85"	M10 x 1.5P	16083C-20
29030	CAT40 x 1/2" I.D. - 6"	1/2"	1.10"	1.37"	6"	1.85"	M10 x 1.5P	16083C-20
29037	CAT40 x 3/4" I.D. - 5"	3/4"	1.26"	1.37"	5"	2.04"	M16 x 2.0P	16089C-20
29038	CAT40 x 3/4" I.D. - 6"	3/4"	1.26"	1.37"	6"	2.04"	M16 x 2.0P	16089C-20
29044	CAT40 x 1.0" I.D. - 6"	1.0"	1.81"	2.09"	6"	2.28"	M20 x 2.0P	16091C-20



## Features

- Smaller nose diameter (d2)
- Maximum T.I.R. only 0.0001"
- Balanced 25,000 RPM at G2.5



Use SlimLINE holders for finish passes where small nose diameter (d2) tooling is needed.

## CAT40 SlimLINE ShrinkFIT Holders Inch Sizes

Part No.	Description	d1	d2	d3	L	l1	thread	coolant screw
31528	CAT40 x 1/8" I.D. - 3.15" SlimLINE	1/8"	.35"	.60"	3.15"	.78"	M6 x 1.0P	16081C-20
31538	CAT40 x 3/16" I.D. - 3.15" SlimLINE	3/16"	.43"	.68"	3.15"	.78"	M6 x 1.0P	16081C-20
31548	CAT40 x 1/4" I.D. - 3.15" SlimLINE	1/4"	.47"	.72"	3.15"	1.42"	M5 x 0.8P	16080C-20
31568	CAT40 x 3/8" I.D. - 3.15" SlimLINE	3/8"	.63"	.88"	3.15"	1.93"	M8 x 1.25P	16082C-20
31588	CAT40 x 1/2" I.D. - 3.15" SlimLINE	1/2"	.70"	.96"	3.15"	1.93"	M10 x 1.5P	16083C-20

## CAT40 SlimLINE ShrinkFIT Holders Metric Sizes

Part No.	Description	d1	d2	d3	L	l1	thread	coolant screw
29103	CAT40 x 3mm I.D. - 80mm SlimLINE	3mm	9mm	15.5mm	80mm	45mm	M6 x 1.0P	16081C-20
29104	CAT40 x 4mm I.D. - 80mm SlimLINE	4mm	10mm	16.3mm	80mm	45mm	M6 x 1.0P	16081C-20
29106	CAT40 x 6mm I.D. - 80mm SlimLINE	6mm	12mm	18.3mm	80mm	45mm	M5 x 0.8P	16080C-20



# CAT40 Precision ShrinkFIT Toolholders – Metric Size

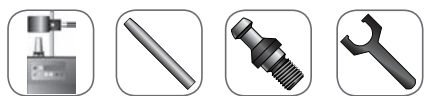


Techniks Certified for accuracy and balance

## ShrinkFIT Features

- Maximum T.I.R. only 0.0001"
- Balanced 25,000 RPM at G2.5
- Comes with coolant-thru set screw installed

ShrinkFIT toolholders provide concentric clamping force of 10,000 lbs. or more directly on the cutting tool shank to reduce T.I.R. (runout). This allows operators to run faster and cutters last longer too.

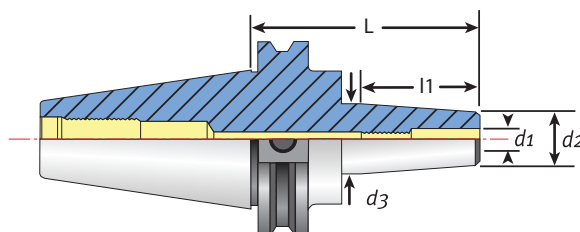


ShrinkFIT  
Machines  
pg. 116

ShrinkFIT  
Extensions  
pg. 115

Retention  
Knobs  
pg. 228

Wrenches  
pg. 232



Coolant-thru  
set screw included.  
Page 115 for dimensions.



## CAT40 Metric ShrinkFIT Holders

Part No.	Description	d1	d2	d3	L	l1	thread	coolant screw
29204	CAT40 x 4mm I.D. - 100mm	4mm	10mm	18.7mm	100mm	20mm	M6 x 1.0P	16081C-20
29206	CAT40 x 5mm I.D. - 100mm	5mm	16mm	22mm	100mm	20mm	M8 x 1.25P	16081C-20
29208	CAT40 x 6mm I.D. - 100mm	6mm	21mm	27mm	100mm	36mm	M5 x 0.8P	16080C-20
29210	CAT40 x 6mm I.D. - 150mm	6mm	21mm	27mm	150mm	36mm	M5 x 0.8P	16080C-20
29212	CAT40 x 8mm I.D. - 100mm	8mm	21mm	27mm	100mm	36mm	M6 x 1.0P	16081C-20
29214	CAT40 x 8mm I.D. - 150mm	8mm	21mm	27mm	150mm	36mm	M6 x 1.0P	16081C-20
29216	CAT40 x 10mm I.D. - 100mm	10mm	24mm	32mm	100mm	42mm	M8 x 1.25P	16082C-20
29218	CAT40 x 10mm I.D. - 150mm	10mm	24mm	32mm	150mm	42mm	M8 x 1.25P	16082C-20
29220	CAT40 x 12mm I.D. - 100mm	12mm	24mm	32mm	100mm	47mm	M10 x 1.5P	16083C-20
29222	CAT40 x 12mm I.D. - 150mm	12mm	24mm	32mm	150mm	47mm	M10 x 1.5P	16083C-20
29226	CAT40 x 14mm I.D. - 100mm	14mm	27mm	34mm	100mm	47mm	M10 x 1.5P	16083C-20
29228	CAT40 x 14mm I.D. - 152.4mm	14mm	27mm	34mm	152.4mm	47mm	M10 x 1.5P	16083C-20
29232	CAT40 x 16mm I.D. - 100mm	16mm	27mm	34mm	100mm	50mm	M12 x 1.75P	16085C-20
29234	CAT40 x 16mm I.D. - 160mm	16mm	27mm	34mm	160mm	50mm	M12 x 1.75P	16085C-20
29236	CAT40 x 18mm I.D. - 100mm	18mm	33mm	42mm	100mm	50mm	M12 x 1.75P	16089C-20
29238	CAT40 x 20mm I.D. - 80mm	20mm	33mm	42mm	80mm	52mm	M16 x 2.0P	16089C-20
29240	CAT40 x 25mm I.D. - 101.6mm	25mm	44mm	53mm	101.6mm	58mm	M20 x 2.0P	16091C-20

# CAT40 CoolBLAST, CAT40 CoolFLEX Holders



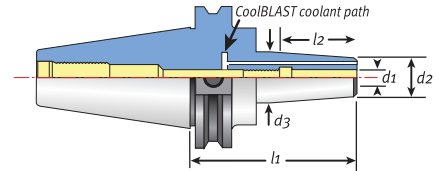
## CoolBLAST Features

- Maximum chip removal for maximum feed rates
- Balanced 25,000 RPM at G2.5
- Comes with coolant-thru set screw installed



3-port design features smaller coolant holes for increased pressure & easier tool removal.

CoolBLAST features a 3° angle to better direct coolant on the cutting tool.  
CoolBLAST coolant ports direct coolant on the tool path, even at high RPMs.



## CAT40 CoolBLAST ShrinkFIT Holders

Part No.	Description	d1	d2	d3	L	l1	thread	coolant screw
29004B	CAT40 x 1/8" - 5" with CoolBlast	1/8"	.63"	.87"	5"	.79"	M8 x 1.25P	16081C-20
29008B	CAT40 x 3/16" - 5" with CoolBlast	3/16"	.63"	.87"	5"	.79"	M6 x 1.0P	16081C-20
29014B	CAT40 x 1/4" - 6" with CoolBlast	1/4"	.71"	1.40"	6"	1.42"	M5 x 0.8P	16080C-20
29018B	CAT40 x 5/16" - 5" with CoolBlast	5/16"	.78"	1.06"	5"	1.42"	M6 x 1.0P	16081C-20
29023B	CAT40 x 3/8" I.D. - 5" with CoolBLAST	3/8"	.94"	1.26"	5"	1.53"	M8 x 1.25P	16082C-20
29029B	CAT40 x 1/2" I.D. - 5" with CoolBLAST	1/2"	1.10"	1.34"	5"	1.85"	M10 x 1.5P	16083C-20
29033B	CAT40 x 5/8" I.D. - 5" with CoolBLAST	5/8"	1.06"	1.34"	5"	1.97"	M12 x 1.75P	16085C-20
29036B	CAT40 x 3/4" I.D. - 4" with CoolBLAST	3/4"	1.42"	1.65"	4"	2.04"	M16 x 2.0P	16089C-20
29037B	CAT40 x 3/4" I.D. - 5" with CoolBLAST	3/4"	1.42"	1.65"	5"	2.04"	M16 x 2.0P	16089C-20

Blue indicates coolant.

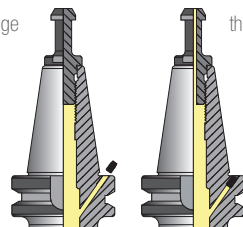
## CoolFLEX Feature

CoolFLEX holders are factory set for coolant-thru spindle. Simply remove 2 stop screws for DIN B coolant-thru flange.

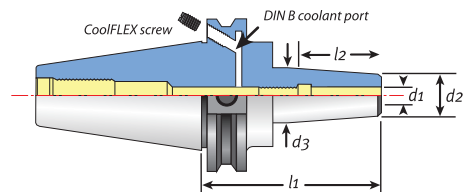
### Part No. Description

HSA-4-6	40 taper DIN B screw
---------	----------------------

thru flange      thru spindle



Coolant Set Screws page 115.



## CAT40 CoolFLEX ShrinkFIT Holders

Part No.	Description	d1	d2	d3	L	l1	thread	coolant screw
29011F	CAT40 x 1/4" I.D. - 3.5" with CoolFLEX	1/4"	.71"	1.06"	3.5"	1.42"	M5 x 0.8P	16080C-20
29021F	CAT40 x 3/8" I.D. - 3.75" with CoolFLEX	3/8"	.94"	1.26"	3.75"	1.53"	M8 x 1.25P	16082C-20
29027F	CAT40 x 1/2" I.D. - 3.75" with CoolFLEX	1/2"	1.10"	1.34"	3.75"	1.85"	M10 x 1.5P	16083C-20
29040F	CAT40 x 1.0" I.D. - 3" with CoolFLEX	1.0"	1.81"	2.04"	3"	2.28"	M20 x 2.0P	16091C-20
29042F	CAT40 x 1.0" I.D. - 4" with CoolFLEX	1.0"	1.81"	2.09"	4"	2.28"	M20 x 2.0P	16091C-20
29046F	CAT40 x 1-1/4" I.D. - 4" with CoolFLEX	1-1/4"	1.81"	2.09"	4"	2.28"	M20 x 2.0P	16091C-20

Blue indicates coolant.





# CAT40 Precision CoolBLAST/CoolFLEX Holders



## Features

- Get CoolBLAST performance from DIN B spindles
- Balanced 25,000 RPM at G2.5
- Comes with coolant-thru set screw installed

CoolBLAST features a 3° angle to better direct coolant on the cutting tool. CoolBLAST coolant ports direct coolant on the tool path, even at high RPMs.



Techniks Certified for accuracy and balance



ShrinkFIT  
Machines  
pg. 116



ShrinkFIT  
Extensions  
pg. 115



Retention  
Knobs  
pg. 228



Wrenches  
pg. 232



3-port design features smaller coolant holes for increased pressure & easier tool removal.



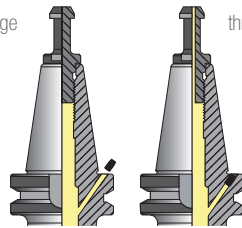
## CoolFLEX Feature

CoolFLEX holders are factory set for coolant-thru spindle. Simply remove 2 stop screws for DIN B coolant-thru flange.

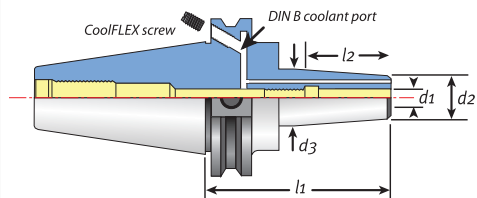
### Part No. Description

HSA-4-6	40 taper DIN B screw
---------	----------------------

thru flange      thru spindle



Coolant Set Screws page 115.



## CAT40 CoolBLAST and CoolFLEX DIN B Coolant Capability

Part No.	Description	d1	d2	d3	L	l1	thread	coolant screw
29002FB	CAT40 x 1/8" I.D. - 3.5"	1/8"	.63"	.87"	3.5"	-	M6 x 1.0P	16081C-20
29006FB	CAT40 x 3/16" I.D. - 3.5"	3/16"	.63"	.87"	3.5"	-	M8 x 1.25P	16081C-20
29011FB	CAT40 x 1/4" I.D. - 3.5"	1/4"	.71"	1.06"	3.5"	1.42"	M5 x 0.8P	16080C-20
29016FB	CAT40 x 5/16" I.D. - 3.5"	5/16"	.78"	1.06"	3.5"	1.42"	M6 x 1.0P	16081C-20
29021FB	CAT40 x 3/8" I.D. - 3.75"	3/8"	.94"	1.26"	3.75"	1.53"	M8 x 1.25P	16082C-20
29023FB	CAT40 x 3/8" I.D. - 5"	3/8"	.94"	1.26"	5"	1.53"	M8 x 1.25P	16082C-20
29027FB	CAT40 x 1/2" I.D. - 3.75"	1/2"	1.10"	1.34"	3.75"	1.85"	M10 x 1.5P	16083C-20
29032FB	CAT40 x 5/8" I.D. - 3.75"	5/8"	1.06"	1.34"	3.75"	1.97"	M12 x 1.75P	16085C-20
29036FB	CAT40 x 3/4" I.D. - 4"	3/4"	1.42"	1.65"	4"	2.04"	M16 x 2.0P	16089C-20
29042FB	CAT40 x 1.0" I.D. - 4"	1.0"	1.81"	2.09"	4"	2.28"	M20 x 2.0P	16091C-20

Blue indicates coolant.

# CAT40 DualDRIVE for Dual-Contact Spindles



Techniks Certified for accuracy and balance

CoolBLAST features a 3° angle to better direct coolant on the cutting tool.

CoolBLAST coolant ports direct coolant on the tool path, even at high RPMs.

## Features

- CoolBLAST ports directs coolant right on tool
- CoolFLEX DIN B coolant-thru spindle or thru flange is standard
- Balanced to 25,000 RPM at G2.5

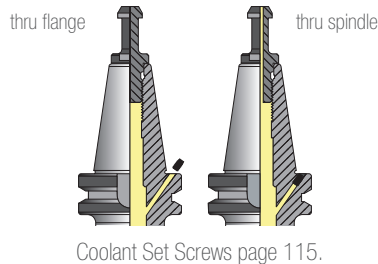
## Benefits

- Better rigidity and reduced vibration (chatter)
- Improved performance at high metal removal rates and when machining at extended lengths

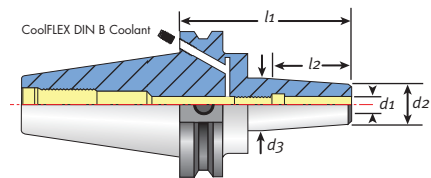
### CoolFLEX Feature

CoolFLEX holders are factory set for coolant-thru spindle. Simply remove 2 stop screws for DIN B coolant-thru flange.

Part No.	Description
HSA-4-6	40 taper DIN B screw



3-port design features smaller coolant holes for increased pressure & easier tool removal.



## CAT40 DualDRIVE CoolBLAST with DIN B CoolFLEX Holders

Part No.	Description	d1	d2	d3	L	l1	thread	coolant screw
46.651B.58.315	CAT40 x 1/2" - 3.15" DualDRIVE w/BLAST	1/2"	28mm	34mm	3.15"	47mm	M10 x 1.5P	16083C-20
46.651B.64.400	CAT40 x 3/4" - 4" DualDRIVE w/BLAST	3/4"	36mm	42mm	4"	52mm	M16 x 2.0P	16089C-20

Blue indicates coolant.

## CAT40 DualDRIVE CoolFLEX (DIN B) ShrinkFIT Holders


Part No.	Description	d1	d2	d3	L	l1	thread	coolant screw
46.651.54.350	CAT40 x 1/4" - 3.5" DualDRIVE w/FLEX	1/4"	18mm	27mm	3.5"	36mm	M5 x 0.8P	16080C-20
46.651.56.375	CAT40 x 3/8" - 3.75" DualDRIVE w/FLEX	3/8"	24mm	32mm	3.75"	42mm	M8 x 1.25P	16082C-20
46.651.58.375	CAT40 x 1/2" - 3.75" DualDRIVE w/FLEX	1/2"	28mm	34mm	3.75"	47mm	M10 x 1.5P	16083C-20
46.651.64.400	CAT40 x 3/4" - 4" DualDRIVE w/FLEX	3/4"	36mm	42mm	4"	52mm	M16 x 2.0P	16089C-20
46.651.68.400	CAT40 x 1.0" - 4" DualDRIVE w/FLEX	1.0"	46mm	53mm	4"	58mm	M20 x 2.0P	16091C-20
46.651.72.400	CAT40 x 1-1/4" DualDRIVE w/FLEX	1-1/4"	46mm	53mm	4"	58mm	M20 x 2.0P	16091C-20

Blue indicates coolant.

### Dual-Contact Spindles

Use Techniks DualDRIVE holders if your machine has a dual-contact spindle. Dual-Contact is a spindle option offered by some machine tool builders.

Dual-contact means both the toolholder taper and the flange make contact with the spindle. Dual-contact increases rigidity and accuracy during machining.



See our demonstration video of DualDRIVE at: <http://ow.ly/sUOqL>



# CAT50 Precision ShrinkFIT Toolholders – Inch Size



Techniks Certified for accuracy and balance

## Features

- Maximum T.I.R. only 0.0001"
- Balanced 25,000 RPM at G2.5
- Comes with coolant-thru set screw installed



ShrinkFIT  
Machines  
pg. 116



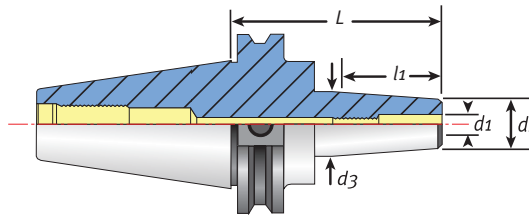
ShrinkFIT  
Extensions  
pg. 115



Retention  
Knobs  
pg. 228



Wrenches  
pg. 232



Coolant-thru  
set screw included.  
Page 115 for dimensions.



## CAT50 ShrinkFIT Holders

Part No.	Description	d1	d2	d3	L	l1	thread	coolant screw
29051	CAT50 x 1/8" I.D. - 4"	1/8"	.36"	.72"	4"	.79"	M6 x 1.0P	16081C-20
29052	CAT50 x 3/16" I.D. - 3.54"	3/16"	.42"	.74"	3.54"	.79"	M6 x 1.0P	16081C-20
29054	CAT50 x 1/4" I.D. - 3.54"	1/4"	.71"	1.02"	3.54"	1.42"	M5 x 0.8P	16080C-20
29056	CAT50 x 5/16" I.D. - 3.54"	5/16"	.79"	1.06"	3.54"	1.42"	M6 x 1.0P	16081C-20
29058	CAT50 x 3/8" I.D. - 3.94"	3/8"	.94"	1.26"	3.94"	1.42"	M8 x 1.25P	16082C-20
29060	CAT50 x 1/2" I.D. - 3.94"	1/2"	1.10"	1.34"	3.94"	1.85"	M10 x 1.5P	16083C-20
29062	CAT50 x 5/8" I.D. - 3.94"	5/8"	1.06"	1.34"	3.94"	1.97"	M12 x 1.75P	16085C-20
29064	CAT50 x 3/4" I.D. - 4.13"	3/4"	1.42"	1.65"	4.13"	2.04"	M16 x 2.0P	16089C-20
29068	CAT50 x 1.0" I.D. - 4.13"	1"	1.81"	2.09"	4.13"	2.28"	M20 x 2.0P	16091C-20
29072	CAT50 x 1-1/4" I.D. - 4.13"	1-1/4"	1.81"	2.09"	4.13"	2.28"	M20 x 2.0P	16091C-20
29074	CAT50 x 1-1/4" I.D. - 4.72"	1-1/4"	1.81"	2.09"	4.72"	2.28"	M20 x 2.0P	16091C-20

## CAT50 Extended Length ShrinkFIT Holders

Part No.	Description	d1	d2	d3	L	l1	thread	coolant screw
29052-6	CAT50 x 3/16" I.D. - 6"	3/16"	.42"	.71"	6"	.79"	M6 x 1.0P	16081C-20
29054-6	CAT50 x 1/4" I.D. - 6"	1/4"	.71"	1.06"	6"	1.42"	M8 x 1.25P	16080C-20
29054-8	CAT50 x 1/4" I.D. - 8"	1/4"	.71"	1.06"	8"	1.42"	M5 x 0.8P	16080C-20
29058-6	CAT50 x 3/8" I.D. - 6"	3/8"	.78"	1.06"	6"	1.42"	M8 x 1.25P	16082C-20
29058-8	CAT50 x 3/8" I.D. - 8"	3/8"	.78"	1.06"	8"	1.42"	M8 x 1.25P	16082C-20
29060-6	CAT50 x 1/2" I.D. - 6"	1/2"	1.10"	1.34"	6"	1.85"	M10 x 1.5P	16081C-20
29060-8	CAT50 x 1/2" I.D. - 8"	1/2"	1.10"	1.34"	8"	1.85"	M10 x 1.5P	16083C-20
29062-6	CAT50 x 5/8" I.D. - 6"	5/8"	1.06"	1.34"	6"	1.97"	M12 x 1.75P	16085C-20
29066	CAT50 x 3/4" I.D. - 6"	3/4"	1.42"	1.65"	6"	2.04"	M16 x 2.0P	16089C-20
29070	CAT50 x 1.0" I.D. - 6"	1"	1.81"	2.09"	6"	2.28"	M20 x 2.0P	16091C-20
29076	CAT50 x 1-1/4" I.D. - 6"	1-1/4"	1.81"	2.09"	6"	2.28"	M20 x 2.0P	16091C-20



# CAT50 Precision ShrinkFIT Toolholders – Metric Size



Techniks Certified for accuracy and balance

## Features

- Maximum T.I.R. only 0.0001"
- Balanced 25,000 RPM at G2.5
- Comes with coolant-thru set screw installed



ShrinkFIT  
Machines  
pg. 116



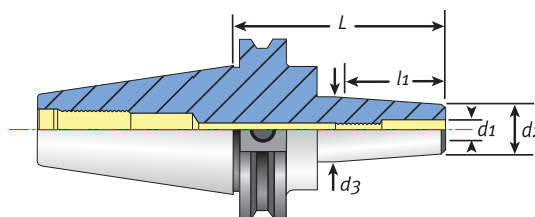
ShrinkFIT  
Extensions  
pg. 115



Retention  
Knobs  
pg. 228



Wrenches  
pg. 232



Coolant-thru  
set screw included.  
Page 115 for dimensions.



## CAT50 Metric ShrinkFIT Holders

Part No.	Description	d1	d2	d3	L	l1	thread	coolant screw
29252	CAT50 x 6mm I.D.-100mm	6mm	21mm	27mm	100mm	36mm	M5 x 0.8P	16080C-20
29256	CAT50 x 8mm I.D.-100mm	8mm	21mm	27mm	100mm	36mm	M6 x 1.0P	16081C-20
29260	CAT50 x 10mm I.D.-100mm	10mm	24mm	32mm	100mm	42mm	M8 x 1.25P	16082C-20
29264	CAT50 x 12mm I.D.-100mm	12mm	24mm	32mm	100mm	47mm	M10 x 1.5P	16083C-20
29268	CAT50 x 14mm I.D.-100mm	14mm	27mm	34mm	100mm	47mm	M10 x 1.5P	16083C-20
29272	CAT50 x 16mm I.D.-100mm	16mm	27mm	34mm	100mm	50mm	M12 x 1.75P	16085C-20
29276	CAT50 x 18mm I.D.-100mm	18mm	33mm	42mm	100mm	50mm	M12 x 1.75P	16085C-20
29278-100	CAT50 x 20mm I.D.-100mm	20mm	33mm	42mm	100mm	52mm	M16 x 2.0P	16089C-20
29280	CAT50 x 25mm I.D.-100mm	25mm	44mm	53mm	100mm	58mm	M20 x 2.0P	16091C-20
29282	CAT50 x 32mm I.D.-100mm	32mm	44mm	53mm	100mm	58mm	M20 x 2.0P	16091C-20

## CAT50 Extended Length Metric ShrinkFIT Holders

Part No.	Description	d1	d2	d3	L	l1	thread	coolant screw
29254	CAT50 x 6mm I.D.-150mm	6mm	21mm	27mm	150mm	36mm	M5 x 0.8P	16080C-20
29254-8	CAT50 x 6mm I.D.-203mm	6mm	21mm	27mm	203mm	36mm	M5 x 0.8P	16080C-20
29258	CAT50 x 8mm I.D.-150mm	8mm	21mm	27mm	150mm	36mm	M6 x 1.0P	16081C-20
29258-8	CAT50 x 8mm I.D.-203mm	8mm	21mm	27mm	203mm	36mm	M6 x 1.0P	16081C-20
29262	CAT50 x 10mm I.D.-150mm	10mm	24mm	32mm	150mm	42mm	M8 x 1.25P	16082C-20
29266	CAT50 x 12mm I.D.-150mm	12mm	24mm	32mm	150mm	47mm	M10 x 1.5P	16083C-20
29266-8	CAT50 x 12mm I.D.-203mm	12mm	24mm	32mm	203mm	47mm	M10 x 1.5P	16083C-20
29270	CAT50 x 14mm I.D.-150mm	14mm	27mm	34mm	150mm	47mm	M10 x 1.5P	16083C-20
29274	CAT50 x 16mm I.D.-160mm	16mm	27mm	34mm	160mm	50mm	M12 x 1.75P	16085C-20
<b>NEW</b> 29278-160	CAT50 x 20mm I.D.-160mm	20mm	33mm	42mm	160mm	52mm	M16 x 2.0P	16089C-20
<b>NEW</b> 29280-160	CAT50 x 25mm I.D.-160mm	25mm	44mm	53mm	160mm	52mm	M20 x 2.0P	16091C-20



We stand behind all our products with our 100% Satisfaction Guarantee • [www.techniksusa.com](http://www.techniksusa.com)

# CAT50 Precision CoolBLAST ShrinkFIT Toolholders



Techniks Certified for accuracy and balance

CoolBLAST features a 3° angle to better direct coolant on the cutting tool.



CoolBLAST coolant ports direct coolant on the tool path, even at high RPMs. No need to purchase coolant-thru cutting tools.

## CoolBLAST Features

- Maximum chip removal for maximum feed rates
- Balanced 25,000 RPM at G2.5
- Comes with coolant-thru set screw installed



3-port design features smaller coolant holes for increased pressure & easier tool removal.



ShrinkFIT Machines  
pg. 116



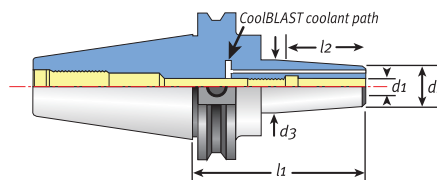
ShrinkFIT Extensions  
pg. 115



Retention Knobs  
pg. 228



Wrenches  
pg. 232



Coolant-thru set screw included.  
Page 115 for dimensions.



## CAT50 CoolBLAST ShrinkFIT Holders

Part No.	Description	d1	d2	d3	L	l1	thread	coolant screw
29252B	CAT50 x 6mm - 100mm CoolBlast	6mm	0.83"	1.06"	100mm	1.42"	M5 x 0.8P	16080C-20
29054B	CAT50 x 1/4" - 3.54" with CoolBLAST	1/4"	0.71"	0.98"	3.54"	1.42"	M5 x 0.8P	16080C-20
29058B	CAT50 x 3/8" - 3.94" with CoolBLAST	3/8"	0.94"	1.26"	3.94"	1.42"	M8 x 1.25P	16082C-20
29260B	CAT50 x 10mm - 100mm w/ CoolBlast	10mm	0.94"	1.26"	100mm	1.42"	M8 x 1.25P	16082C-20
29060B	CAT50 x 1/2" - 3.94" with CoolBLAST	1/2"	1.10"	1.34"	3.94"	1.85"	M10 x 1.5P	16083C-20
29062B	CAT50 x 5/8" - 3.94" with CoolBLAST	5/8"	1.06"	1.34"	3.94"	1.97"	M12 x 1.75P	16085C-20
29064B	CAT50 x 3/4" - 4.13" with CoolBLAST	3/4"	1.42"	1.65"	4.13"	2.04"	M16 x 2.0P	16089C-20
29068B	CAT50 x 1" - 4.13" with CoolBLAST	1"	1.81"	2.09"	4.13"	2.28"	M20 x 2.0P	16091C-20
29072B	CAT50 x 1-1/4" - 4.13" w/ CoolBLAST	1-1/4"	1.81"	2.09"	4.13"	2.28"	M20 x 2.0P	16091C-20

Blue indicates coolant.

## CAT50 Extended Length CoolBLAST ShrinkFIT Holders

Part No.	Description	d1	d2	d3	L	l1	thread	coolant screw
29054-6B	CAT50 x 1/4" - 6" with CoolBLAST	1/4"	0.71"	1.06"	6"	1.42"	M5 x 0.8P	16080C-20
29058-6B	CAT50 x 3/8" - 6" with CoolBLAST	3/8"	0.94"	1.26"	6"	1.65"	M8 x 1.25P	16082C-20
29060-6B	CAT50 x 1/2" - 6" with CoolBLAST	1/2"	1.10"	1.34"	6"	1.85"	M10 x 1.5P	16083C-20
29062-6B	CAT50 x 5/8" - 6" with CoolBLAST	5/8"	1.06"	1.34"	6"	1.97"	M12 x 1.75P	16085C-20
29066B	CAT50 x 3/4" - 6" with CoolBLAST	3/4"	1.42"	1.65"	6"	2.04"	M16 x 2.0P	16089C-20
29070B	CAT50 x 1" - 6" with CoolBLAST	1"	1.81"	2.09"	6"	2.28"	M20 x 2.0P	16091C-20

Blue indicates coolant.

# CAT50 DualDRIVE for Dual-Contact Spindles



Techniks Certified for accuracy and balance

## Features

- CoolBLAST ports directs coolant right on tool
- CoolFLEX DIN B coolant-thru spindle or thru flange is standard
- Balanced to 25,000 RPM at G2.5

## Benefits

- Better rigidity and reduced vibration (chatter)
- Improved performance at high metal removal rates and when machining at extended lengths


## CAT50 ShrinkFIT Holders

Part No.	Description	d1	d2	d3	L	I1	thread	coolant screw
47.651.54.354	CAT50 x 1/4" - 3.54" DualDRIVE	1/4"	.71"	1.02"	3.54"	1.42"	M5 x 0.8P	16080C-20
47.651.56.394	CAT50 x 3/8" - 3.94" DualDRIVE	3/8"	.94"	1.26"	3.94"	1.42"	M8 x 1.25P	16082C-20
47.651.58.394	CAT50 x 1/2" - 3.94" DualDRIVE	1/2"	1.10"	1.34"	3.94"	1.85"	M10 x 1.5P	16083C-20
47.651.61.394	CAT50 x 5/8" - 3.94" DualDRIVE	5/8"	1.06"	1.34"	3.94"	1.97"	M12 x 1.75P	16085C-20
47.651.64.413	CAT50 x 3/4" - 4.13" DualDRIVE	3/4"	1.42"	1.65"	4.13"	2.04"	M16 x 2.0P	16089C-20
47.651.68.413	CAT50 x 1.0" - 4.13" DualDRIVE	1"	1.81"	2.09"	4.13"	2.28"	M20 x 2.0P	16091C-20
47.651.72.413	CAT50 x 1-1/4" - 4.13" DualDRIVE	1-1/4"	1.81"	2.09"	4.13"	2.28"	M20 x 2.0P	16091C-20
41.651.58.600	CAT50 x 1/2" I.D. - 6" DualDRIVE	1/2"	1.10"	1.34"	6"	1.85"	M10 x 1.5P	16081C-20
47.651.25.100	CAT50 x 25mm I.D.-100mm DualDRIVE	25mm	44mm	53mm	100mm	58mm	M20 x 2.0P	16091C-20
47.651.32.100	CAT50 x 32mm I.D.-100mm DualDRIVE	32mm	44mm	53mm	100mm	58mm	M20 x 2.0P	16091C-20

## Dual-Contact Spindles

Use Techniks DualDRIVE holders if your machine has a dual-contact spindle. Dual-Contact is a spindle option offered by some machine tool builders.

Dual-contact means both the toolholder taper and the flange make contact with the spindle. Dual-contact increases rigidity and accuracy during machining.



See our demonstration video of DualDRIVE at:  
<http://ow.ly/sUOqL>

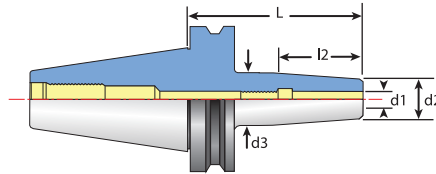
# BT30 ShrinkFIT & DualDRIVE for Dual-Contact Spindles




Techniks Certified for accuracy and balance

## Features

- Maximum T.I.R. only 0.0001"
- Balanced 25,000 RPM at G2.5
- Comes with coolant-thru set screw installed



Coolant-thru set screw included. Page 115 for dimensions.



## BT30 ShrinkFIT Holders

Part No.	Description	d1	d2	d3	L	l2	thread	coolant screw
67250	BT30 x 1/4" I.D. - 3"	1/4"	0.82"	1.06"	3"	1.42"	M5 x 0.8P	16082C-20
67375	BT30 x 3/8" I.D. - 3"	3/8"	0.94"	1.25"	3"	1.42"	M8 x 1.25P	16082C-20
67500	BT30 x 1/2" I.D. - 3"	1/2"	0.94"	1.25"	3"	1.85"	M10 x 1.5P	16083C-20
67625	BT30 x 5/8" I.D. - 3"	5/8"	1.06"	1.33"	3"	1.97"	M12 x 1.75P	16085C-20
67750	BT30 x 3/4" I.D. - 3"	3/4"	1.29"	1.62"	3"	2.04"	M16 x 2.0P	16089C-20



Techniks Certified for accuracy and balance

## Features

- Designed for dual-contact spindles
- Coolant-thru spindle or thru flange (DIN B) (comes with coolant-thru set screw installed)
- Balanced to 25,000 RPM at G2.5

## Benefits

- Better rigidity and reduced vibration (chatter)
- Improved performance at high metal removal rates and when machining at extended lengths


## BT30 DualDRIVE ShrinkFIT Holders

Part No.	Description	d1	d2	d3	L	l2	thread	coolant screw
25.651.54.300	BT30 x 1/4" I.D. - 3" DualDRIVE	1/4"	.83"	1.06"	3"	1.42"	M8 x 1.25P	16082C-20
25.651.56.300	BT30 x 3/8" I.D. - 3" DualDRIVE	3/8"	.94"	1.26"	3"	1.42"	M8 x 1.25P	16082C-20
25.651.58.300	BT30 x 1/2" I.D. - 3" DualDRIVE	1/2"	.94"	1.26"	3"	1.85"	M10 x 1.5P	16083C-20
25.651.61.300	BT30 x 5/8" I.D. - 3" DualDRIVE	5/8"	1.06"	1.34"	3"	1.97"	M12 x 1.75P	16085C-20
25.651.64.300	BT30 x 3/4" I.D. - 3" DualDRIVE	3/4"	1.30"	1.62"	3"	2.04"	M16 x 2.0P	16089C-20

### Dual-Contact Spindles

Use Techniks DualDRIVE holders if your machine has a dual-contact spindle. Dual-Contact is a spindle option offered by some machine tool builders.

Dual-contact means both the toolholder taper and the flange make contact with the spindle. Dual-contact increases rigidity and accuracy during machining.



See our demonstration video of DualDRIVE at: <http://ow.ly/sUOqL>

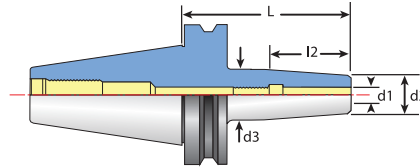
# BT40 Precision ShrinkFIT Toolholders



Techniks Certified for accuracy and balance

## Features

- Maximum T.I.R. only 0.0001"
- Balanced 25,000 RPM at G2.5
- Comes with coolant-thru set screw installed



Coolant-thru set screw included.  
Page 115 for dimensions.



## BT40 ShrinkFIT Holders Inch Size

Part No.	Description	d1	d2	d3	L	l2	thread	coolant screw
39110	BT40 x 3/16" I.D. - 3.54	3/16"	.43"	.75"	6"	.79"	M6 x 1.0P	16081C-20
39111	BT40 x 1/4" I.D. - 3.54	1/4"	.82"	1.06"	6"	1.42"	M5 x 0.8P	16080C-20
39113	BT40 x 3/8" I.D. - 3.54	3/8"	.94"	1.25"	6"	1.65"	-	16082C-20
39114	BT40 x 1/2" I.D. - 3.54	1/2"	1.10"	1.34"	6"	1.85"	M10 x 1.5P	16083C-20
19029	BT40 x 5/8" I.D. - 3.54	5/8"	1.06"	1.34"	6"	1.96"	M12 x 1.75P	16089C-20
39115	BT40 x 3/4" I.D. - 3.54	3/4"	1.29"	1.65"	6"	2.04"	M16 x 2.0P	16085C-20
39117	BT40 x 1.0" I.D. - 3.54	1.0"	1.73"	2.08"	6"	2.28"	M20 x 2.0P	16089C-20
39119-4.13	BT40 x 1-1/4" I.D. - 4.13	1-1/4"	1.81"	2.08"	6"	2.28"	M20 x 2.0P	16091C-20

## BT40 Extended Length ShrinkFIT Holders

Part No.	Description	d1	d2	d3	L	l2	thread	coolant screw
19019-6	BT40 x 1/8" I.D. - 6"	1/8"	.36"	.63"	6"	0.70"	M6 x 1.0P	16081C-20
19020-6	BT40 x 3/16" I.D. - 6"	3/16"	.43"	.70"	6"	0.79"	M6 x 1.0P	16081C-20
19022-6	BT40 x 1/4" I.D. - 6"	1/4"	.49"	.83"	6"	1.42"	M5 x 0.8P	16080C-20
19026-6	BT40 x 3/8" I.D. - 6"	3/8"	.61"	.94"	6"	1.65"	M8 x 1.25P	16082C-20
19028-6	BT40 x 1/2" I.D. - 6"	1/2"	.74"	1.06"	6"	1.85"	M10 x 1.5P	16083C-20
19030-6	BT40 x 5/8" I.D. - 6"	5/8"	1.06"	1.34"	6"	1.96"	M12 x 1.75P	16085C-20
19032-6	BT40 x 3/4" I.D. - 6"	3/4"	1.29"	1.65"	6"	1.65"	M16 x 2.0P	16089C-20
19034-6	BT40 x 1" I.D. - 6"	1"	1.73"	2.09"	6"	2.28"	M20 x 2.0P	16091C-20

## BT40 ShrinkFIT Holders Metric Size

Part No.	Description	d1	d2	d3	L	l2	thread	coolant screw
19136-135	BT40 x 6mm I.D. - 135mm	6mm	12mm	26mm	135mm	36mm	M5 x 0.8P	16080C-20
19138	BT40 x 8mm I.D. - 90mm	8mm	21mm	26mm	90mm	36mm	M6 x 1.0P	16081C-20
19138-135	BT40 x 8mm I.D. - 135mm	8mm	14mm	36mm	135mm	36mm	M6 x 1.0P	16081C-20
19140	BT40 x 10mm I.D. - 90mm	10mm	24mm	29mm	90mm	36mm	M8 x 1.25P	16082C-20
19140-135	BT40 x 10mm - I.D. 135mm	10mm	16mm	36mm	135mm	42mm	M8 x 1.25P	16082C-20
19142	BT40 x 12mm - I.D. 90mm	12mm	24mm	29mm	90mm	47mm	M10 x 1.5P	16083C-20
19142-135	BT40 x 12mm - I.D. 135mm	12mm	15mm	29mm	135mm	47mm	M10 x 1.5P	16083C-20



We stand behind all our products with our 100% Satisfaction Guarantee • [www.techniksusa.com](http://www.techniksusa.com)



# HSK40E, 50E Precision ShrinkFIT Holders

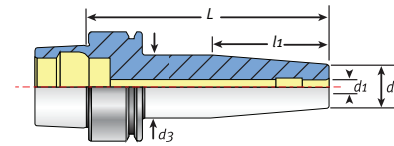


## Features

- Maximum T.I.R. only 0.0001"
- Balanced 25,000 RPM at G2.5
- Coolant-thru set screw installed



Techniks Certified for accuracy and balance



## HSK40E Inch Size ShrinkFIT Holders

Part No.	Description	d1	d2	d3	L	l2	thread	coolant screw
39001-E	HSK40E x 1/8" I.D. - 3.54"	1/8"	.36"	.47"	3.54"	.79"	-	16081C-20
39002-E	HSK40E x 3/16" I.D. - 3.54"	3/16"	.63"	.71"	3.54"	.79"	-	16081C-20
39004-E	HSK40E x 1/4" I.D. - 3.54"	1/4"	.71"	1.06"	3.54"	1.42"	M5 x 0.8P	16080C-20
39006-E	HSK40E x 5/16" I.D. - 3.54"	5/16"	.83"	1.06"	3.54"	1.42"	M6 x 1.0P	16081C-20
39008-E	HSK40E x 3/8" I.D. - 3.54"	3/8"	.94"	1.26"	3.54"	1.65"	M8 x 1.25P	16082C-20

## HSK40E Metric Size ShrinkFIT Holders

Part No.	Description	d1	d2	d3	L	l2	thread	coolant screw
39082-E	HSK40E x 3mm I.D. - 80mm	3mm	9mm	18mm	80mm	18mm	-	16081C-20
39084-E	HSK40E x 4mm I.D. - 80mm	4mm	10mm	22mm	80mm	20mm	-	16081C-20
39088-E	HSK40E x 6mm I.D. - 80mm	6mm	21mm	27mm	80mm	36mm	M5 x 0.8P	16080C-20
39090-E	HSK40E x 8mm I.D. - 80mm	8mm	21mm	27mm	80mm	36mm	M6 x 1.0P	16081C-20
39092-E	HSK40E x 10mm I.D. - 80mm	10mm	24mm	32mm	85mm	42mm	M8 x 1.25P	16082C-20



Use SlimLINE holders for finish passes where small nose diameter (d2) tooling is required.

## Features

- Smaller nose diameter (d2)
- Maximum T.I.R. only 0.0001"
- Balanced 25,000 RPM at G2.5

Coolant-thru set screw included. Page 115 for dimensions.



## HSK40E SlimLINE ShrinkFIT Holders

Part No.	Description	d1	d2	d3	L	l2	thread	coolant screw
99528	HSK40E x 1/8" I.D. - 2.36" SlimLINE	1/8"	.36"	.63"	2.36"	.78"	M6 x 1.0P	16081C-20
99538	HSK40E x 3/16" I.D. - 2.36" SlimLINE	3/16"	.43"	.69"	2.36"	.78"	M6 x 1.0P	16081C-20
99548	HSK40E x 1/4" I.D. - 2.36" SlimLINE	1/4"	.47"	.81"	2.36"	1.42"	M5 x 0.8P	16080C-20
99568	HSK40E x 3/8" I.D. - 2.36" SlimLINE	3/8"	.63"	.94"	2.36"	1.65"	M8 x 1.25P	16082C-20
99588	HSK40E x 1/2" I.D. - 2.36" SlimLINE	1/2"	.71"	1.06"	2.36"	1.85"	M10 x 1.5P	16083C-20

## HSK50E ShrinkFIT Holders

Part No.	Description	d1	d2	d3	L	l2	thread	coolant screw
39014-E	HSK50E x 1/8" I.D. - 3.15"	1/8"	.36"	.87"	3.15"	.79"	M6 x 1.0P	16081C-20
39016-E	HSK50E x 3/16" I.D. - 3.54"	3/16"	.43"	.87"	3.54"	.79"	M6 x 1.0P	16081C-20
39018-E	HSK50E x 1/4" I.D. - 3.54"	1/4"	.71"	1.06"	3.54"	1.42"	M5 x 0.8P	16080C-20
39020-E	HSK50E x 5/16" I.D. - 3.54"	5/16"	.83"	1.06"	3.54"	1.42"	M6 x 1.0P	16081C-20
39022-E	HSK50E x 3/8" I.D. - 3.54"	3/8"	.94"	1.26"	3.54"	1.65"	M8 x 1.25P	16082C-20
39024-E	HSK50E x 1/2" I.D. - 3.54"	1/2"	1.10"	1.34"	3.54"	1.85"	M10 x 1.5P	16083C-20
39025-E	HSK50E x 5/8" I.D. - 3.54"	5/8"	1.06"	1.34"	3.54"	.97"	M12 x 1.75P	16085C-20

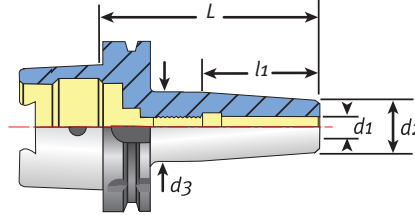
# HSK63A Precision ShrinkFIT Holders



Techniks Certified for accuracy and balance

## Features

- Maximum T.I.R. only 0.0001"
- Balanced 25,000 RPM at G2.5
- Comes with coolant-thru set screw installed



Coolant-thru set screw included. Page 115 for dimensions.



## HSK63A Inch Size ShrinkFIT Toolholders

Part No.	Description	d1	d2	d3	L	l1	thread	coolant screw
93115	HSK63A x 1/4" I.D. - 3.15"	1/4"	.83"	1.06"	3.15"	1.42"	M5 x 0.8P	16082C-20
93116	HSK63A x 5/16" I.D. - 3.15"	5/16"	.83"	1.06"	3.15"	1.42"	M6 x 1.0P	16082C-20
93117	HSK63A x 3/8" I.D. - 3.35"	3/8"	.94"	1.26"	3.35"	1.65"	M8 x 1.25P	16082C-20
93118	HSK63A x 7/16" I.D. - 3.54"	7/16"	.94"	1.26"	3.54"	1.85"	M8 x 1.25P	16082C-20
93119	HSK63A x 1/2" I.D. - 3.54"	1/2"	.94"	1.26"	3.54"	1.85"	M10 x 1.5P	16083C-20
93120	HSK63A x 9/16" I.D. - 3.54"	9/16"	1.06"	1.34"	3.54"	1.85"	M10 x 1.5P	16083C-20
93121	HSK63A x 5/8" I.D. - 3.74"	5/8"	1.06"	1.34"	3.74"	1.97"	M12 x 1.75P	16085C-20
93124	HSK63A x 3/4" I.D. - 3.94"	3/4"	1.30"	1.65"	3.94"	2.05"	M16 x 2.0P	16089C-20
93126	HSK63A x 1.0" I.D. - 4.53"	1.0"	1.73"	2.05"	4.53"	2.28"	M20 x 2.0P	16091C-20
93128	HSK63A x 1-1/4" I.D. - 4.72"	1-1/4"	1.73"	2.09"	4.72"	2.28"	M20 x 2.0P	16091C-20

## HSK63A Extended Length ShrinkFIT Toolholders


Part No.	Description	d1	d2	d3	L	l1	thread	coolant screw
93130	HSK63A x 3/8" I.D. - 6.3"	3/8"	.94"	1.26"	6.3"	1.65"	M8 x 1.25P	16082C-20
93135	HSK63A x 1/2" I.D. - 6.3"	1/2"	.94"	1.10"	6.3"	1.85"	M10 x 1.5P	16083C-20
93140	HSK63A x 3/4" I.D. - 6.3"	3/4"	1.42"	1.65"	6.3"	2.05"	M16 x 2.0P	16089C-20
93145	HSK63A x 1.0" I.D. - 6.3"	1.0"	1.73"	2.09"	6.3"	2.28"	M20 x 2.0P	16091C-20



## SlimLINE Features

- Smaller nose diameter (d2)
- Maximum T.I.R. only 0.0001"
- Balanced 25,000 RPM at G2.5

Use SlimLINE holders for finish passes where small nose diameter (d2) tooling is required.



Coolant-thru set screw included. Page 115 for dimensions.

## HSK63A SlimLINE ShrinkFIT Holders

Part No.	Description	d1	d2	d3	L	l1	thread	coolant screw
73528	HSK63A x 1/8" I.D. - 3.15" SlimLINE	1/8"	.35"	.63"	3.15"	.78"	M6x1.0P	16081C-20
73538	HSK63A x 3/16" I.D. - 3.15" SlimLINE	3/16"	.43"	.69"	3.15"	.78"	M6x1.0P	16081C-20
73548	HSK63A x 1/4" I.D. - 3.15" SlimLINE	1/4"	.47"	.81"	3.15"	1.42"	M5x0.8P	16080C-20
73568	HSK63A x 3/8" I.D. - 3.15" SlimLINE	3/8"	.63"	.94"	3.15"	1.65"	M8x1.25P	16082C-20
73588	HSK63A x 1/2" I.D. - 3.15" SlimLINE	1/2"	.71"	1.06"	3.15"	1.85"	M10x1.5P	16083C-20



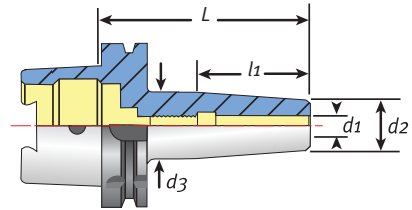
# HSK63A Precision ShrinkFIT Holders



Techniks Certified for accuracy and balance

## Features

- Maximum T.I.R. only 0.0001"
- Balanced 25,000 RPM at G2.5
- Coolant-thru set screw installed



## HSK63A Metric Size ShrinkFIT Toolholders

Part No.	Description	d1	d2	d3	L	l1	thread	coolant screw
39132	HSK63A x 4mm I.D. - 80mm	4mm	10mm	22mm	80mm	20mm	M6 x 1.0P	16082C-20
39134	HSK63A x 5mm I.D. - 80mm	5mm	16mm	22mm	80mm	20mm	M6 x 1.0P	16082C-20
39136	HSK63A x 6mm I.D. - 80mm	6mm	21mm	27mm	80mm	36mm	M5 x 0.8P	16082C-20
39138	HSK63A x 8mm I.D. - 80mm	8mm	21mm	27mm	80mm	36mm	M6 x 1.0P	16082C-20
39140	HSK63A x 10mm I.D. - 85mm	10mm	24mm	32mm	85mm	42mm	M8 x 1.25P	16082C-20
39142	HSK63A x 12mm I.D. - 90mm	12mm	24mm	32mm	90mm	47mm	M10 x 1.5P	16083C-20
39144	HSK63A x 14mm I.D. - 90mm	14mm	27mm	34mm	90mm	47mm	M10 x 1.5P	16083C-20
39146	HSK63A x 16mm I.D. - 95mm	16mm	27mm	34mm	95mm	50mm	M12 x 1.75P	16085C-20
39148	HSK63A x 18mm I.D. - 95mm	18mm	33mm	42mm	95mm	50mm	M12 x 1.75P	16085C-20
39150	HSK63A x 20mm I.D. - 100mm	20mm	33mm	42mm	100mm	52mm	M16 x 2.0P	16089C-20
39152	HSK63A x 25mm I.D. - 115mm	25mm	44mm	53mm	115mm	58mm	M20 x 2.0P	16091C-20
39154	HSK63A x 32mm I.D. - 120mm	32mm	44mm	53mm	120mm	58mm	M20 x 2.0P	16091C-20



## CoolBLAST Features

- Maximum chip removal and feed rates
- Balanced 25,000 RPM at G2.5
- Coolant-thru set screw installed



3-port design features smaller coolant holes for increased pressure & easier tool removal.

## HSK63A Inch Size CoolBLAST ShrinkFIT Toolholders

Part No.	Description	d1	d2	d3	L	l1	thread	coolant screw
93113B	HSK63A x 1/8" I.D. - 3.15" with CoolBLAST	1/8"	.63"	.87"	3.15"	.79"	M6x1.0P	16081C-20
93114B	HSK63A x 3/16" I.D. - 3.15" with CoolBLAST	3/16"	.63"	.87"	3.15"	.79"	M6 x 1.0P	16082C-20
93115B	HSK63A x 1/4" I.D. - 3.15" with CoolBLAST	1/4"	.83"	1.06"	3.15"	1.42"	M5 x 0.8P	16082C-20
93115-6B	HSK63A x 1/4" I.D. - 6" with CoolBLAST	1/4"	.83"	1.06"	6"	1.42"	M5 x 0.8P	16082C-20
93117B	HSK63A x 3/8" I.D. - 3.35" with CoolBLAST	3/8"	.94"	1.26"	3.35"	1.65"	M8 x 1.25P	16082C-20
93117-6B	HSK63A x 3/8" I.D. - 6" with CoolBLAST	3/8"	.94"	1.26"	6"	1.65"	M8 x 1.25P	16082C-20
93119B	HSK63A x 1/2" I.D. - 3.54" with CoolBLAST	1/2"	1.110"	1.34"	3.54"	1.85"	M10 x 1.5P	16083C-20
93119-6B	HSK63A x 1/2" I.D. - 6" with CoolBLAST	1/2"	1.110"	1.34"	6"	1.85"	M10 x 1.5P	16083C-20
93121B	HSK63A x 5/8" I.D. - 3.74" with CoolBLAST	5/8"	1.06"	1.34"	3.74"	1.97"	M12 x 1.75P	16085C-20
93121-6B	HSK63A x 5/8" I.D. - 6" with CoolBLAST	5/8"	1.06"	1.34"	6"	1.97"	M12 x 1.75P	16085C-20
93124B	HSK63A x 3/4" I.D. - 3.94" with CoolBLAST	3/4"	1.30"	1.65"	3.94"	2.05"	M16 x 2.0P	16089C-20
93124-6B	HSK63A x 3/4" I.D. - 6" with CoolBLAST	3/4"	1.30"	1.65"	6"	2.05"	M16 x 2.0P	16089C-20
93126-6B	HSK63A x 1" I.D. - 6" with CoolBLAST	1"	1.42"	1.65"	6"	2.04"	M20 x 2.0P	16091C-20

# HSK63F and HSK100A ShrinkFIT Toolholders



## Features

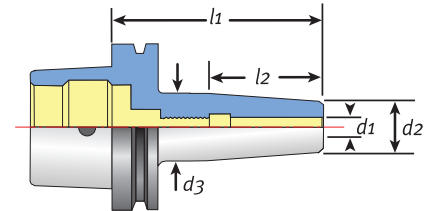
- Maximum T.I.R. only 0.0001"
- Balanced 25,000 RPM at G2.5
- Comes with coolant-thru set screw installed



Techniks Certified for accuracy and balance



Scan the QR code with a smartphone or enter this url: <http://ow.ly/rKs6W> to request our new 76 page CNC Router Tooling catalog. Or, you can call us at (800) 597-3921 to have it sent to you.



Order coolant-thru set screws separately. Page 115 for dimensions.



## HSK63F Inch ShrinkFIT Toolholders

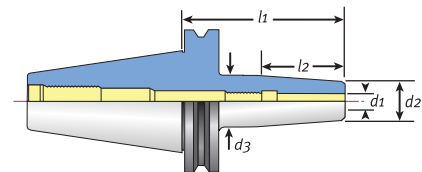
Part No.	Description	d1	d2	d3	l1	l2	thread	coolant screw
71250	HSK63F x 1/4" I.D. - 3.15"	1/4"	.83"	1.06"	3.15"	1.42"	M5 x 0.8P	16080C-20
71312	HSK63F x 5/16" I.D. - 3.74"	5/16"	.79"	1.06"	3.74"	1.42"	M6 x 1.0P	16081C-20
71375	HSK63F x 3/8" I.D. - 3.74"	3/8"	.94"	1.26"	3.74"	1.65"	M8 x 1.25P	16082C-20
71500	HSK63F x 1/2" I.D. - 3.74"	1/2"	.94"	1.26"	3.74"	1.85"	M10 x 1.5P	16083C-20
71625	HSK63F x 5/8" x 3.74"	5/8"	1.06"	1.34"	3.74"	1.97"	M12 x 1.75P	16085C-20
71750	HSK63F x 3/4" I.D. - 3.94"	3/4"	1.42"	1.65"	3.94"	2.05"	M16 x 2.0P	16089C-20
71100	HSK63F x 1.0" I.D. - 4.53"	1"	1.42"	1.65"	4.53"	2.28"	M20 x 2.0P	16091C-20

## HSK63F Metric ShrinkFIT Toolholders

Part No.	Description	d1	d2	d3	l1	l2	thread	coolant screw
71010	HSK63F x 20mm I.D. - 100mm	20mm	33mm	42mm	100mm	47mm	M16 x 2.0P	16089C-20
71011	HSK63F x 25mm I.D. - 115mm	25mm	44mm	53mm	115mm	58mm	M20 x 2.0P	16091C-20



ShrinkFIT toolholders provide concentric clamping force of 10,000 lbs. or more directly on the cutting tool shank to reduce T.I.R. (runout). This is why operators are able to run faster and cutters last longer too.



## ISO30 ShrinkFIT Toolholders

Part No.	Description	d1	d2	d3	l1	l2	thread	coolant screw
64250	ISO30 x 1/4" - 80	1/4"	21	27	80	39	M5 x 0.8P	16082C-20
64375	ISO30 x 3/8" - 80	3/8"	24	32	80	42	M8 x 1.25P	16082C-20
64500	ISO30 x 1/2" - 80	1/2"	28	32	80	47	M10 x 1.5P	16083C-20
64625	ISO30 x 5/8" - 80	5/8"	28	32	80	50	M12 x 1.75P	16085C-20
64750	ISO30 x 3/4" - 80	3/4"	33	42	80	52	M16 x 2.0P	16089C-20
64110	ISO30 x 1.0" - 4"	1.0"	46	53	4"	58	M20 x 2.0P	16091C-20

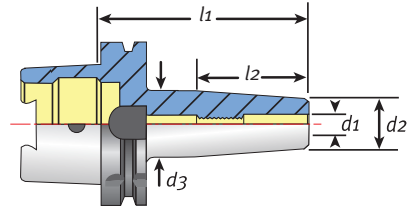


# HSK100A CoolBLAST ShrinkFIT Toolholders



## Features

- Maximum T.I.R. only 0.0001"
- Balanced 25,000 RPM at G2.5
- Coolant-thru set screw installed



CoolBLAST coolant ports direct coolant on the tool path, even at high RPMs. No need to purchase coolant-thru cutting tools.

CoolBLAST features a 3° angle to better direct coolant on the cutting tool.

## HSK100A ShrinkFIT Toolholders

Part No.	Description	d1	d2	d3	l1	l2	thread	coolant screw
39304	HSK100A x 1/8" I.D. - 90	1/8"	.35"	.87"	90	.79"	M6 x 1.0P	16081C-20
39306	HSK100A x 1/4" I.D. - 90	1/4"	.83"	1.06"	90	1.42"	M5 x 0.8P	16080C-20
<b>NEW</b> 39307	HSK 100A x 1/4" I.D. - 160	1/4"	.83"	1.06"	160	1.42"	M5 x 0.8P	16080C-20
39308	HSK100A x 5/16" I.D. - 85	5/16"	.79"	1.06"	85	1.42"	M6 x 1.0P	16081C-20
39310	HSK 100A x 3/8" I.D. - 90	3/8"	.94"	1.26"	90	1.65"	M8 x 1.25P	16082C-20
39310-6	HSK100A x 3/8" I.D. - 6"	3/8"	.94"	1.26"	6"	1.65"	M8 x 1.25P	16082C-20
<b>NEW</b> 39311	HSK 100A x 3/8" I.D. - 160	3/8"	.94"	1.26"	160	1.65"	M8 x 1.25P	16082C-20
39312	HSK100A x 7/16" I.D. - 95	7/16"	.94"	1.26"	95	1.85"	M10 x 1.5P	16083C-20
39314	HSK100A x 1/2" I.D. - 95	1/2"	1.10"	1.34"	95	1.85"	M10 x 1.5P	16083C-20
39315	HSK100A x 1/2" I.D. - 160	1/2"	1.10"	1.34"	160	1.85"	M10 x 1.5P	16083C-20
39318	HSK100A x 5/8" I.D. - 100	5/8"	1.06"	1.34"	100	1.97"	M12 x 1.75P	16085C-20
39319	HSK100A x 5/8" I.D. - 160	5/8"	1.26"	1.34"	160	1.97"	M12 x 1.75P	16085C-20
39320	HSK100A x 3/4" I.D. - 105	3/4"	1.42"	1.65"	105	2.04"	M16 x 2.0P	16089C-20
39321	HSK100A x 3/4" I.D. - 160	3/4"	1.42"	1.65"	160	2.04"	M16 x 2.0P	16089C-20
39324	HSK100A x 1.0" I.D. - 115	1.0"	1.81"	2.09"	115	2.28"	M20 x 2.0P	16091C-20
39325	HSK100A x 1.0" I.D. - 160	1.0"	1.81"	2.09"	160	2.28"	M20 x 2.0P	16091C-20
39326	HSK100A x 1-1/4" I.D. - 120	1-1/4"	1.81"	2.09"	120	2.28"	M20 x 2.0P	16091C-20
39327	HSK100A x 1-1/4" I.D. - 160	1-1/4"	1.81"	2.09"	160	2.28"	M20 x 2.0P	16091C-20

## HSK100A ShrinkFIT CoolBLAST Toolholders

Part No.	Description	d1	d2	d3	l1	l2	thread
39306B	HSK 100A x 1/4" I.D. - 90 CoolBLAST	1/4"	.83"	1.06"	90	1.42"	M5 x 0.8P
39307B	HSK 100A x 1/4" I.D. - 160 CoolBLAST	1/4"	.83"	1.06"	160	1.42"	M5 x 0.8P
39310B	HSK 100A x 3/8" I.D. - 90 CoolBLAST	3/8"	.94"	1.26"	90	1.65"	M8 x 1.25P
39311B	HSK 100A x 3/8" I.D. - 160 CoolBLAST	3/8"	.94"	1.26"	160	1.65"	M8 x 1.25P
39314B	HSK 100A X 1/2" I.D. - 95 CoolBLAST	1/2"	1.10"	1.34"	95	1.85"	M10 x 1.5P
39315B	HSK 100A X 1/2" I.D. - 160 CoolBLAST	1/2"	1.10"	1.34"	160	1.85"	M10 x 1.5P
39318B	HSK 100A x 5/8" I.D. - 100mm CoolBLAST	5/8"	1.06"	1.34"	100	1.97"	M12 x 1.75P
39319B	HSK 100A x 5/8" I.D. - 160 CoolBLAST	5/8"	1.26"	1.34"	160	1.97"	M12 x 1.75P
39320B	HSK 100A x 3/4" I.D. - 105 CoolBLAST	3/4"	1.42"	1.65"	105	2.04"	M16 x 2.0P
39321B	HSK 100A x 3/4" I.D. - 160 CoolBLAST	3/4"	1.42"	1.65"	160	2.04"	M16 x 2.0P
39324B	HSK 100A x 1" I.D. - 115 CoolBLAST	1.0"	1.81"	2.09"	115	2.28"	M20 x 2.0P
39325B	HSK 100A x 1" I.D. - 160 CoolBLAST	1.0"	1.81"	2.09"	160	2.28"	M20 x 2.0P
39326B	HSK 100A x 1-1/4" I.D. - 120 CoolBLAST	1-1/4"	1.81"	2.09"	120	2.28"	M20 x 2.0P
39327B	HSK 100A x 1-1/4" - 160 CoolBLAST	1-1/4"	1.81"	2.09"	160	2.28"	M20 x 2.0P



**NEW**

# SFS12 ShrinkFIT Holders & Adapters

SFS12 Shrink Adapters provide excellent accuracy and clearance at extended lengths. A great choice for mold & die applications.

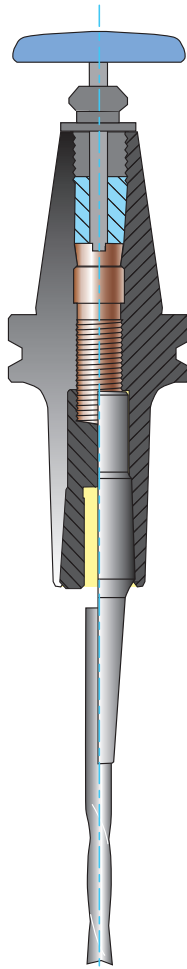


## Features

- T.I.R 0.0001" measured from the taper to the I.D.
- Balanced to 25,000 RPM @ G2.5
- Compatible with other modular shrink fit systems
- Coolant thru capable

## How It Works

SFS toolholders feature a powerful internal drawbar design for maximum holding power and accuracy.



- H13 tool steel for easy tool changes
- Compatible with other holders
- Coolant thru capable

## Advantages of H13 Tool Steel

SFS toolholders and ShrinkFIT adapters are made from H13 tool steel for compatibility with fast induction heat shrink machines like Techniks ShrinkPRO that provide tool changes in only 3–5 seconds. Toolholders made from H13 also provide reduced wear and tear on the machine spindle when compared to stainless steel holders.

For shanks from 1/8" to 1/2" using ShrinkFIT adapters.



# SFS12 CAT, BT, HSK SFS12 Holders



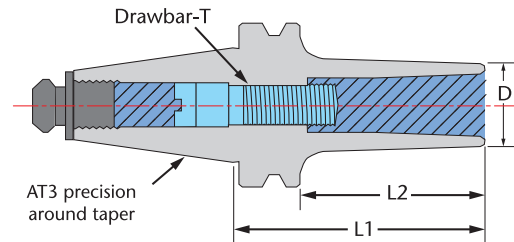
## Features

- T.I.R 0.0001" measured from the taper to the I.D.
- Balanced to 25,000 RPM @ G2.5
- Compatible with other modular shrink fit systems
- Coolant thru capable

## BT30 Retention Knobs for 10.780.12.138

Style	Part No.
45°	17817-MAS-1
60°	17806-MAS-2

Drawbar wrench requires coolant pull stud.




## SFS Toolholders for CAT, BT, HSK

SFS toolholders feature a powerful internal drawbar design for maximum holding power and are coolant-thru capable.

Part No.	Description	L1	L2	D	Drawbar-T
10.780.12.138	BT30 x SFS12 - 1.38"	1.38"	0.51"	1.50"	See table above
11.780.12.045	BT40 x SFS12 - 1.77"	1.77"	0.71"	1.50"	SBL-M10C-25
31.780.12.177	CAT40 x SFS12 - 1.77"	1.77"	0.34"	1.61"	SBL-M10C-25
32.780.12.295	CAT50 x SFS12 - 2.95"	2.95"	1.46"	1.50"	SBL-M10C-25
99.780.12.075	HSK40E x SFS12 - 2.95"	2.95"	2.16"	1.50"	SFS-M10C-20.6
73.780.12.075	HSK63A x SFS12 - 2.95"	2.95"	1.85"	1.50"	SFS-M10C-20.6
103.780.12.065	HSK63F x SFS12 - 2.56"	2.56"	1.45"	1.50"	SFS-M10C-20.6
75.780.12.105	HSK100A x SFS12 - 4.13"	4.13"	1.85"	1.50"	SFS-M10C-20.6

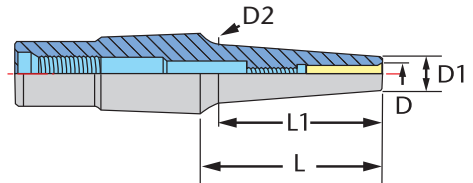
# Techniks SFS12 ShrinkFIT Adapters – Inch Size



Use with SFS Holders on page 111.

## Features

- H13 tool steel for easy tool changes
- Compatible with other holders
- Coolant thru capable



## Inch Size SFS Adapters

Tighten to 44 ft/lbs

Part No.	Description	D	L	L1	D1	D2
258.SFS12.52.138	SFS 12 x 1/8" - 1.38"	1/8"	1.38"	.87"	.24"	.33"
258.SFS12.53.138	SFS 12 x 3/16" - 1.38"	3/16"	1.38"	.87"	.31"	.40"
258.SFS12.54.138	SFS 12 x 1/4" - 1.38"	1/4"	1.38"	.87"	.37"	.46"
258.SFS12.56.138	SFS 12 x 3/8" - 1.38"	3/8"	1.38"	.87"	.49"	.58"
258.SFS12.58.138	SFS 12 x 1/2" - 1.38"	1/2"	1.38"	.87"	.62"	.71"
258.SFS12.52.055	SFS 12 x 1/8" - 2.16"	1/8"	2.16"	1.65"	.24"	.41"
258.SFS12.52.055-3	SFS 12 x 1/8" - 2.16"	1/8"	2.16"	1.65"	.36"	.64"
258.SFS12.53.055	SFS 12 x 3/16" - 2.16"	3/16"	2.16"	1.65"	.30"	.48"
258.SFS12.54.055	SFS 12 x 1/4" - 2.16"	1/4"	2.16"	1.65"	.37"	.54"
258.SFS12.56.055	SFS 12 x 3/8" - 2.16"	3/8"	2.16"	1.65"	.49"	.66"
258.SFS12.58.055	SFS 12 x 1/2" - 2.16"	1/2"	2.16"	1.65"	.62"	.79"
258.SFS12.52.315	SFS 12 x 1/8" - 3.15"	1/8"	3.15"	2.64"	.24"	.52"
258.SFS12.53.315	SFS 12 x 3/16" - 3.15"	3/16"	3.15"	2.64"	.31"	.58"
258.SFS12.54.315	SFS 12 x 1/4" - 3.15"	1/4"	3.15"	2.64"	.37"	.64"
258.SFS12.56.315	SFS 12 x 3/8" - 3.15"	3/8"	3.15"	2.64"	.49"	.77"
258.SFS12.58.315	SFS 12 x 1/2" - 3.15"	1/2"	3.15"	2.64"	.62"	.89"
258.SFS12.52.433	SFS 12 x 1/8" - 4.33"	1/8"	4.33"	3.82"	.24"	.64"
258.SFS12.53.433	SFS 12 x 3/16" - 4.33"	3/16"	4.33"	3.82"	.31"	.71"
258.SFS12.54.433	SFS 12 x 1/4" - 4.33"	1/4"	4.33"	3.82"	.37"	.77"
258.SFS12.56.433	SFS 12 x 3/8" - 4.33"	3/8"	4.33"	3.82"	.49"	.89"
258.SFS12.58.433	SFS 12 x 1/2" - 4.33"	1/2"	4.33"	3.82"	.62"	1.02"

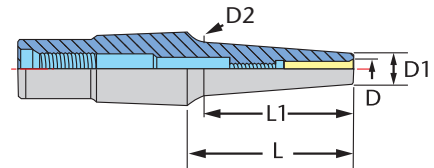
# Techniks SFS12 ShrinkFIT Adapters – Metric Size



Use with SFS Holders on page 111.

## Features

- H13 tool steel for easy tool changes
- Compatible with other holders
- Coolant thru capable



## Metric Size SFS Adapters

Part No.	Description	D	L	L1	D1	D2
258.SFS12.03.035	SFS12 x 3mm - 35mm	3mm	35mm	22mm	6mm	8.3mm
258.SFS12.04.035	SFS12 x 4mm - 35mm	4mm	35mm	22mm	7mm	9.3mm
258.SFS12.06.035	SFS12 x 6mm - 35mm	6mm	35mm	22mm	9mm	11.3mm
258.SFS12.08.035	SFS12 x 8mm - 35mm	8mm	35mm	22mm	11mm	13.3mm
258.SFS12.10.035	SFS12 x 10mm - 35mm	10mm	35mm	22mm	13mm	15.3mm
258.SFS12.12.035	SFS12 x 12mm - 35mm	12mm	35mm	22mm	15mm	17.3mm
258.SFS12.03.055	SFS12 x 3mm - 55mm	3mm	55mm	42mm	6mm	10.4mm
258.SFS12.04.055	SFS12 x 4mm - 55mm	4mm	55mm	42mm	7mm	11.4mm
258.SFS12.06.055	SFS12 x 6mm - 55mm	6mm	55mm	42mm	9mm	13.4mm
258.SFS12.08.055	SFS12 x 8mm - 55mm	8mm	55mm	42mm	11mm	15.4mm
258.SFS12.10.055	SFS12 x 10mm - 55mm	10mm	55mm	42mm	13mm	17.4mm
258.SFS12.12.055	SFS12 x 12mm - 55mm	12mm	55mm	42mm	15mm	19.4mm
258.SFS12.03.080	SFS12 x 3mm - 80mm	3mm	80mm	67mm	6mm	13mm
258.SFS12.04.080	SFS12 x 4mm - 80mm	4mm	80mm	67mm	7mm	14mm
258.SFS12.06.080	SFS12 x 6mm - 80mm	6mm	80mm	67mm	9mm	16.2mm
258.SFS12.08.080	SFS12 x 8mm - 80mm	8mm	80mm	67mm	11mm	18mm
258.SFS12.10.080	SFS12 x 10mm - 80mm	10mm	80mm	67mm	13mm	20mm
258.SFS12.03.110	SFS12 x 3mm - 110mm	3mm	110mm	97mm	6mm	16.2mm
258.SFS12.04.110	SFS12 x 4mm - 110mm	4mm	110mm	97mm	7mm	17.2mm
258.SFS12.06.110	SFS12 x 6mm - 110mm	6mm	110mm	97mm	9mm	19.2mm
258.SFS12.08.110	SFS12 x 8mm - 110mm	8mm	110mm	97mm	11mm	21.2mm
258.SFS12.10.110	SFS12 x 10mm - 110mm	10mm	110mm	97mm	13mm	23.1mm
258.SFS12.12.110	SFS12 x 12mm - 110mm	12mm	110mm	97mm	15mm	25.2mm

# Universal ShrinkFIT Extensions – Coolant Set Screws



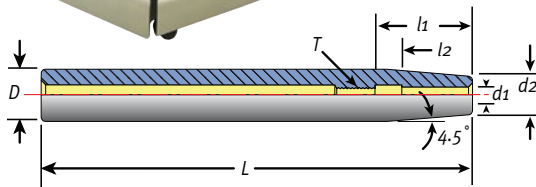
For extended lengths  
or tight clearances

## Features

- Extend the reach of your existing holders
- Better rigidity and T.I.R. extends tool life
- Works with a variety of toolholders



ShrinkFIT extensions work  
great with our 00400  
ShrinkSTATION.



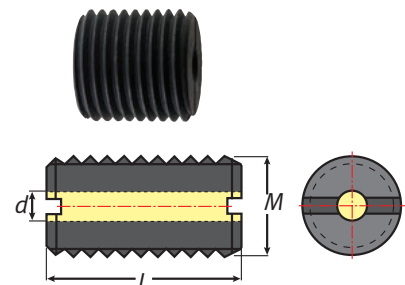
Metric sizes available upon request.

Part No.	Description	D	d1	d2	L	l1	l2	T
86062	5/8" O.D., x 1/8" I.D. - 6.3" length	5/8"	1/8"	.394"	6.3"	-	.39"	-
86064	5/8" O.D., x 3/16" I.D. - 6.3" length	5/8"	3/16"	.394"	6.3"	-	.39"	-
86066	5/8" O.D., x 1/4" I.D. - 6.3" length	5/8"	1/4"	.394"	6.3"	1.42	1.02"	M6x1.0
86076	3/4" O.D., x 1/4" I.D. - 6.3" length	3/4"	1/4"	.551"	6.3"	1.42	1.02"	M6x1.0
86080	3/4" O.D., x 3/8" I.D. - 6.3" length	3/4"	3/8"	.551"	6.3"	1.65	1.26"	M8x1.25
86090	1.0" O.D., x 3/8" I.D. - 6.3" length	1.0"	3/8"	.79"	6.3"	1.65	1.26"	M8x1.25
86092	1.0" O.D., x 1/2" I.D. - 6.3" length	1.0"	1/2"	.79"	6.3"	1.85	1.46"	M10x1.5
86094	1.0" O.D., x 5/8" I.D. - 6.3" length	1.0"	5/8"	.87"	6.3"	1.97	1.57"	M12x1.75

## Coolant Set Screws

Part No.	Description	M	L	d
16080C-20	Coolant Set Screw	M5 x 0.8P	20mm	2.5
16081C-20	Coolant Set Screw	M6 x 1.0P	20mm	-
16082C-20	Coolant Set Screw	M8 x 1.25P	20mm	4
16083C-20	Coolant Set Screw	M10 x 1.5P	20mm	4
16085C-20	Coolant Set Screw	M12 x 1.75P	20mm	4
16089C-20	Coolant Set Screw	M16 x 02.0P	20mm	5
16091C-20	Coolant Set Screw	M20 x 2.0P	20mm	5

Blue indicates coolant.





# ShrinkSTATION – ShrinkFIT Machine

**NEW**

## Features

- Changes tools in 15–25 seconds (1/2" shank)
- Easy-to-Use touch screen controls
- Automatic cooling using 90 PSI shop air

The ShrinkSTATION is an ideal solution for job shops or manufacturing facilities that need a reliable shrink fit machine that can handle practically all sizes and types of toolholders, and is affordable.

This machine features many of the same processor and control technologies used in our ShrinkPRO machines. Every component of this machine from the industrial touch-screen interface, to the motor driven transport rail, and the heavy-duty stainless steel base, is designed for reliable performance and ease-of-use in demanding environments.

## Ease-of-Use

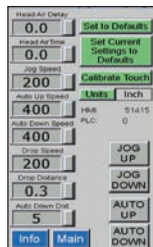
- Use the touch screen to select your shank size, and the machine displays the default cycle time
- Change preset defaults for your tool changes
- Jog feature for easy height adjustments
- Tool moves to the optimum position for heating automatically



Designed and built in Indianapolis, IN.



select tool shank



change default settings

The ShrinkSTATION includes everything you need to perform shrink fit tool changes on CAT40, CAT50, BT30, BT40, ISO30, HSK40, 50, 63 and 100, C4, C5, C6 toolholders with gauge lengths up to 22" (560mm).

It is designed to be used with carbide cutting tools from 1/8" up to 1-1/4" (3mm to 32mm).

NOTE: For shrinking tools made from high-speed steel (HSS) we recommend Model 00600 ShrinkPRO or 00500 Quencher machines.

## Accessories Included with Machine

Part No.	Description	QTY.
00400	induction heat shrink fit machine	1
00165	induction stop ring (3-5mm)	1
00166	induction stop ring (6-12mm)	1
00167	induction stop ring (14-20mm)	1
00301-01.4	induction stop ring (25-32mm)	1
00151	toolholder adapter - 30 taper	1
00152	toolholder adapter - 40 taper & C6	1
00153	toolholder adapter - 50 taper	1
00157	toolholder adapter - HSK40 & C4	1
00158	toolholder adapter - HSK50 & C5	1
00159	toolholder adapter - HSK63	1
	transport adapter for extended lengths	1
26139-L	thermal insulated glove	1

Part No.	Description	Tool Change	Cooling	Rating	L x D x H	Weight
00400	induction heat, air cool shrink fit machine	15–25 seconds	2 minutes	1 phase, 220V, 20A	16" x 16" x 22"	42 lbs



# ShrinkPRO – High-Performance ShrinkFIT



20" wide x 20" deep x 37" tall

ShrinkPRO table set to accept CAT50 taper, see taper adapters for all other tapers.

The ShrinkPRO is a great choice for dedicated tool changing stations or cellular workflows, because it can operate on voltages ranging from 208VAC thru 480VAC.

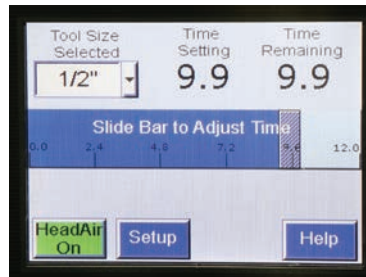
## Features

- Change 1/8" shanks in 2 seconds. 1" in 6 seconds
- Flexible – Operates on 208V up to 480V
- Automatic cooling cycle by compressed air

## Features and Flexibility

This machine truly has it all; touchscreen simplicity, state-of-the-art induction heating for fast tool changes, and automatic cooling cycle using your shop air.

## Easy-to-Use Touchscreen




Select your shank size and ShrinkPRO sets heating duration



View the video.  
<http://ow.ly/sVv3S>



Designed and built in Indianapolis, IN.



Scan the QR code to view the demo video.

## Accessories included with Machine

Part No.	Description	QTY.
TAR-BT30	30 taper adapter	1
TAR-CAT40	40 taper adapter	1
TAR-C6	C6 taper adapter	1
TAR-HSK40	HSK40 adapter	1
TAR-HSK50	HSK50 adapter	1
TAR-HSK63-100	HSK63/100 adapter	1
26139-L	insulated glove	1
	Owners Manual	1

Part No.	Description	Tool Change	Rating	L x D x H	Ship Wt.
00600	ShrinkPRO machine	2–6 seconds	3 phase, 480V, 20A	20" x 20" x 37"	84 lbs

For HSK32 Adapter order Part No. 00156. For HSK80 Adapter order Part No. 00160.



# “The Quencher” Cools Tools in Only 30 Seconds



Designed and built in Indianapolis, IN.



36.75" wide x 24" deep x 71" tall


## Features

- Change tool and back to spindle in under 1 minute!
- Auto-Quench means you never touch hot toolholder
- Flexible – Operates on 208V up to 480V

**The Quencher** ShrinkFIT machine features a liquid cooling cycle that is 250% faster than air-cooled units. Cooling time is to less than 30 seconds!

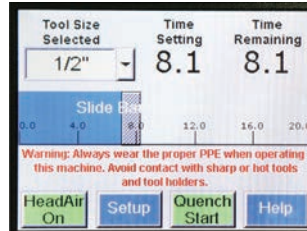
The hot tool is immersed in the Quench Tank and the cool tool is returned to the shrink position in only 30 seconds and automatically dried using shop air.

**The Quencher** is a great choice for dedicated tool changing stations or cellular workflows, because it can operate on voltages from 208 - 480VAC.



View the demo video.  
<http://ow.ly/u3JPK>

## Touchscreen Simplicity



Select your shank size and the Quencher sets heating duration. Touch the Quench button to start cooling cycle.

The Quencher includes induction rings for 1/8" up to 1-1/4" shank sizes, tool seats for BT30/CAT30, BT40/CAT40, BT50/CAT50, and HSK40, 50, 63 and 100. No plumbing is required and the Quencher comes loaded with coolant.

Part No.	Description	Tool Change	Cooling Cycle	Rating	L x D x H	Ship Wt.
00500	ShrinkPRO Quencher	2–6 seconds	45 seconds	3 phase, 480V, 20A	37"x 24"x 71"	660 lbs

NOTE: 00500 includes same accessories as included with 00600 ShrinkPRO, plus coolant is pre-loaded. Owners man



## “Never Down” Guarantee

We stand behind our products 100% and expect them to out-perform the competition. Purchase any Techniks ShrinkFIT machine with confidence knowing that we can provide a backup if yours should ever need servicing!

Replacement machine is on loan until original is repaired and back in service. Replacement machines are limited to standard configuration. Power requirements may vary from original machine. Replacements are subject to availability. Extended Warranties are also available.