







Visual Index - Dies

Thread Form:	UNC	UNF
Standard:	ANSI	ANSI
Tolerance:		
Chamfer:		
Tool Material:	CS	CS
Direction of Cut:		
Finish/Coating:		
		
Style:	2010(UNC)	2010(UNF)
Range:	No.4 - 1.1/2	No.10 - 1.1/2

Application Material Groups (AMG)			Hardness HRC	Page #	383	383
1. Steel	1.1 Magnetic soft steel	12L14, 12L15	<120 HB	1.1	26	26
	1.2 Structural Steel/ case carburising steel	1005-1025, 1214, 1215, A36	<200 HB	1.2	23	23
	1.3 Plain Carbon steel	1030-1060, 1050-1060, 1144-1146	<24	1.3	20	20
	1.4 Alloy steel	4140,4340,52100,8620 H11-H41,A2,D2,01,P20,420	<24	1.4	16	16
	1.5 Alloy steel/ Hardened and tempered steel	4140,4340,52100,8620 H11-H41,A2,D2,01,P20,420	>24<38	1.5		
	1.6 Alloy steel/ Hardened and tempered steel	4140,4340,52100,8620 H11-H41,A2,D2,01,P20,420	>38	1.6		
	1.7 Alloy steel Hardened	A2-D2, H10-H41, L1-L6, M1-M42, T1	49-55	1.7		
	1.8 Alloy steel Hardened	A2-D2, H10-H41, L1-L6, M1-M42, T1	55-63	1.8		
2. Stainless Steel	2.1 Free machining Stainless Steel	200, 303, 416, 420F, 430F, 440	<24	2.1	13	13
	2.2 Austenitic	301, 302, 304, 316, 321, 330, CUSTOM 455, AM-350	<24	2.2	7	7
	2.3 Ferritic + Austenitic, Martensitic	318-329, 400-446, DUPLEX	<32	2.3		
	2.4 Precipitation Hardened	15-5PH, Custom 450 17-4PH	<32	2.4		
3. Cast Iron	3.1 Lamellar graphite	Grey, G10, Gg40, J431C, A48 CLASS 20	<150 HB	3.1	26	26
	3.2 Lamellar graphite	Grey, GG25-Gg40, J158, A48 CLASS 40-60	>150 HB<32	3.2	23	23
	3.3 Nodular graphite/ Malleable Cast Iron	A220, A436, A439, A602, Black, GGG40-GGG70	<200 HB	3.3	20	20
	3.4 Nodular graphite/ Malleable Cast Iron	Black Gts/Gtw, J434C	>200 HB<32	3.4	16	16
4. Titanium	4.1 Titanium, unalloyed	Commercially Pure	<200 HB	4.1		
	4.2 Titanium, alloyed	6Al4V, 6A14V-2Sn, Monel, Monel K	<28	4.2		
	4.3 Titanium, alloyed	6Al4V-4Mo, 7A14V-4Mo, 4911-4967	>28<38	4.3	7	7
5. Nickel	5.1 Nickel, unalloyed	Commercially Pure, 17644, 200, 5553	<150 HB	5.1	30	30
	5.2 Nickel, alloyed	Monel 400, Hastelloy C, Inconel 625, Waspaloy	<28	5.2	7	7
	5.3 Nickel, alloyed	Inconel 718, Nimonic 75-95, Rene 41, Inconel 825, A286	>28<38	5.3	7	7
6. Copper	6.1 Copper	Commercially Pure	<100 HB	6.1	30	30
	6.2 β-Brass, Bronze	314-340, 350-370	<200 HB	6.2	26	26
	6.3 α-Brass	Alloyed Cu + Al + Fe, Long Chipping	<200 HB	6.3	23	23
	6.4 High Strength Bronze	Ampco 18-25	<49	6.4		
7. Aluminium Magnesium	7.1 Al, Mg, unalloyed	Commercially Pure	<100 HB	7.1	33	33
	7.2 Al alloyed, Si<0.5%	6061 T6, 7075, 314-340	<150 HB	7.2	49	49
	7.3 Al alloyed, Si>0.5%<10%	6061 T6, 380-390	<120 HB	7.3	49	49
	7.4 Al alloyed, Si>10% Mg alloys	Magnesium Whisker Reinforced	<120 HB	7.4	33	33
8. Synthetic Materials	8.1 Thermoplastics	Ultradid, Polystrol	---	8.1	49	49
	8.2 Thermosetting plastics	Bakelit, Pertinax	---	8.2	33	33
	8.3 Reinforced plastic materials	CFK, GFKAFK	---	8.3	16	16
9. Hard Mat.	9.1 Cermets (Metal-ceramics)	Ferrotic	<54	9.1		
10. Graphite	10.1 Standard graphite		---	10.1		

Visual Index - Dies

	UNS	NPT	UNC	UNF	UNC	UNF	M	G
	ANSI	ANSI	ANSI	ANSI	BS 1127: 1950	BS 1127: 1950	ANSI	BS 1127: 1950
					1.75XP	1.75XP		1.75XP
	CS	CS	HSS	HSS	HSS	HSS	HSS	HSS
	2010(UNS)	2010(NPT)	2510(UNC)	2510(UNF)	F320	F330	2710M	F370
	1"	1/8 - 1/2	No.5 - 7/8	No.5 - 7/8	No.4 - 1.1/4	No.4 - 1.1/2	M2 - M20	1/8 - 1.1/2
	373	373	385	385	387	387	389	390
1.1	26	26	26	26	26	26	26	26
1.2	23	23	23	23	23	23	23	23
1.3	20	20	20	20	20	20	20	20
1.4	16	16	16	16	16	16	16	16
1.5								
1.6								
1.7								
1.8								
2.1	13	13	13	13	13	13	13	13
2.2	7	7	7	7	7	7	7	7
2.3								
2.4								
3.1	26	26	26	26	26	26	26	26
3.2	23	23	23	23	23	23	23	23
3.3	20	20	20	20	20	20	20	20
3.4	16	16	16	16	16	16	16	16
4.1								
4.2								
4.3	7	7	7	7	7	7	7	7
5.1	30	30	30	30	30	30	30	30
5.2	7	7	7	7	7	7	7	7
5.3	7	7	7	7	7	7	7	7
6.1	30	30	30	30	30	30	30	30
6.2	26	26	26	26	26	26	26	26
6.3	23	23	23	23	23	23	23	23
6.4								
7.1	33	33	33	33	33	33	33	33
7.2	49	49	49	49	49	49	49	49
7.3	49	49	49	49	49	49	49	49
7.4	33	33	33	33	33	33	33	33
8.1	49	49	49	49	49	49	49	49
8.2	33	33	33	33	33	33	33	33
8.3	16	16	16	16	16	16	16	16
9.1								
10.1								

Visual Index - Dies

	M	UNC	UNF	UNS	NPT	M	M	MF
	ISO 2568	ANSI	ANSI	ANSI	ANSI	ANSI	BS 1127: 1950	BS 1127: 1950
	6g						6g	6g
	1.75XP						1.75XP	1.75XP
	HSS	CS	CS	CS	CS	CS	HSS	HSS
	F201 M3 - M20	2025(UNC) 1/4 - 1.1/2	2025(UNF) 1/4 - 1.1/2	2025(UNS) 11/16 - 1"	2025(NPT) 1/8 - 1"	2325M M6 - M20	F302 M3 - M36	F312 M8 - M24
	391	392	392	392	392	393	394	395
1.1	26	26	26	26	26	26	26	26
1.2	23	23	23	23	23	23	23	23
1.3	20	20	20	20	20	20	20	20
1.4	16	16	16	16	16	16	16	16
1.5								
1.6								
1.7								
1.8								
2.1	13	13	13	13	13	13	13	13
2.2	7	7	7	7	7	7	7	7
2.3								
2.4								
3.1	26	26	26	26	26	26	26	26
3.2	23	23	23	23	23	23	23	23
3.3	20	20	20	20	20	20	20	20
3.4	16	16	16	16	16	16	16	16
4.1								
4.2								
4.3	7	7	7	7	7	7	7	7
5.1	30	30	30	30	30	30	30	30
5.2	7	7	7	7	7	7	7	7
5.3	7	7	7	7	7	7	7	7
6.1	30	30	30	30	30	30	30	30
6.2	26	26	26	26	26	26	26	26
6.3	23	23	23	23	23	23	23	23
6.4								
7.1	33	33	33	33	33	33	33	33
7.2	49	49	49	49	49	49	49	49
7.3	49	49	49	49	49	49	49	49
7.4	33	33	33	33	33	33	33	33
8.1	49	49	49	49	49	49	49	49
8.2	33	33	33	33	33	33	33	33
8.3	16	16	16	16	16	16	16	16
9.1								
10.1								

List Number Index - Dies



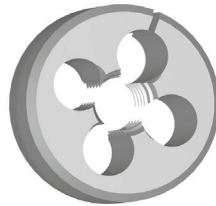
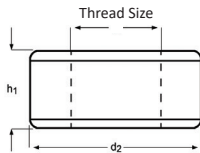
Pgs. 379-397

2010.....	383
2025.....	392
2325M.....	393
2510.....	385
2710M.....	389
F201	391
F302	394
F312	395
F320	387
F330	387
F370	390
L110.....	396

Round Adjustable, Split Type

2010 Round adjustable dies can be closed down by approximately 0.006" on diameter. Bright finish improves chip flow in soft or non-ferrous materials.

*Note: Die pictured has 4 clearance holes.
The number of clearance holes will increase or decrease depending on the size of the die
NPT type dies are not split*



2010		2010(UNS)	2010(NPT)
UNC	UNF	UNS	NPT
CS	CS	CS	CS
2B	2B	2B	2B
No.4 - 1.1/2	1"	1/8 - 1/2	

UNC	UNF	UNS	NPT	TPI	d ₂ Ø Inch	h ₁ Inch	Pack Qty	2010 (UNC)(UNF)	2010 (UNS)	2010 (NPT)
4				40	13/16	1/4	1	1410016	—	—
5				40	13/16	1/4	1	1410022	—	—
6				32	1"	3/8	1	1410027	—	—
6				32	13/16	1/4	1	1410026	—	—
8				32	1"	3/8	1	1410033	—	—
8				32	13/16	1/4	1	1410032	—	—
	10			32	1"	3/8	1	1410042	—	—
	10			32	13/16	1/4	1	1410041	—	—
10				24	1"	3/8	1	1410039	—	—
10				24	13/16	1/4	1	1410038	—	—
	12			28	13/16	1/4	1	1410047	—	—
12				24	13/16	1/4	1	1410044	—	—
	1/4			28	1"	3/8	1	1410069	—	—
	1/4			28	1.1/2	1/2	1	1410071	—	—
	1/4 (UNEF)			32	1"	3/8	1	1410077	—	—
1/4				20	1"	3/8	1	1410064	—	—
1/4				20	1.1/2	1/2	1	1410066	—	—
1/4				20	13/16	1/4	1	1410063	—	—
	5/16			24	1"	3/8	1	1410085	—	—
	5/16			24	1.1/2	1/2	1	1410087	—	—
	5/16			32	1"	3/8	1	1410090	—	—
5/16				18	1"	3/8	1	1410080	—	—
5/16				18	1.1/2	1/2	1	1410082	—	—
5/16				18	13/16	1/4	1	1410079	—	—
5/16				18	2"	5/8	1	1410083	—	—
	3/8			24	1"	3/8	1	1410097	—	—
	3/8			24	1.1/2	1/2	1	1410099	—	—
3/8				16	1"	3/8	1	1410093	—	—
3/8				16	1.1/2	1/2	1	1410095	—	—
3/8				16	2"	5/8	1	1410096	—	—
			1/8	27	1"	3/8	1	—	—	1410203
			1/8	27	1.1/2	1/2	1	—	—	1410204
	7/16			20	1"	3/8	1	1410105	—	—

DIES

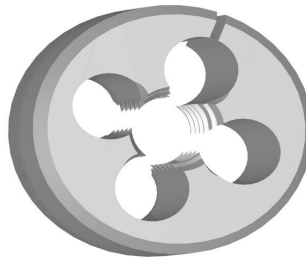
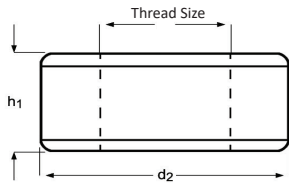


UNC	UNF	UNS	NPT	TPI	d ₂ Ø Inch	h ₁ Inch	Pack Qty	2010 (UNC)(UNF)	2010 (UNS)	2010 (NPT)
	7/16			20	1.1/2	1/2	1	1410107	—	—
7/16				14	1"	3/8	1	1410101	—	—
7/16				14	1.1/2	1/2	1	1410103	—	—
	1/2			20	1.1/2	1/2	1	1410114	—	—
1/2				13	1.1/2	1/2	1	1410110	—	—
1/2				13	2"	5/8	1	1410111	—	—
			1/4	18	1.1/2	1/2	1	—	—	1410205
			1/4	18	2"	5/8	1	—	—	1410206
	9/16			18	1.1/2	1/2	1	1410120	—	—
9/16				12	1.1/2	1/2	1	1410117	—	—
	5/8			18	1.1/2	1/2	1	1410126	—	—
	5/8			18	2"	5/8	1	1410127	—	—
5/8				11	1.1/2	1/2	1	1410123	—	—
5/8				11	2"	5/8	1	1410124	—	—
			3/8	18	1.1/2	1/2	1	—	—	1410207
			3/8	18	2"	5/8	1	—	—	1410208
	3/4			16	2"	5/8	1	1410133	—	—
3/4				10	2"	5/8	1	1410131	—	—
			1/2	14	2"	5/8	1	—	—	1410209
	7/8			14	2"	5/8	1	1410137	—	—
7/8				9	2"	5/8	1	1410135	—	—
		1"		14	3"	1"	1	—	1410144	—
	1"			12	3"	1"	1	1410142	—	—
1"				8	3"	1"	1	1410140	—	—
1.1/8				7	3"	1"	1	1410145	—	—
	1.1/4			12	3"	1"	1	1410148	—	—
1.1/4				7	3"	1"	1	1410147	—	—
1.3/8				6	3"	1"	1	1410149	—	—
	1.1/2			12	3"	1"	1	1410152	—	—
1/1/2				6	3"	1"	1	1410151	—	—

Round Adjustable, Split Type

2510 Round adjustable dies can be closed down by approximately 0.006” on diameter. Bright finish improves chip flow in soft or non-ferrous materials.

Note: Die pictured has 4 clearance holes. The number of clearance holes will increase or decrease depending on the size of the die



2510(UNC)	2510(UNF)
UNC	UNF
HSS	HSS
ANSI	ANSI
2B	2B
N5 - 7/8	N5 - 7/8

UNC	UNF	TPI	d ₂ ∅ Inch	h ₁ Inch	Pack Qty	2510(UNC)	2510(UNF)
	5	44	13/16	1/4	1	—	1410154
5		40	13/16	1/4	1	1410153	—
	6	40	13/16	1/4	1	—	1410157
	8	36	13/16	1/4	1	—	1410161
8		32	1"	3/8	1	1410160	—
8		32	13/16	1/4	1	1410159	—
	10	32	1"	3/8	1	—	1410165
	10	32	13/16	1/4	1	—	1410166
10		24	1"	3/8	1	1410164	—
10		24	13/16	1/4	1	1410163	—
	12	28	13/16	1/4	1	—	1410169
12		24	13/16	1/4	1	1410167	—
	1/4	28	1"	3/8	1	—	1410175
	1/4	28	1.1/2	1/2	1	—	1410176
	1/4	28	13/16	1/4	1	—	1410174
1/4		20	1"	3/8	1	1410172	—
1/4		20	1.1/2	1/2	1	1410173	—
	5/16	24	1"	3/8	1	—	1410181
	5/16	24	1.1/2	1/2	1	—	1410182
	5/16	24	13/16	1/4	1	—	1410180
5/16		18	1"	3/8	1	1410178	—
5/16		18	1.1/2	1/2	1	1410179	—
	3/8	24	1"	3/8	1	—	1410185
	3/8	24	1.1/2	1/2	1	—	1410186
3/8		16	1"	3/8	1	1410183	—
3/8		16	1.1/2	1/2	1	1410184	—
	7/16	20	1"	3/8	1	—	1410189
	7/16	20	1.1/2	1/2	1	—	1410190
7/16		14	1"	3/8	1	1410187	—
7/16		14	1.1/2	1/2	1	1410188	—
	1/2	20	1.1/2	1/2	1	—	1410192
1/2		13	1.1/2	1/2	1	1410191	—
	9/16	18	1.1/2	1/2	1	—	1410194

DIES



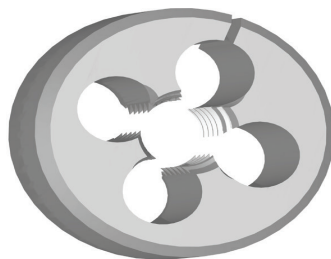
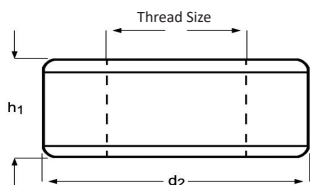
UNC	UNF	TPI	d ₂ Ø Inch	h ₁ Inch	Pack Qty	2510(UNC)	2510(UNF)
9/16		12	1.1/2	1/2	1	1410193	—
	5/8	18	1.1/2	1/2	1	—	1410197
5/8		11	1.1/2	1/2	1	1410195	—
	3/4	16	2"	5/8	1	—	1410200
3/4		10	2"	5/8	1	1410199	—
	7/8	14	2"	5/8	1	—	1410202
7/8		9	2"	5/8	1	1410201	—

Round Adjustable, Split Type

F320 Round adjustable dies can be closed down by approximately 0.006" on diameter. Bright finish improves chip flow in soft or non-ferrous materials.

F330

Note: Die pictured has 4 clearance holes. The number of clearance holes will increase or decrease depending on the size of the die.



F320	F330
UNC	UNF
HSS	HSS
BS 1127: 1950	BS 1127: 1950
2B	2B
N4 - 1.1/4	N4 - 1.1/2

UNC	UNF	TPI	d ₁ nom mm	d ₂ Ø Inch	h ₁ Inch	Pack Qty	F320	F330
	4	48	2.85	13/16	1/4	1	—	0207307
4		40	2.85	13/16	1/4	1	0206614	—
	5	44	3.18	13/16	1/4	1	—	0207314
5		40	3.18	13/16	1/4	1	0206621	—
	6	40	3.51	13/16	1/4	1	—	0207338
6		32	3.51	13/16	1/4	1	0206645	—
	8	36	4.17	13/16	1/4	1	—	0207352
8		32	4.17	1"	3/8	1	0206676	—
8		32	4.17	13/16	1/4	1	0206669	—
	10	32	4.83	13/16	1/4	1	—	0207376
	10	32	4.83	1"	3/8	1	—	0207383
10		24	4.83	1"	3/8	1	0206690	—
10		24	4.83	13/16	1/4	1	0206683	—
	12	28	5.49	13/16	1/4	1	—	0207390
12		24	5.49	13/16	1/4	1	0206706	—
	1/4	28	6.35	1"	3/8	1	—	0207420
	1/4	28	6.35	1.1/2	1/2	1	—	0207444
	1/4	28	6.35	13/16	1/4	1	—	0207413
1/4		20	6.35	1"	3/8	1	0206737	—
1/4		20	6.35	1.1/2	1/2	1	0206751	—
1/4		20	6.35	1.5/16	7/16	1	0206744	—
1/4		20	6.35	13/16	1/4	1	0206720	—
	5/16	24	7.94	1"	3/8	1	—	0207451
	5/16	24	7.94	1.1/2	1/2	1	—	0207475
	5/16	24	7.94	1.5/16	7/16	1	—	0207468
5/16		18	7.94	1"	3/8	1	0206768	—
5/16		18	7.94	1.1/2	1/2	1	0206782	—
	3/8	24	9.53	1"	3/8	1	—	0207482
	3/8	24	9.53	1.1/2	1/2	1	—	0207505
	3/8	24	9.53	1.5/16	7/16	1	—	0207499
3/8		16	9.53	1"	3/8	1	0206799	—
3/8		16	9.53	1.1/2	1/2	1	0206812	—
3/8		16	9.53	1.5/16	7/16	1	0206805	—

DIES



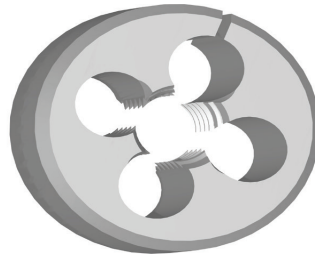
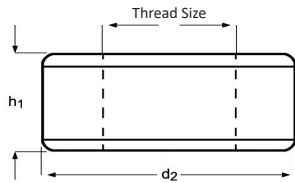
UNC	UNF	TPI	d ₁ nom mm	d ₂ Ø Inch	h ₁ Inch	Pack Qty	F320	F330
	7/16	20	11.11	1"	3/8	1	—	0207512
	7/16	20	11.11	1.1/2	1/2	1	—	0207536
	7/16	20	11.11	1.5/16	7/16	1	—	0207529
7/16		14	11.11	1.1/2	1/2	1	0206850	—
7/16		14	11.11	1.5/16	7/16	1	0206843	—
	1/2	20	12.70	1.1/2	1/2	1	—	0207550
	1/2	20	12.70	1.5/16	7/16	1	—	0207543
1/2		13	12.70	1.1/2	1/2	1	0206874	—
1/2		13	12.70	1.5/16	7/16	1	0206867	—
1/2		13	12.70	2"	5/8	1	0206881	—
	9/16	18	14.29	1.1/2	1/2	1	—	0207581
	9/16	18	14.29	1.5/16	7/16	1	—	0207574
9/16		12	14.29	1.1/2	1/2	1	0206904	—
	5/8	18	15.88	1.1/2	1/2	1	—	0207604
	5/8	18	15.88	2"	5/8	1	—	0207611
5/8		11	15.88	1.1/2	1/2	1	0206928	—
5/8		11	15.88	2"	5/8	1	0206935	—
	3/4	16	19.05	1.1/2	1/2	1	—	0207635
	3/4	16	19.05	2"	5/8	1	—	0207642
3/4		10	19.05	1.1/2	1/2	1	0206959	—
3/4		10	19.05	2"	5/8	1	0206966	—
	7/8	14	22.23	2"	5/8	1	—	0207659
7/8		9	22.23	2"	5/8	1	0206973	—
	1"	12	25.40	2"	5/8	1	—	0207666
1"		8	25.40	2"	5/8	1	0206980	—
	1.1/8	12	28.58	3"	7/8	1	—	0207673
1.1/8		7	28.58	3"	7/8	1	0206997	—
	1.1/4	12	31.75	3"	7/8	1	—	0207680
1.1/4		7	31.75	3"	7/8	1	0207000	—
	1.1/2	12	38.10	3"	7/8	1	—	0207703

Round Adjustable, Split Type

2710M

Round adjustable dies can be closed down by approximately 0.006” on diameter. Bright finish improves chip flow in soft or non-ferrous materials.

Note: Die pictured has 4 clearance holes. The number of clearance holes will increase or decrease depending on the size of the die



2710M

M

HSS



ANSI

6H



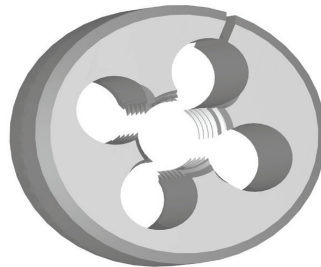
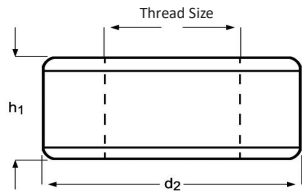
M2 - M20

M	P mm	d ₂ Ø Inch	h ₁ Inch	Pack Qty	2710M
2	0.40	13/16	1/4	1	1410573
2.5	0.45	13/16	1/4	1	1410575
3	0.50	13/16	1/4	1	1410577
4	0.70	13/16	1/4	1	1410579
4.5	0.75	13/16	1/4	1	1410580
5	0.80	13/16	1/4	1	1410581
6	1.00	1"	3/8	1	1410582
8	1.25	1"	3/8	1	1410584
9	1.25	1"	3/8	1	1410585
10.0	1.50	1"	3/8	1	1410586
12	1.75	1"	3/8	1	1410630
12	1.75	1.1/2	1/2	1	1410588
14	2.00	1.1/2	1/2	1	1410589
16	2.00	1.1/2	1/2	1	1410590
18	2.50	2"	5/8	1	1410591
20	2.50	2"	5/8	1	1410592

Round Adjustable, Split Type

F370 Round adjustable dies can be closed down by approximately 0.006" on diameter. Bright finish improves chip flow in soft or non-ferrous materials.

Note: Die pictured has 4 clearance holes. The number of clearance holes will increase or decrease depending on the size of the die.



F370

G

HSS

BS
**1127:
1950**

1/8 - 1.1/2


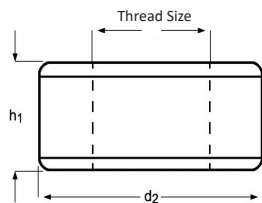
G(BSP)	TPI	d ₁ nom mm	d ₂ Ø Inch	h ₁ Inch	Pack Qty	F370
1/8	28	9.73	1"	3/8	1	0209325
1/4	19	13.16	1.5/16	7/16	1	0209332
3/8	19	16.66	1.1/2	1/2	1	0209349
1/2	14	20.96	2"	5/8	1	0209356
5/8	14	22.91	2"	5/8	1	0209363
3/4	14	26.44	2"	5/8	1	0209370
7/8	14	30.20	2.1/4	11/16	1	0209387
1"	11	33.25	2.1/4	11/16	1	0209394
1.1/4	11	41.91	3"	7/8	1	0209400
1.1/2	11	47.80	4"	1"	1	0209417

Gun Nosed Dies (Left Hand)

F201

Left hand gun nosed dies have a chamfer length similar to semi-bottoming taps to lead the threads. This design direct chips away from the cutting area. Bright finish improves chip flow in soft or non-ferrous materials.

Note: Die pictured has 4 clearance holes. The number of clearance holes will increase or decrease depending on the size of the die



F201

M

HSS

ISO 2568

6H


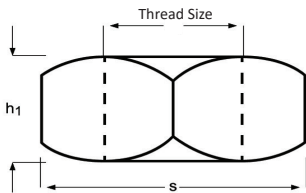
M3 - M20

M	P mm	d ₂ Ø mm	h ₁ mm	Pack Qty	F201
3	0.50	20	5	1	0164747
4	0.70	20	5	1	0105030
5	0.80	20	7	1	0105047
6	1.00	20	7	1	0105054
8	1.25	25	9	1	0105061
10	1.50	30	11	1	0104996
12	1.75	38	14	1	0105009
14	2.00	38	14	1	0105016
16	2.00	45	18	1	0105023
18	2.50	45	18	1	0164754
20	2.50	45	18	1	0164761

Hexagon Rethreading Bolt Dies (Dienuts)

2025 Rethreading bolt dies (dienuts) are used for reclaiming or cleaning up threads by hand. They are not normally used for cutting threads from solid. Bright finish improves chip flow in soft or non-ferrous materials.

Note: Die pictured has 4 clearance holes.
The number of clearance holes will increase or decrease depending on the size of the die




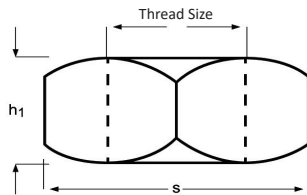
2025(UNC)	2025(UNF)	2025(UNS)	2025(NPT)
UNC	UNF	UNS	NPT
CS	CS	CS	CS
ANSI	ANSI	ANSI	ANSI
2B	2B	2B	
1/4 - 1.1/2	1/4 - 1.1/2	11/16 - 1"	1/8 - 1"

UNC	UNF	UNS	NPT	TPI	S Inch	h ₁ Inch	Pack Qty	2025(UNC)	2025(UNF)	2025(UNS)	2025(NPT)
		1/8	27	1.1/16	3/8	1	—	—	—	1410270	
	1/4		28	19/32	1/2	1	—	1410240	—	—	
1/4			20	19/32	1/2	1	1410239	—	—	—	
		1/4	18	1.1/4	5/8	1	—	—	—	1410271	
	5/16		24	11/16	5/16	1	—	1410242	—	—	
5/16			18	11/16	5/16	1	1410241	—	—	—	
	3/8		24	25/32	3/8	1	—	1410244	—	—	
3/8			16	25/32	3/8	1	1410243	—	—	—	
		3/8	18	1.7/16	5/8	1	—	—	—	1410272	
	7/16		20	7/8	7/16	1	—	1410246	—	—	
7/16			14	7/8	7/16	1	1410245	—	—	—	
	1/2		20	1.1/16	1/2	1	—	1410248	—	—	
1/2			13	1.1/16	1/2	1	1410247	—	—	—	
		1/2	14	1.5/8	3/4	1	—	—	—	1410273	
	9/16		18	1.1/16	1/2	1	—	1410250	—	—	
9/16			12	1.1/16	1/2	1	1410249	—	—	—	
	5/8		18	1.1/4	5/8	1	—	1410252	—	—	
5/8			11	1.1/4	5/8	1	1410251	—	—	—	
		11/16	11	1.7/16	3/4	1	—	—	1410253	—	
		11/16	16	1.7/16	3/4	1	—	—	1410254	—	
	3/4		16	1.7/16	3/4	1	—	1410256	—	—	
3/4			10	1.7/16	3/4	1	1410255	—	—	—	
		3/4	14	2"	13/16	1	—	—	—	1410274	
	7/8		14	1.5/8	7/8	1	—	1410258	—	—	
7/8			9	1.5/8	7/8	1	1410257	—	—	—	
		1"	14	1.13/16	1"	1	—	—	1410261	—	
	1"		12	1.13/16	1"	1	—	1410260	—	—	
1"			8	1.13/16	1"	1	1410259	—	—	—	
		1"	11.5	2.3/8	1"	1	—	—	—	1410275	
	1.1/8		12	2"	1"	1	—	1410263	—	—	
1.1/8			7	2"	1"	1	1410262	—	—	—	
	1.1/4		12	2.3/16	1"	1	—	1410265	—	—	
1.1/4			7	2.3/16	1"	1	1410264	—	—	—	
	1.3/8		12	2.3/8	1"	1	—	1410267	—	—	
1.3/8			6	2.3/8	1"	1	1410266	—	—	—	
	1.1/2		12	2.9/16	1"	1	—	1410269	—	—	
1.1/2			6	2.9/16	1"	1	1410268	—	—	—	

Hexagon Rethreading Bolt Dies (Dienuts)

2325M Rethreading bolt dies (dienuts) are used for reclaiming or cleaning up threads by hand. They are not normally used for cutting threads from solid. Bright finish improves chip flow in soft or non-ferrous materials.

Note: Die pictured has 4 clearance holes. The number of clearance holes will increase or decrease depending on the size of the die.



2325M

M

CS

ANSI

6H


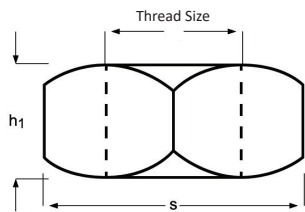
M6 - M20

M	P mm	S Inch	h ₁ Inch	Pack Qty	2325M
6	1.00	1	3/8	1	1410609
8	1.25	1	3/8	1	1410611
9	1.25	1	3/8	1	1410612
10	1.50	1	3/8	1	1410613
12	1.75	1	3/8	1	1410615
14	2.00	1.7/16	1/2	1	1410616
16	2.00	1.7/16	1/2	1	1410618
18	1.50	1.7/16	1/2	1	1410620
18	2.50	1.7/16	1/2	1	1410619
20	2.50	1.13/16	3/4	1	1410621

Hexagon Rethreading Bolt Dies (Dienuts)

F302 Rethreading bolt dies (dienuts) are used for reclaiming or cleaning up threads by hand. They are not normally used for cutting threads from solid. Bright finish improves chip flow in soft or non-ferrous materials.

Note: Die pictured has 4 clearance holes. The number of clearance holes will increase or decrease depending on the size of the die.



F302

M

HSS

BS
**1127:
1950**

6H


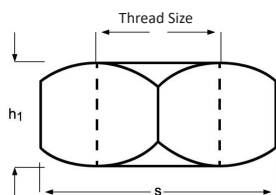
M3 - M36

M	P mm	S decimal Inch	h ₁ Inch	Pack Qty	F302
3	0.50	0.7100	1/4	1	0105627
4	0.70	0.7100	1/4	1	0105672
5	0.80	0.7100	1/4	1	0105719
6	1.00	0.7100	1/4	1	0105733
7	1.00	0.8200	5/16	1	0105740
8	1.25	0.8200	5/16	1	0105757
10	1.50	0.9200	3/8	1	0105528
11	1.50	1.0100	7/16	1	0105535
12	1.75	1.1000	1/2	1	0105542
14	2.00	1.3000	5/8	1	0105559
16	2.00	1.3000	5/8	1	0105566
18	2.50	1.4800	11/16	1	0105573
20	2.50	1.4800	11/16	1	0105580
22	2.50	1.6700	13/16	1	0105597
24	3.00	2.0500	15/16	1	0105603
27	3.00	2.2200	1.1/16	1	0105610
30	3.50	2.2200	1.1/16	1	0105634
33	3.50	2.5800	1.1/8	1	0105641
36	4.00	2.7600	1.1/4	1	0105658

Hexagon Rethreading Bolt Dies (Dienuts)

F312 Rethreading bolt dies (dienuts) are used for reclaiming or cleaning up threads by hand. They are not normally used for cutting threads from solid. Bright finish improves chip flow in soft or non-ferrous materials.

Note: Die pictured has 4 clearance holes.
The number of clearance holes will increase or decrease depending on the size of the die



F312

MF

HSS

BS 1127: 1950

6H

M8 - M24

MF	P mm	S decimal Inch	h ₁ Inch	Pack Qty	F312
8	0.75	0.8200	5/16	1	0206331
8	1.00	0.8200	5/16	1	0206348
10	1.00	0.9200	3/8	1	0206379
10	1.25	0.9200	3/8	1	0206386
12	1.00	1.0100	7/16	1	0206393
12	1.25	1.0100	7/16	1	0206409
12	1.50	1.0100	7/16	1	0206416
14	1.50	1.3000	5/8	1	0206430
16	1.50	1.3000	5/8	1	0206454
18	1.50	1.4800	11/16	1	0206461
20	1.50	1.4800	11/16	1	0206485
22	1.50	1.6700	13/16	1	0206508
24	1.50	2.0500	15/16	1	0206522
24	2.00	2.0500	15/16	1	0206539

Die Stocks, Straight Handle

L110 Designed for use with Dormer gun nosed dies. The die is held in place by two opposed cone point screws in the stock which locate in two indents in the die. When this is effected, the split in the die lines up opposite a third pointed set screw which can be run in to spread the die slightly for minute adjustment.



L110



16.00 - 4"

Nr.	Die Size Ø x H	Pack Qty	L110
1"	16 x 5	1	0111604
2a	20 x 5	1	0111611
2b	20 x 7	1	0111628
3	25 x 9	1	0111635
4"	30 x 11	1	0111642
5	38 x 14	1	0111666
5f	38 x 10	1	0111659
6	45 x 18	1	0111680
6f	45 x 14	1	0111673
7	55 x 22	1	0111703
7f	55 x 16	1	0111697
8	65 x 25	1	0111727
8f	65 x 18	1	0111710
9	75 x 30	1	0111741
9f	75 x 20	1	0111734
10	90 x 36	1	0111765
10f	90 x 22	1	0111758
	13/16 x 1/4	1	0218013
	1 x 3/8	1	0218020
	1.5/16 x 7/16	1	0218037
	1.1/2 x 1/2	1	0218044
	2 x 5/8	1	0218051
	2.1/4 x 11/16	1	0218068
	3 x 7/8	1	0218075
	4 x 1	1	0218082