

YG-1 Presents

# 40&FREE (&MORE!)



i-Xmill INSERTS



ALLOY STEEL  
HOLDERS

## GET MORE WORK OUT THE DOOR FOR LESS.

**40&FREE:** Buy 40 i-Xmill carbide inserts and get the matching alloy steel holder FREE.



### i-Xmill INSERTS

- Advanced geometry and coating for machining hardened materials (HRc40~HRc65), general-purpose (~HRc50) and graphite.
- Ball and corner radius inserts from 5/16" (8mm) to 1-1/4" (31.8mm).

### ALLOY STEEL HOLDERS



- Exceptional strength; black-oxide-treated alloy steel, providing unsurpassed performance
- Inserts interchange from ball to corner radius in same holder\*
- Straight or taper, long or short, all h6 tolerance

See insert and holder charts inside.

\* Ball nose holder only

**(&MORE!)**  
Save over **70%**  
on carbide straight neck ball holders.



Carbide shanks with superior rigidity provide for:

- Heavier roughing in deeper cavities
- Excellent finishes when finish is critical

See **SPECIAL PROMOTIONAL PRICING** on carbide ball holders on back.

**LIMITED TIME OFFER – Order today!**

Promo codes to use when ordering are shown at bottom of back page.

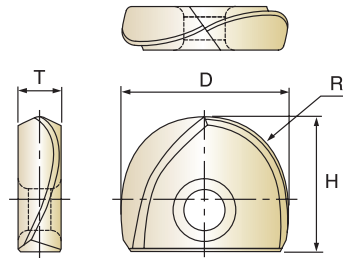



yg1usa.com

## MACHINE IT RIGHT THE FIRST TIME with YG-1 longer-life i-Xmills.

- Carbide corner radius and ball inserts for general-purpose roughing and finishing in die tool steels, cast iron, alloy and non-alloyed steels, hardened steels, graphite, and heat-resistant steel
- Higher stability, better chip evacuation, superior finishes with S-gash geometry, polished cutting edges
- Faster speeds and feeds, longer life – High hot-hardness coating for high thermal stability, resists oxidation and abrasion
- Maximum stability and reliable precision with optimized cutting-edge geometry
- Ultra-tough coating for extended life and smooth cutting

### YG-1 Longer-Life i-Xmills



#### i-Xmill Ball Inserts | INCH

EDP No.			Radius of Ball Nose R	Mill Diameter D	Height H	Thickness T
For General Material	For Hardened Material	For Graphite				
XB1A020	XB2C020	XB1D020	R5/32	5/16	5/16	.094
XB1A024	XB2C024	XB1D024	R3/16	3/8	3/8	.106
XB1A032	XB2C032	XB1D032	R1/4	1/2	7/16	.126
XB1A040	XB2C040	XB1D040	R5/16	5/8	1/2	.165
XB1A048	XB2C048	XB1D048	R3/8	3/4	5/8	.205
XB1A100	XB2C100	XB1D100	R1/2	1	3/4	.244
XB1A116	XB2C116	XB1D116	R5/8	1-1/4	31/32	.283

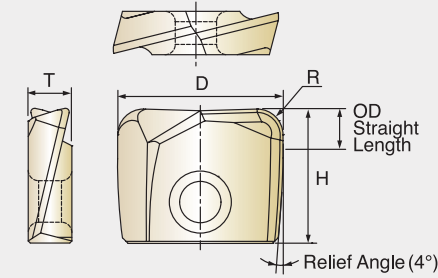
• The ball radius tolerance is ±.0004" and the set-up accuracy is ±.0008."

#### i-Xmill Ball Inserts | METRIC

EDP No.			Radius of Ball Nose R	Mill Diameter D	Height H	Thickness T
For General Material	For Hardened Material	For Graphite				
XB1N080	XB2N080	XBAD080	R4.0	8.0	8	2.4
XB1N100	XB2N100	XBAD100	R5.0	10.0	9.5	2.7
XB1N120	XB2N120	XBAD120	R6.0	12.0	11	3.2
XB1N160	XB2N160	XBAD160	R8.0	16.0	13	4.2
XB1N200	XB2N200	XBAD200	R10.0	20.0	16	5.2
XB1N250	XB2N250	XBAD250	R12.5	25.0	19.5	6.2
XB1N300	XB2N300	XBAD300	R15.0	30.0	23.5	7.2
XB1N320	XB2N320	XBAD320	R16.0	32.0	24.5	7.2

• The ball radius tolerance is ±0.01mm and the set-up accuracy is ±0.02mm.

### YG-1 Longer-Life i-Xmills

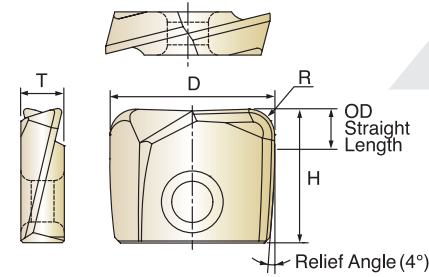


#### i-Xmill Corner Radius Inserts | INCH

EDP No.			Radius of Ball Nose R	Mill Diameter D	Height H	Thickness T	OD Straight Length
For General Material	For Hardened Material	For Graphite					
XR1A020 01	XR2A020 01	XR1D020 01	R1/64	5/16	5/16	.094	.079
XR1A020 02	XR2A020 02	XR1D020 02	R1/32				
XR1A024 01	XR2A024 01	XR1D024 01	R1/64	3/8	3/8	.106	.118
XR1A024 02	XR2A024 02	XR1D024 02	R1/32				
XR1A024 04	XR2A024 04	XR1D024 04	R1/16	1/2	7/16	.126	.118
XR1A032 01	XR2A032 01	XR1D032 01	R1/64				
XR1A032 02	XR2A032 02	XR1D032 02	R1/32	5/8	1/2	.165	.157
XR1A032 04	XR2A032 04	XR1D032 04	R1/16				
XR1A040 01	XR2A040 01	XR1D040 01	R1/64	3/4	5/8	.205	.157
XR1A040 02	XR2A040 02	XR1D040 02	R1/32				
XR1A040 04	XR2A040 04	XR1D040 04	R1/16	1	3/4	.244	.157
XR1A040 08	XR2A040 08	XR1D040 08	R1/8				
XR1A048 01	XR2A048 01	XR1D048 01	R1/64	1-1/4	29/32	.283	.157
XR1A048 02	XR2A048 02	XR1D048 02	R1/32				
XR1A048 04	XR2A048 04	XR1D048 04	R1/16	1-1/4	29/32	.283	.157
XR1A048 08	XR2A048 08	XR1D048 08	R1/8				
XR1A100 01	XR2A100 01	XR1D100 01	R1/64	1-1/4	29/32	.283	.157
XR1A100 02	XR2A100 02	XR1D100 02	R1/32				
XR1A100 04	XR2A100 04	XR1D100 04	R1/16	1-1/4	29/32	.283	.157
XR1A100 08	XR2A100 08	XR1D100 08	R1/8				
XR1A116 01	XR2A116 01	XR1D116 01	R1/64	1-1/4	29/32	.283	.157
XR1A116 02	XR2A116 02	XR1D116 02	R1/32				
XR1A116 04	XR2A116 04	XR1D116 04	R1/16	1-1/4	29/32	.283	.157
XR1A116 08	XR2A116 08	XR1D116 08	R1/8				

- Other corner radius values are available on request.
- The corner radius tolerance is ±.0006" and the set-up accuracy is ±.0008."

### YG-1 Longer-Life i-Xmills

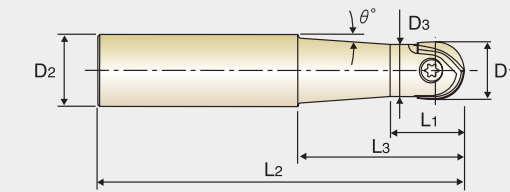


#### i-Xmill Corner Radius Inserts | METRIC

For General Material	EDP No.		Corner Radius R	Mill Diameter D	Height H	Thickness T	OD Straight Length
	For Hardened Material	For Graphite					
XRAA080 03	XRBA080 03	XRAD080 03	R0.3	8.0	8	2.4	2
XRAA080 05	XRBA080 05	XRAD080 05	R0.5				
XRAA080 10	XRBA080 10	XRAD080 10	R1.0				
XRAA100 05	XRBA100 05	XRAD100 05	R0.5	10.0	9.5	2.7	3
XRAA100 10	XRBA100 10	XRAD100 10	R1.0				
XRAA100 20	XRBA100 20	XRAD100 20	R2.0				
XRAA120 05	XRBA120 05	XRAD120 05	R0.5	12.0	11	3.2	3
XRAA120 10	XRBA120 10	XRAD120 10	R1.0				
XRAA120 20	XRBA120 20	XRAD120 20	R2.0				
XRAA130 05	XRBA130 05	XRAD130 05	R0.5	13.0	11.2	3.2	3
XRAA130 10	XRBA130 10	XRAD130 10	R1.0				
XRAA130 20	XRBA130 20	XRAD130 20	R2.0				
XRAA160 05	XRBA160 05	XRAD160 05	R0.5	16.0	13	4.2	4
XRAA160 10	XRBA160 10	XRAD160 10	R1.0				
XRAA160 20	XRBA160 20	XRAD160 20	R2.0				
XRAA170 05	XRBA170 05	XRAD170 05	R0.5	17.0	13	4.2	4
XRAA170 10	XRBA170 10	XRAD170 10	R1.0				
XRAA170 20	XRBA170 20	XRAD170 20	R2.0				
XRAA200 05	XRBA200 05	XRAD200 05	R0.5	20.0	16	5.2	4
XRAA200 10	XRBA200 10	XRAD200 10	R1.0				
XRAA200 20	XRBA200 20	XRAD200 20	R2.0				
XRAA210 05	XRBA210 05	XRAD210 05	R0.5	21.0	16	5.2	4
XRAA210 10	XRBA210 10	XRAD210 10	R1.0				
XRAA210 20	XRBA210 20	XRAD210 20	R2.0				
XRAA250 05	XRBA250 05	XRAD250 05	R0.5	25.0	19.5	6.2	4
XRAA250 10	XRBA250 10	XRAD250 10	R1.0				
XRAA250 20	XRBA250 20	XRAD250 20	R2.0				
XRAA260 05	XRBA260 05	XRAD260 05	R0.5	26.0	19.5	6.2	4
XRAA260 10	XRBA260 10	XRAD260 10	R1.0				
XRAA260 20	XRBA260 20	XRAD260 20	R2.0				
XRAA300 05	XRBA300 05	XRAD300 05	R0.5	30.0	23.5	7.2	4
XRAA300 10	XRBA300 10	XRAD300 10	R1.0				
XRAA300 20	XRBA300 20	XRAD300 20	R2.0				
XRAA320 05	XRBA320 05	XRAD320 05	R0.5	32.0	23.5	7.2	4
XRAA320 10	XRBA320 10	XRAD320 10	R1.0				
XRAA320 20	XRBA320 20	XRAD320 20	R2.0				

- Other corner radius values are available on request.
- The corner radius tolerance is ±0.015mm and the set-up accuracy is ±0.02mm.

### YG-1 Alloy Steel Holders



#### i-Xmill Ball Holders – Steel – Taper Neck Type | INCH

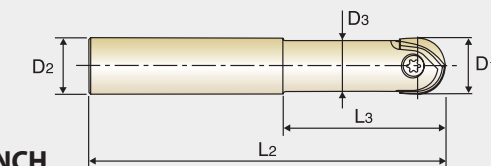
EDP No.	Mill Diameter D1	Shank Diameter D2	Length of Cut L1	Length Below Shank L3	Overall Length L2	Neck Diameter D3	Interference Angle θ°	Length Type	Wrench No.	Screw No.
ZBT1020	5/16	1/2	1/2	1-5/8	3-5/8	9/32	4° 33'	Short	TWF07	TX0807
ZBT2020			1	2-1/2	4-3/8		3° 25'	Regular		
ZBT1024	3/8	1/2	5/8	1-1/2	3-9/16	11/32	3° 49'	Short	TWF08	TX1008
ZBT2024			1-1/4	2-5/16	4-3/8		3° 08'	Regular		
ZBT1032	1/2	5/8	11/16	2-3/16	4-3/8	7/16	2° 49'	Short	TWF10	TX1210
ZBT1040	5/8	3/4	13/16	2-9/16	5	9/16	2° 25'	Short	TWF15	TX1615
ZBT1048	3/4	1	1	3-1/8	6	43/64	3° 53'	Short	TWB20*	TX2020
ZBT1100	1	1-1/4	1-1/4	3-9/16	7	29/32	3° 45'	Short	TWB25*	TX2525
ZBT1116	1-1/4	1-1/4	1-9/16	4-3/8	8	1-1/16	1° 30'	Short	TWB30*	TX3030

\*Need to use T Handle: TWH600 (See page 6)

#### i-Xmill Ball Holders – Steel – Taper Neck Type | METRIC

EDP No.	Mill Diameter D1	Shank Diameter D2	Length of Cut L1	Length Below Shank L3	Overall Length L2	Neck Diameter D3	Interference Angle θ°	Length Type	Wrench No.	Screw No.
ZBT0801	8.0	12	12	35	90	7.2	4° 43'	Short	TWF07	TX0807
ZBT0802			25	55	110		3° 37'	Regular		
ZBT1001	10.0	12	15	35	90	9	2° 51'	Short	TWF08	TX1008
ZBT1002			30	55	110		2° 17'	Regular		
ZBT1201	12.0	16	17	55	110	10.5	3° 23'	Short	TWF10	TX1210
ZBT1601	16.0	20	20	65	125	14.5	2° 51'	Short	TWF15	TX1615
ZBT2001	20.0	25	25	75	145	18	3° 26'	Short	TWB20*	TX2020
ZBT2501	25.0	32	30	90	170	22.5	4° 03'	Short	TWB25*	TX2525
ZBT3001	30.0 32.0	32	40	110	195	27	1° 38'	Short	TWB30*	TX3030

\*Need to use T Handle: TWH600 (See page 6)



#### i-Xmill Ball Holders – Steel – Straight Neck Type | INCH

EDP No.	Mill Diameter D1	Shank Diameter D2	Length Below Shank L3	Overall Length L2	Neck Diameter D3	Length Type	Wrench No.	Screw No.
ZBS1032	1/2	1/2	1-3/8	3-1/2	7/16	Short	TWF10	TX1210
ZBS2032			2-3/16	4-3/8		Regular		
ZBS1040	5/8	5/8	1-3/8	3-3/4	9/16	Short	TWF15	TX1615
ZBS2040			2-9/16	5		Regular		
ZBS1048	3/4	3/4	1-9/16	4-3/8	43/64	Short	TWB20*	TX2020
ZBS2048			3	6		Regular		
ZBS1100	1	1	1-3/4	5	29/32	Short	TWB25*	TX2525
ZBS2100			3-9/16	6-3/4		Regular		
ZBS1116	1-1/4	1-1/4	2-1/4	5-1/2	1-1/16	Short	TWB30*	TX3030
ZBS2116			4-3/8	7-3/4		Regular		

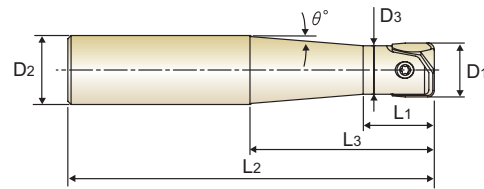
\*Need to use T Handle: TWH600 (See page 6)

## YG-1 Alloy Steel Holders

### i-Xmill Ball Holders – Steel – Straight Neck Type | METRIC

EDP No.	Mill Diameter	Shank Diameter	Length Below Shank	Overall Length	Neck Diameter	Length Type	Wrench No.	Screw No.
	D1							
ZBS1201	12.0	12	35	90	10.5	Short	TWF10	TX1210
ZBS1202			55	110		Regular		
ZBS1601	16.0	16	35	95	14.5	Short	TWF15	TX1615
ZBS1602			65	125		Regular		
ZBS2001	20.0	20	40	110	18	Short	TWB20*	TX2020
ZBS2002			75	145		Regular		
ZBS2501	25.0	25	45	125	22.5	Short	TWB25*	TX2525
ZBS2502			90	170		Regular		
ZBS3001	30.0	32	55	140	27	Short	TWB30*	TX3030
ZBS3002	32.0		110	195		Regular		

\*Need to use T Handle: TWH600 (See below)



### i-Xmill Corner Radius Holders – Steel – Taper Neck Type | INCH

EDP No.	Mill Diameter	Shank Diameter	Length of Cut	Length Below Shank	Overall Length	Neck Diameter	Interference Angle	Length Type	Wrench No.	Screw No.
	D1									
ZRT1032	5/16	1/2	13/32	7/8	4	17/64	13° 58'	Regular	TWF07	TX0807
ZRT2032				2	5-1/8		4° 12'	Long		
ZRT2410	3/8	1/2	17/32	1	4	5/16	9° 27'	Regular	TWF08	TX1008
ZRT2420				2	5-15/16		3° 6'	Long		
ZRT3220	1/2	5/8	5/8	2-3/8	6-5/16	27/64	3° 19'	Long	TWF10	TX1210

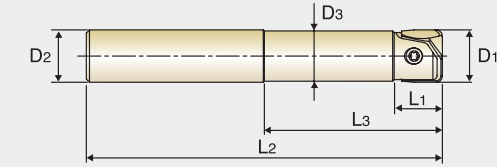
### i-Xmill Corner Radius Holders – Steel – Taper Neck Type | METRIC

EDP No.	Mill Diameter	Shank Diameter	Length of Cut	Length Below Shank	Overall Length	Neck Diameter	Interference Angle	Length Type	Wrench No.	Screw No.
	D1									
ZRT8011	8.0	12	10	22	100	6.7	9°	Regular	TWF07	TX0807
ZRT8021				50	130		2° 43'	Long		
ZRT1001	10.0	12	13	25	100	8.6	4° 45'	Regular	TWF08	TX1008
ZRT1002				50	150		1° 32'	Long		
ZRT1202	12.0 13.0	16	15	60	160	10.2	2° 32'	Long	TWF10	TX1210

\*T Handle: TWH600



## YG-1 Alloy Carbide Ball Holders



### i-Xmill Corner Radius Holders – Steel – Straight Neck Type | INCH

EDP No.	Mill Diameter	Shank Diameter	Length of Cut	Length Below Shank	Overall Length	Neck Diameter	Length Type	Wrench No.	Screw No.
	D1								
ZRS1032	1/2	1/2	17/32	1-3/16	4-3/8	7/16	Regular	TWF10	TX1210
ZRS1040	5/8	5/8	5/8	2	5-1/8	19/32	Regular	TWF15	TX1615
ZRS2040				2-9/16	6-1/2		Intermediate		
ZRS1048	3/4	3/4	23/32	2-3/8	5-1/2	23/32	Regular	TWB20*	TX2020
ZRS2048				3-1/8	7-1/8		Intermediate		
ZRS1100	1	1	29/32	2-3/4	5-15/16	31/32	Regular	TWB25*	TX2525
ZRS2100				3-9/16	8		Intermediate		
ZRS1116	1-1/4	1-1/4	1-1/8	3-1/8	6-5/16	1-7/32	Regular	TWB30*	TX3030
ZRS2116	1-1/4			4	8-11/16		Intermediate		

\*Need to use T Handle: TWH600 (See page 6)

### i-Xmill Corner Radius Holders – Steel – Straight neck Type | METRIC

EDP No.	Mill Diameter	Shank Diameter	Length of Cut	Length Below Shank	Overall Length	Neck Diameter	Length Type	Wrench No.	Screw No.
	D1								
ZRS1120	12.0 13.0	12	13	30	110	11	Regular	TWF10	TX1210
ZRS1160	16.0								
ZRS2160	17.0	16	15	65	165	19	Intermediate	TWF15	TX1615
ZRS1200	20.0			60	140		Regular		
ZRS2200	21.0	20	18	80	180	24	Intermediate	TWB20*	TX2020
ZRS1250	25.0			70	150		Regular		
ZRS2250	26.0	25	23	90	200	29	Intermediate	TWB25*	TX2525
ZRS1300	30.0			80	160		Regular		
ZRS2300	30.0	32	27	100	220	31	Intermediate	TWB30*	TX3030
ZRS1320				80	160		Regular		
ZRS2320	32.0	32	28	100	220	31	Intermediate	TWB30*	TX3030

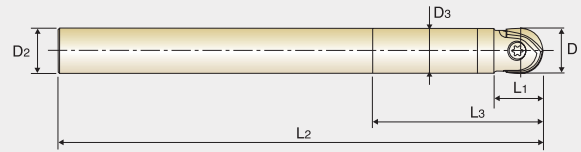
\*Need to use T Handle: TWH600 (See page 6)



# GET MORE WORK OUT THE DOOR FOR LESS.

## 40&FREE (&MORE!)

# YG-1 Alloy Carbide Ball Holders



## i-Xmill Ball Holders – Carbide | INCH

EDP No.	Mill Diameter	Shank Diameter	Length of Cut	Length Below Shank	Overall Length	Neck Diameter	Length Type	Wrench No.	Screw No.
	D1	D2	L1	L3	L2	D3			
ZBCB020	5/16	5/16	1/2	1-9/16	5-1/8	19/64	Long	TWF07	TX0807
ZBCB024	3/8	3/8	5/8	2	5-1/2	23/64	Long	TWF08	TX1008
ZBCB032	1/2	1/2	11/16	2-3/8	5-15/16	31/64	Long	TWF10	TX1210
ZBCB040	5/8	5/8	13/16	3-3/16	7-15/16	39/64	Long	TWF15	TX1615
ZBCD040					9-7/8				
ZBCB048	3/4	3/4	1	3-3/16	7-15/16	47/64	Long	TWB20*	TX2020
ZBCC048					4				
ZBCB100	1	1	1-3/16	4-3/4	9-7/8	63/64	Long	TWB25*	TX2525
ZBCB116	1-1/4	1-1/4	1-9/16	5-15/16	11-7/8	1-15/64	Long	TWB30*	TX3030

\*Need to use T Handle : TWH600 (See page 6)

## i-Xmill Ball Holders – Carbide | METRIC

EDP No.	Mill Diameter	Shank Diameter	Length of Cut	Length Below Shank	Overall Length	Neck Diameter	Length Type	Wrench No.	Screw No.
	D1	D2	L1	L3	L2	D3			
ZBC1080	8.0	8	12	25	130	7.7	Long	TWF07	TX0807
ZBC1100	10.0	10	15	30	140	9.7	Long	TWF08	TX1008
ZBC1120	12.0	12	17	35	150	11.7	Long	TWF10	TX1210
ZBC1160	16.0	16	20	50	200	15.7	Long	TWF15	TX1615
ZBC1200	20.0	20	25	60	200	19.7	Long	TWB20*	TX2020
ZBC1250	25.0	25	30	75	200	24.7	Long	TWB25*	TX2525
ZBC1320	30.0	32	40	90	250	29.7	Long	TWB30*	TX3030
	32.0								

\*Need to use T Handle : TWH600 (See page 6)

## Carbide Straight Neck Ball Holder | INCH

EDP No.	Size	List Price	PROMO PRICE*
ZBCB020	5/16 x 19/64 x 1/2 x 1-9/16 x 5-1/8	\$506.98	<b>\$142.59</b>
ZBCB024	3/8 x 23/64 x 5/8 x 2 x 5-1/2	\$506.98	<b>\$142.59</b>
ZBCB032	1/2 x 31/64 x 11/16 x 2-3/8 x 5-15/16	\$578.97	<b>\$162.84</b>
ZBCB040	5/8 x 39/64 x 13/16 x 3-3/16 x 7-15/16	\$910.05	<b>\$255.95</b>
ZBCD040	5/8 x 39/64 x 13/16 x 3-3/16 x 9-7/8	\$910.05	<b>\$255.95</b>
ZBCB048	3/4 x 47/64 x 1 x 3-3/16 x 7-15/16	\$1,334.83	<b>\$375.42</b>
ZBCC048	3/4 x 47/64 x 1 x 4 x 9-7/8	\$1,334.83	<b>\$375.42</b>
ZBCB100	1 x 63/64 x 1-3/16 x 4-3/4 x 9-7/8	\$2,003.28	<b>\$563.42</b>
ZBCB116	1-1/4 x 1-15/64 x 1-9/16 x 5-15/16 x 11-7/8	\$2,811.06	<b>\$790.61</b>

## Carbide Straight Neck Ball Holder | METRIC

EDP No.	Size	List Price	PROMO PRICE*
ZBC1080	8 x 7.7 x 12 x 25 x 130	\$506.98	<b>\$142.59</b>
ZBC1100	10 x 9.7 x 15 x 30 x 140	\$506.98	<b>\$142.59</b>
ZBC1120	12 x 11.7 x 17 x 35 x 150	\$578.97	<b>\$162.84</b>
ZBC1160	16 x 15.7 x 20 x 50 x 200	\$910.05	<b>\$255.95</b>
ZBC1200	20 x 19.7 x 25 x 60 x 200	\$1,334.83	<b>\$375.42</b>
ZBC1250	25 x 24.7 x 30 x 75 x 200	\$2,003.28	<b>\$563.42</b>
ZBC1320	32 x 29.7 x 40 x 90 x 250	\$2,811.06	<b>\$790.61</b>

\* With the purchase of 40 regularly priced inserts

**SAVE  
OVER  
70%**  
on these  
carbide  
toolholders  
with the purchase of  
40 regularly priced inserts  
(aligned with the shank)



### PROMO CODES:

Use promo code **IXSTL** when ordering the 40 & FREE inserts and steel holder

Use promo code **IXCBD** when ordering the discounted carbide ball holders

YG1USA-P1901

Phone: 800-765-8665  
Technical Assistance: 888-868-5988  
yg1usa.com

